

This document is the property of Amphenol Corporation and is delivered on the express condition that it is not to be disclosed, reproduced or used, in whole or in part, for manufacture or sale by anyone other than Amphenol Corporation without its prior consent, & that no right is granted to disclose or to use any information in this document.

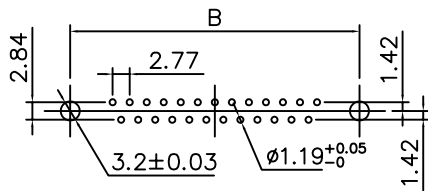
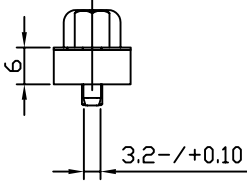
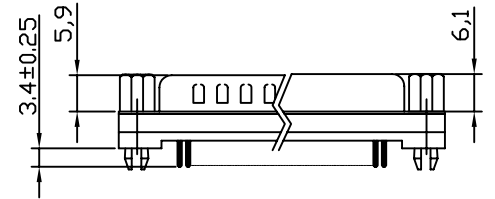
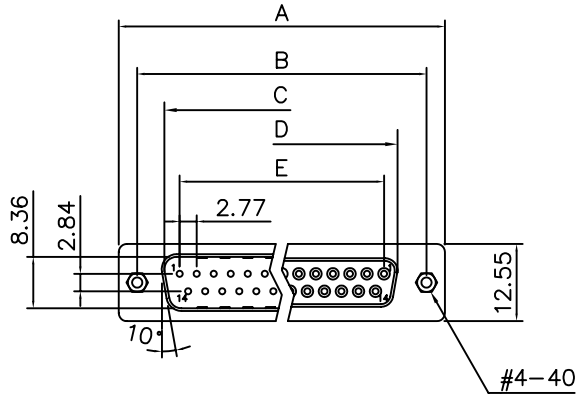
REVISIONS				
SYM	ECN	DESCRIPTION	DATE	APPROVED
A			02/03/07	

D-SUB TECHNICAL DATA

Product Specification
 Material
 Insulator :Glass-Filled Thermoplastic PBT,UL94V-0 rated
 Contact :Brass
 Shell :Steel, 100u" Tin Over 50u" min Nickel.

Boardlock :Brass, 100u" min Nickel Plated.
 Screwlock :Brass, 100u" min Nickel Plated.

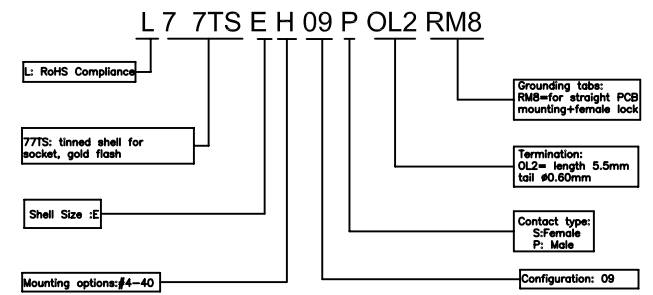
Electrical
 Contact Resistance :20 milliohms
 Max at 3 AMP DC.
 Insulation Resistance :1000
 megohms at 500 VDC
 Dielectric Withstanding Voltage :
 1000 VAC/rms 60Hz for 1 minute
 Current Rating :1 AMP
 Volatge Rating :250 VAC/rms 60Hz



Recomended PCB Layout



PRODUCT CODE



Dimensions

Positions	A	B	C	D	E
9	30.81	24.99	16.92	16.33	11.08
15	39.14	33.32	25.50	24.66	19.39
25	53.04	47.04	38.96	38.38	33.24
37	69.32	63.50	55.42	54.84	49.86

UNLESS OTHERWISE SPECIFIED TOLERANCES U.S. METRIC .X +/- 0.50 .XX +/- 0.30 .XXX +/- 0.20 FRACTIONS +/- ANGLES +/- 2° FOR MATERIALS AND FINISHES SEE NOTES REMOVE SHARP EDGES DIMENSIONS U.S. INCHES METRIC MM	APPROVAL	DATE
	DRAWN LEON YU	02/03/07
	CHECKED ERIC	02/03/07
	CHECKED	
	DRAWING FILE :	
	ANGLE OF PROJECTION	

Amphenol		
TITLE Straight PCB Termination one Metal Shell Connectors		
SIZE	DRAWING NO.	REV.
A4	C L77TSEH09SOL2RM8	A
SCALE	NONE	SHEET 1 OF 1