

Automotive & Industrial Grade Glass-Sealed Ceramic Base SMD Crystal



ABM3AIG

Pb in glass
(exempt 7(c) - I per RoHS II 2011/65/EU Annex)

5.0 x 3.2 x 1.3 mm
RoHS/RoHS II Compliant
MSL = N/A: Not Applicable

Features

- AEC-Q200 Qualified
- Automotive Grade 0: -40°C to +150°C
- TS16949 Production Line Certified
- PPAP Available Upon Request
- Hermetically Glass-sealed Ceramic Package
- RoHS/RoHS II Compliant

Applications

- Infotainment Systems
- Keyless Entry & Startup
- GPS & Navigation
- Comfort control
- ADAS (Advanced Driver Assistance Systems)
- Vehicle to Vehicle Communication
- LiDAR (Light Detection and Ranging)
- In-vehicle Networking
- Powertrain & Drive Control
- Power Control & Conversion
- Industrial Control & Automation

Electrical Specifications

Parameters	Min.	Typ.	Max.	Units	Notes
Frequency Range	8.000		50.000	MHz	
Operation Mode	Fundamental				
Operating Temperature	-40		+150	°C	Option "blank"; See options
	-40		+125		Option "K"; See options
Storage Temperature	-40		+150	°C	Option "blank"
	-40		+125		Options "K, J, D, N"
Frequency Tolerance @ +25°C	-50		+50	ppm	Option "blank"; See options
Frequency Stability over the Operating Temperature (ref. to +25°C)	-100		+100	ppm	Option "blank"; See options
	-150		+150		Option "R"; See options
Equivalent series resistance (R1)			150	Ω	8.000 – 9.999 MHz
			100		10.000 – 15.999 MHz
			60		16.000 – 19.999 MHz
			50		20.000 – 50.000 MHz
Shunt capacitance (C0)			3.0	pF	
Load capacitance (CL)		18		pF	Option "blank"; See options
Drive Level		10	100	μW	
Aging	-2		+2	ppm	@25°C± 3°C First year
Insulation Resistance	500			MΩ	@100 Vdc ± 15V

Automotive & Industrial Grade Glass-Sealed Ceramic Base SMD Crystal

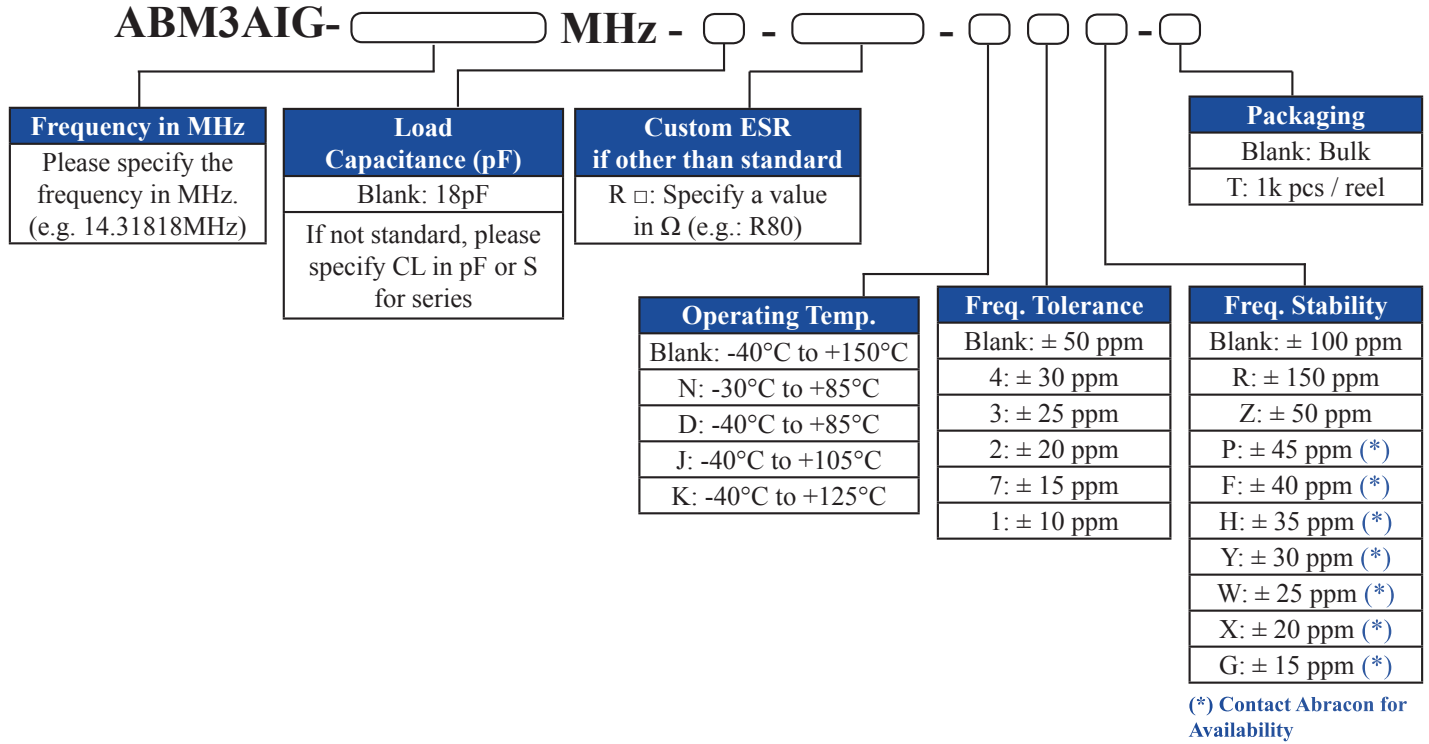


ABM3AIG

Pb in glass
(exempt 7(c) - I per RoHS II 2011/65/EU Annex)

5.0 x 3.2 x 1.3 mm
RoHS/RoHS II Compliant
MSL = N/A: Not Applicable

Options and Part Identification (left blank if standard)



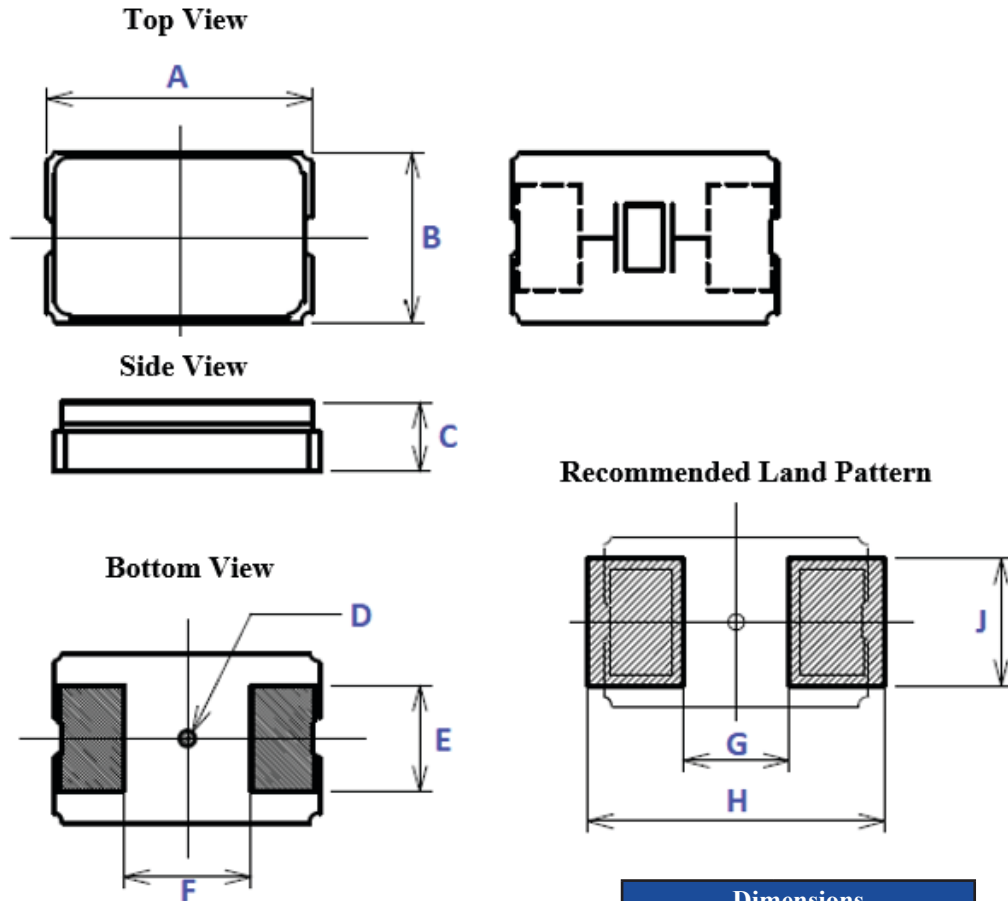


ABM3AIG

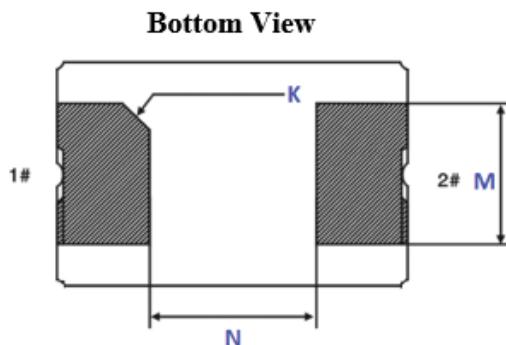
Pb in glass
(exempt 7(c) - I per RoHS II 2011/65/EU Annex)

5.0 x 3.2 x 1.3 mm
RoHS/RoHS II Compliant
MSL = N/A: Not Applicable

Mechanical Dimensions



Alternative Bottom Packaging #1



Dimensions	
A	5.0 ± 0.15
B	3.2 ± 0.15
C	1.3 ± 0.25
D	Ø 0.3
E	2.0
F	2.4
G	2.0
H	5.6
J	2.4
K	0.40 x 45°
M	2.0
N	2.4

Dimensions: mm

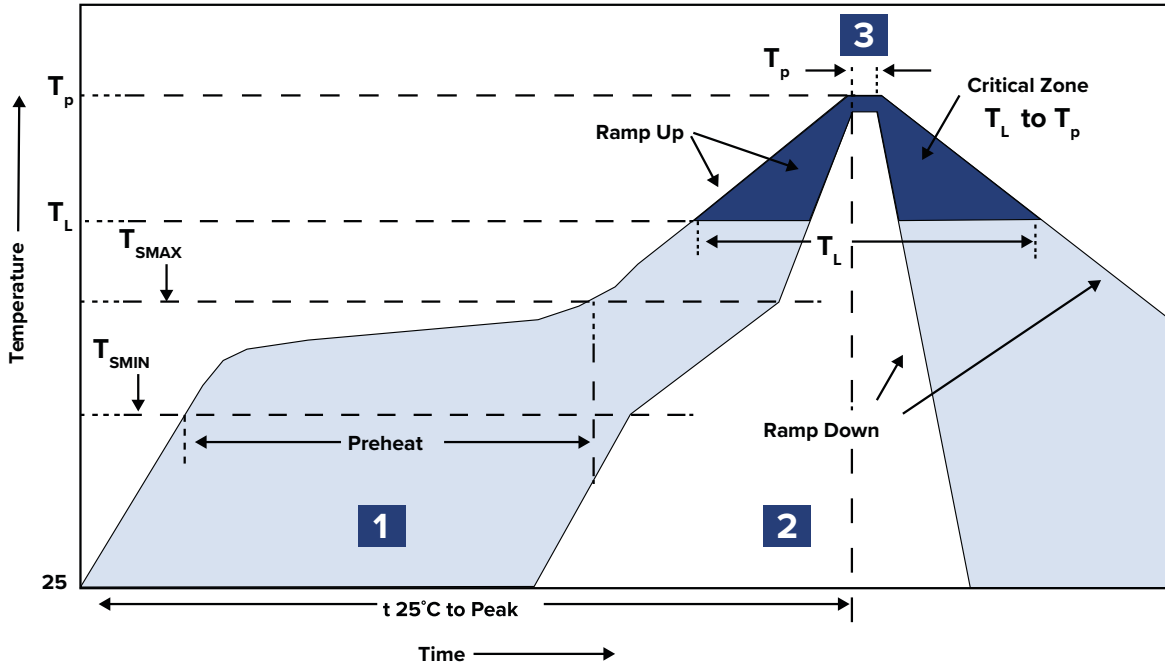


ABM3AIG

Pb in glass
(exempt 7(c) - I per RoHS II 2011/65/EU Annex)

5.0 x 3.2 x 1.3 mm
RoHS/RoHS II Compliant
MSL = N/A: Not Applicable

Reflow Profile



Zone	Description	Temperature	Time
1	Preheat / Soak	$T_{SMIN} \sim T_{SMAX}$ $150^{\circ}\text{C} \sim 180^{\circ}\text{C}$	60 ~ 120 sec.
2	Reflow	T_L 230°C	30 ~ 40 sec.
3	Peak heat	T_P $260^{\circ}\text{C} \pm 5^{\circ}\text{C}$	10 sec. MAX

Automotive & Industrial Grade Glass-Sealed Ceramic Base SMD Crystal



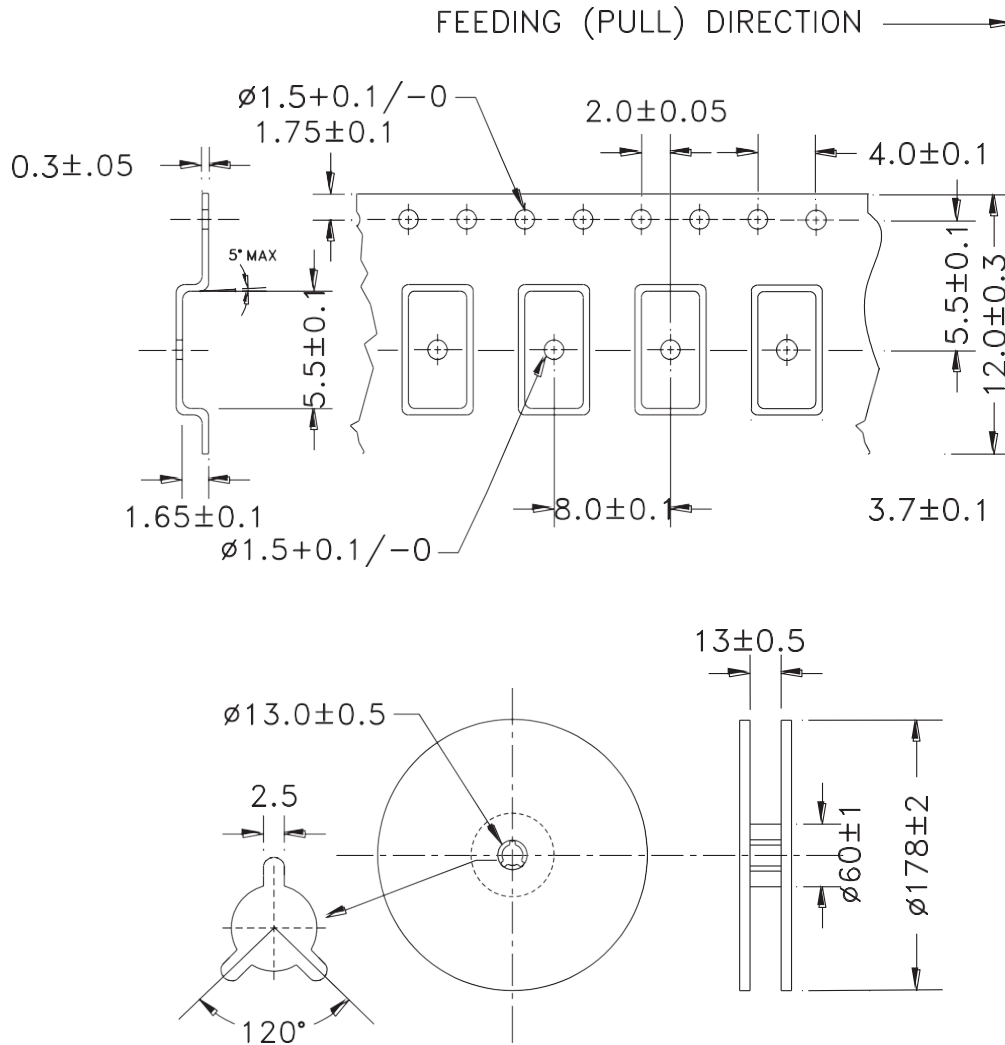
ABM3AIG

Pb in glass
(exempt 7(c) - I per RoHS II 2011/65/EU Annex)

5.0 x 3.2 x 1.3 mm
RoHS/RoHS II Compliant
MSL = N/A: Not Applicable

Packaging

1000 pcs/reel



Dimensions: mm

ATTENTION: Abracon LLC's products are COTS – Commercial-Off-The-Shelf products; suitable for Commercial, Industrial and, where designated, Automotive Applications. Abracon's products are not specifically designed for Military, Aviation, Aerospace, Life-dependent Medical applications or any application requiring high reliability where component failure could result in loss of life and/or property. For applications requiring high reliability and/or presenting an extreme operating environment, written consent and authorization from Abracon LLC is required. Please contact Abracon LLC for more information.



5101 Hidden Creek Ln Spicewood TX 78669
Phone: 512-371-6159 | Fax: 512-351-8858
For terms and conditions of sales, please visit:
www.abracon.com

REVISED: 06-13-19

ABRACON IS
ISO9001-2015
CERTIFIED