THIS DRAWING IS UNPUBLISHED.
VERTRAULICHE UNVEROEFFENTLICHTE ZEICHNUNG
© COPYRIGHT 19-- BY TE INCORPORATED. ALL RIGHTS RESERVED.
ALLE RECHTE VORBEHALTEN.

RELEASED FOR PUBLICATION .19--.
FREI FUER VEROEFFENTLICHUNG

MATED WITH:
PASSEND ZU:
—

CONTACTS FOR FLR—CABLE

Kontakte fuer FLR—Leitung

LOC	DIST
A1	—

PROJECT NR.: —

REVISIONS
ANDERUNGEN

P	LTR	DESCRIPTION BESCHREIBUNG	DATE	DWN	APVD
	A5	PN X—964296—X Revision adapted	08APR2009	G.Abraham	M.Brunner
	A6	Note 4 removed from table ECR—10—001407	20JAN2010	M.Schuster	M.Brunner

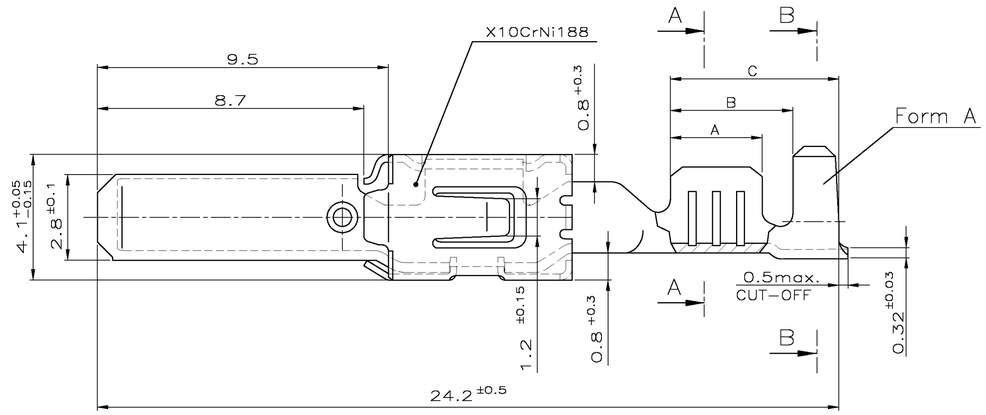

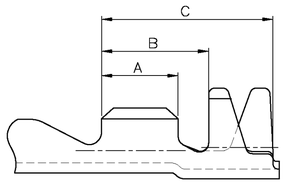

Form B

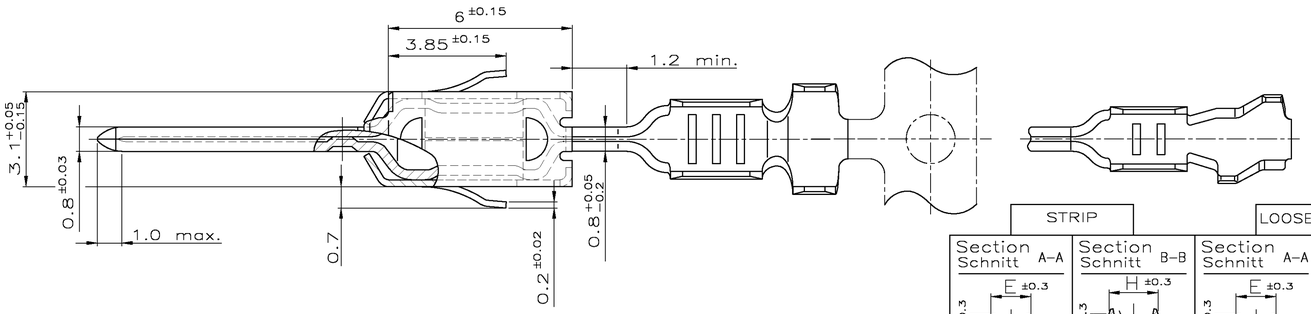

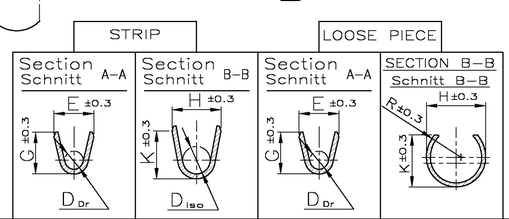

Order No. BESTELL— NR. Strip BANDWARE	Rev.	Order No. BESTELL— NR. Loose piece Einzelaus—führung	Wire Range Drahtgrößen Bereich (mm²)	Insulation ⌀ Isolations ⌀ (mm)	Material Werkstoff	Surface Oberfläche	Lenght Länge	Wire crimp Drahtcrimp	Insul.crimp Iso'crimp	Wire crimp Drahtcrimp	Insul.crimp Iso'crimp	
							Crimp Dimension Crimpabmessungen (mm)					
—	—	—	>1.0—2.5	2.2—3.0	—	—	A = 3.5 B = 5.2 C = 6.8	E = 3.6 G = 3.8 D_{Dr} = 1.8	H = 5.3 K = 5.0 D_{iso} = 3.5	E = 2.8 G = 3.9 D_{Dr} = 1.7	H = 4.8 K = 4.5 R_{iso} = 2.8	Single wire sealing system EDS 2
2—964302—1	C	2—964301—1			CuFe 2	vorverzinnt						
1—964302—3	C	1—964301—3			CuSn 4	1						
4—964300—1	A	4—964299—1	0.5—1.0	1.4—2.7	CuNi18Zn20		A = 3.0 B = 4.7 C = 6.3	E = 2.5 G = 2.7 D_{Dr} = 1.2	H = 5.1 K = 4.8 D_{iso} = 3.3	E = 2.2 G = 2.8 D_{Dr} = 1.2	H = 4.4 K = 4.2 R_{iso} = 2.6	
2—964300—1	C	2—964299—1			CuFe 2	vorverzinnt						
1—964300—3	C	1—964299—3			CuSn 4	1						
—	—	—	0.2—0.5	1.2—2.3	—	—	A = 2.5 B = 4.7 C = 6.3	E = 2.1 G = 2.1 D_{Dr} = 0.8	H = 4.7 K = 4.5 D_{iso} = 3.2	E = 1.7 G = 2.15 D_{Dr} = 0.8	H = 4.2 K = 4.15 R_{iso} = 2.4	
2—964298—1	C	2—964297—1			CuFe 2	vorverzinnt						
1—964298—3	C	1—964297—3			CuSn 4	1						
2—964296—2	B	2—964295—2	>1.0—2.5	2.2—3.0	CuFe 2	3	A = 3.3 B = 4.3 C = 5.8	E = 3.6 G = 3.8 D_{Dr} = 1.8	H = 4.7 K = 4.9 D_{iso} = 2.6 Form A	E = 2.8 G = 3.9 D_{Dr} = 1.7	H = 3.8 K = 4.3 R_{iso} = 2.3	FLR — Cable / Leitung
2—964296—1	C	2—964295—1			CuFe 2	vorverzinnt						
1—964296—3	C	1—964295—3			CuSn 4	1						
2—964294—2	A	2—964293—2	0.5—1.0	1.4—2.1	CuFe 2	3	A = 3.0 B = 4.0 C = 5.5	E = 2.5 G = 2.7 D_{Dr} = 1.2	H = 3.7 K = 3.9 D_{iso} = 1.8 Form A	E = 2.2 G = 2.8 D_{Dr} = 1.2	H = 2.8 K = 3.5 R_{iso} = 1.6	
2—964294—1	B	2—964293—1			CuFe 2	vorverzinnt						
1—964294—3	B	1—964293—3			CuSn 4	1						
—	—	—	0.2—0.5	1.15—1.6	—	—	A = 2.5 B = 3.5 C = 5.6	E = 2.1 G = 2.1 D_{Dr} = 0.8	H = 2.7 K = 2.8 D_{iso} = 1.4 Form B	E = 1.7 G = 2.15 D_{Dr} = 0.8	H = 2.5 K = 2.35 R_{iso} = 1.4	
2—964292—1	B	2—964291—1			CuFe 2	vorverzinnt						
1—964292—3	B	1—964291—3			CuSn 4	1						

AMP 4805 REV 27JUN96

Contacts for

Single Wire Sealing System: FLR—and FLK—Cable

Kontakte fuer Einzel—Dichtung—System: FLR und FLK—Leitung

Dimensions see Figure Contacts for FLR — Cable

Maße siehe Darstellung der Kontakte für FLR—Leitung

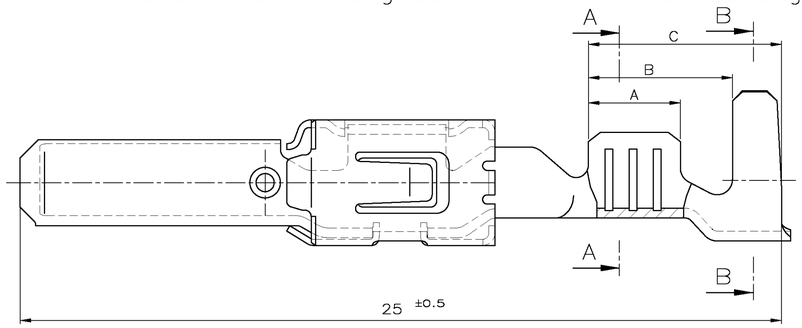

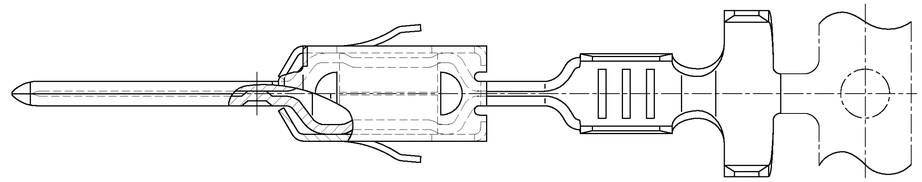

Single Wire Seal Einzel—Dichtung 2		
963292—1	2.7—3.0	yellow gelb
963293—1	2.0—2.7	redbrown rotbraun
963294—1	1.2—2.1	blue blau
ORDER NO. BESTELL— NR.	Insulation ⌀ Isolations ⌀	Colour Farbe

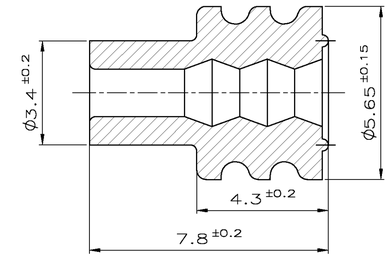

Notes

Bemerkungen

1. Body electro tin plated over nickel 0.2 µm min.
   Kontaktkörper gal. verzinnt über Nickel
   Contact area selectiv gold over nickel 0.8µm min.
   Kontaktzone selectiv vergoldet über Ni
   Wire crimp area electro tin plated
   1 µm min. over nickel
   Drahtcrimpbereich gal. verzinnt 1 µm min. über Ni
2. According insulation ⌀ is to choose the single wire seal
   Entsprechend dem Isolationsdurchmesser ist die Einzel—Dichtung auszuwählen
3. Contact Area min. 3µm Pre—silver plated
   Kontaktzone min. 3µm vorversilbert

THE INFORMATION CONTAINED IN THIS DRAWING IS THE SOLE PROPERTY OF TYCO ELECTRONICS AMP GMBH. IT IS SUBJECT TO CHANGE AND THE EDITORIAL ENGINEERING ORGANIZATION SHOULD BE CONTACTED FOR THE LATEST REVISION.
DIESES ZEICHNUNGSDOKUMENT WIRD DURCH TE INCORPORATED KONTROLLIERT. ÄNDERUNGEN, DIE DEM TECHNISCHEN FORTSCHRITT DIENEN, SIND VORBEHALTEN. DEN JEWEILS LETZTGÜLTIGEN ÄNDERUNGSSTAND ERFAHREN SIE AUF ANFRAGE.

DIMENSIONS: MM
TOLERANCES UNLESS OTHERWISE SPECIFIED: ± 0.2 mm
ANGLES/WINKEL ±—
MATERIAL —
FINISH/OBERFLAECHE/FARBE —

DWN 05—NOV—01 Abraham,G.
CHK 05—NOV—01 Meierhoefer,T.
APVD 05—NOV—01 Bleicher,M.
PRODUCT SPEC PRODUKTSPEZ. 108—18063
APPLICATION SPEC VERARBEITUNGSSPEZ. 114—19051
WEIGHT GEWICHT —

Tyco Electronics
tyco Electronics AMP GmbH
D — 64625 Bensheim

PRODUCT GROUP DRAWING
TAB 2.8 x 0.8 MM TYPE A
Produkt—Gruppen—Zeichnung
Flachstecker 2.8 x 0.8 mm Typ A

SIZE A1 | CAGE CODE 00779 | DRAWING NO ZEICHNUNGS—NR. C—1355364 | RESTRICTED TO NUR FUER —

CUSTOMER DRAWING /KUNDENZEICHNUNG | MASSSTAB 10:1 | BLATT 1 OF VON 1 | REV A6