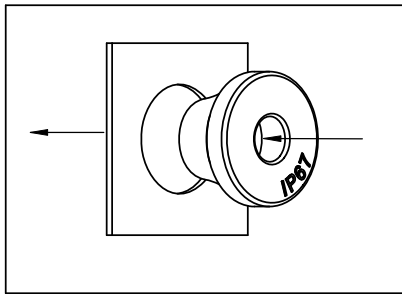
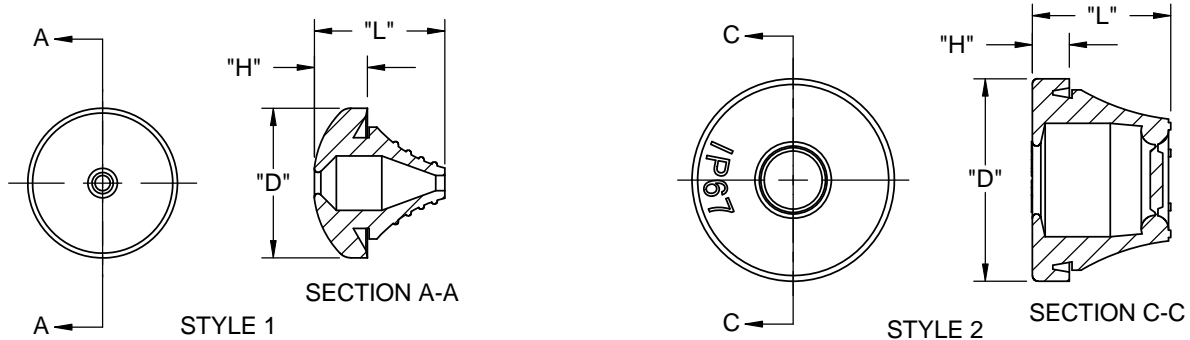
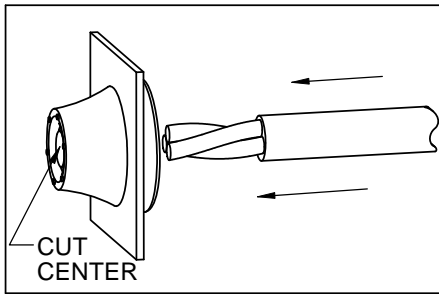


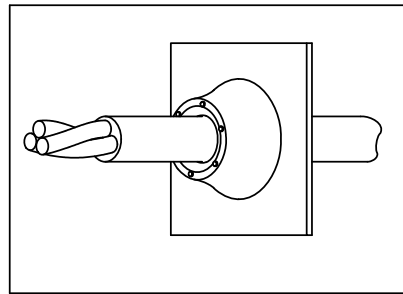
PART NUMBER	STYLE	COLOR	PANEL HOLE SIZE	PANEL THICKNESS	CABLE SIZE	DIMENSION "D" REF.	DIMENSION "L" REF.	DIMENSION "H" REF.
LTG-199017	1	BLACK	12.5±0.25 [.49±.01]	0.5-2 [.02-.08]	3-5 [.12-.20]	20 [.79]	17.5 [.69]	7.1 [.28]
LTG-1	2	GREY	12.7±0.2 [.500±.008]				12.8 [.50]	6.8 [.27]
LTG-39897			16±0.25 [.63±.01]	5-7 [.20-.28]	21 [.83]	18.5 [.73]	6.2 [.24]	
LTG-34715			19±0.25 [.75±.01]	7-10 [.28-.39]	24 [.94]	19 [.75]	6 [.24]	
LTG-34716			23±0.25 [.91±.01]	10-14 [.39-.55]	28 [1.10]	22.2 [.87]	6.1 [.24]	
LTG-43021			29±0.25 [1.14±.01]	14-20 [.55-.79]	33.8 [1.33]	24.4 [.96]	6.1 [.24]	
LTG-2			38±0.25 [1.50±.01]	20-24 [.79-.94]	46 [1.81]	29 [1.14]	6.5 [.26]	
LTG-3			48±0.25 [1.89±.01]	25-32 [.98-1.26]	57.5 [2.26]	32 [1.26]	8 [.31]	



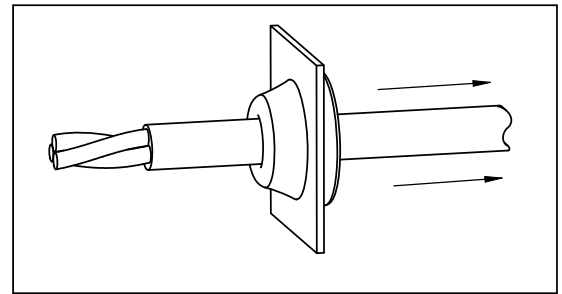
PRESS GROMMET INTO PANEL



CUT CENTER AS SHOWN AND INSERT CABLE THROUGH GROMMET



PULL BACK CABLE TO FORM SEAL



NOTES:

1. MATERIAL: EPDM RUBBER, 50 SHORE A (RMS-153).
2. PARTS CONFORM TO IP67 STANDARD.
3. ALTERNATE UNITS FOR REFERENCE ONLY.

			TITLE: LIQUID TIGHT GROMMETS				DWG IN mm [IN]		FINAL		
CREATED USING SOLIDWORKS			FILE #: LTG		DWN: R.D.G.		APP: RDG		PART #		
TOLERANCES UNLESS NOTED			SHEET: 1 OF 1		DT: 06/30/03		CHKD: SJ		PRINT TYPE		
.XX=±.010			RE: RICHCO, INC.		RICHCO, INC.		SEE TABLE		CA		
.XXX=±.005					ENG@RICHCO-INC.COM						
FRAC.=±1/64					(773) 539-4060						
ANG.=±1°											
J	SEE CO 200271 FOR CHANGES	SK	10/29/08								
I	SEE ECN #1334 FOR CHANGES	SK	06/14/07								
-	SEE ENGINEERING FOR REVISIONS A-H	--	----								
REV.	DESCRIPTION	ENGR.	DATE								

# Mouser Electronics

Authorized Distributor

Click to View Pricing, Inventory, Delivery & Lifecycle Information:

[Essentra:](#)

[LTG-1](#) [LTG-2](#) [LTG-3](#) [LTG-43021](#)