

SSW-125-01-G-S

SSQ-116-03-L-T

(2.54 mm) .100"

# THROUGH-HOLE .025" SQ POST SOCKET

## SPECIFICATIONS

For complete specifications see [www.samtec.com?SSW](http://www.samtec.com?SSW) or [www.samtec.com?SSQ](http://www.samtec.com?SSQ)

**Insulator Material:**  
Black Liquid Crystal Polymer (-S & -D) or Black High Temperature Thermoplastic (-T)

**Contact Material:**  
Phosphor Bronze

**Plating:**

Au or Sn over 50 μm (1.27 μm) Ni

**Current Rating (SSW/TSM):**  
4.7 A per pin (2 pins powered)

**Current Rating (SSQ/TSW):**  
6.3 A per pin (2 pins powered)

**Operating Temp Range:**  
-55 °C to +125 °C with Gold  
-55 °C to +105 °C with Tin

**Insertion Depth:**  
(3.68 mm) .145" to (6.35 mm) .250"

**Normal Force:**  
Standard= 125 grams (4.4 N)

**Max Cycles:**  
100 with 10 μm (0.25 μm) Au

**Voltage Rating:**  
465 VAC / 655 VDC

**RoHS Compliant:**  
Yes

## Mates With:

TSW, MTSW, MTLW, EW, ZW, TSS, ZSS, TSM, TSSH, HTSS

## HIGH-SPEED CHANNEL PERFORMANCE

Rating based on Samtec reference channel. For full SI performance data visit [Samtec.com](http://Samtec.com) or contact [SIG@samtec.com](mailto:SIG@samtec.com)



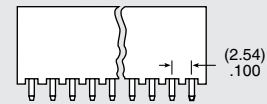
## TYPE STRIP

SSW = Solder Tail

SSQ = Square Tail

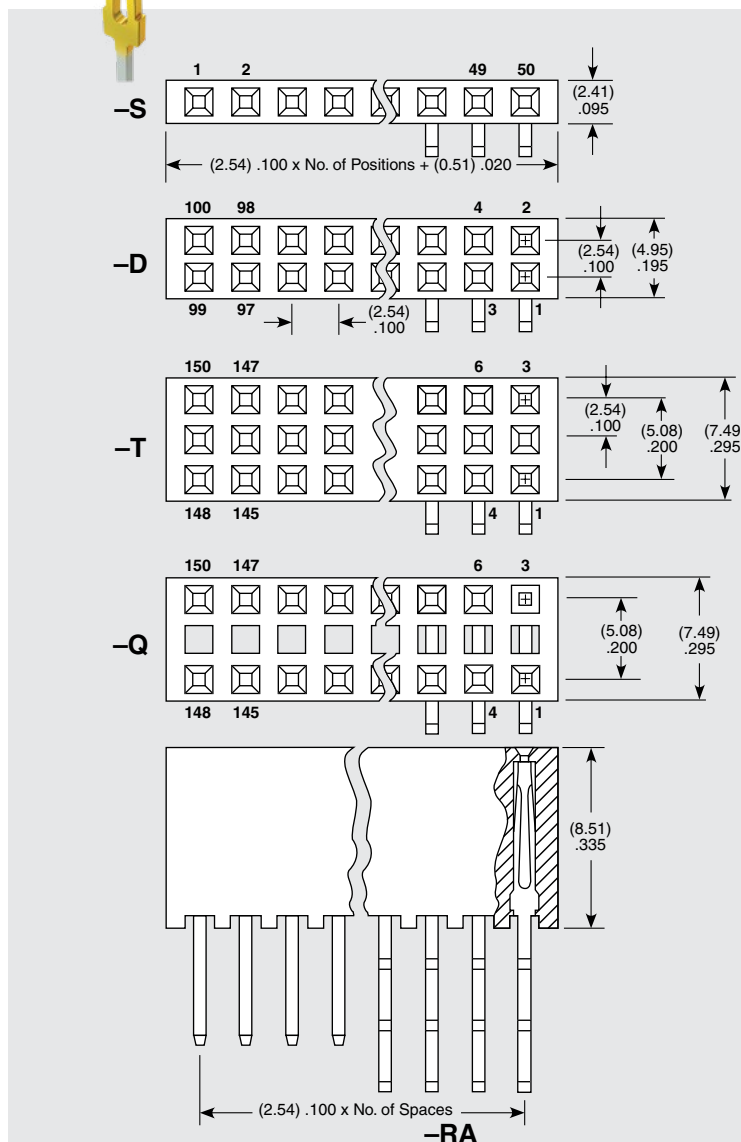
## PIN CENTERS

-1 = (2.54 mm) .100" Centers



## NO. PINS PER ROW

01 thru 50



## PROCESSING

**Lead-Free Solderable:**

Yes:  
-S and -D row option  
Wave only:  
-P, -T and -Q row option

## RECOGNITIONS

For complete scope of recognitions see [www.samtec.com/quality](http://www.samtec.com/quality)




**Note:**  
Some lengths, styles and options are non-standard, non-returnable.

Due to technical progress, all designs, specifications and components are subject to change without notice.

[WWW.SAMTEC.COM](http://WWW.SAMTEC.COM)

All parts within this catalog are built to Samtec's specifications. Customer specific requirements must be approved by Samtec and identified in a Samtec customer-specific drawing to apply.



**SSW, SSQ SERIES**

**LEAD STYLE**

**PLATING OPTION**

**ROW OPTION**

**TAIL OPTION**

**OTHER OPTION**

- F**  
= Gold flash on contact, Matte Tin on tail
- L**  
= 10 μ" (0.25 μm) Gold on contact, Matte Tin on tail
- G**  
= 20 μ" (0.51 μm) Gold on contact, Gold flash on tail
- T**  
= Matte Tin  
(-T N/A on LIF contacts)

- S**  
= Single Row
- P**  
= Single Row (36 pins max)
- D**  
= Double Row
- T**  
= Triple Row
- Q**  
= Double Row  
.200" (5.08 mm) row space  
(Outer rows filled only)

- RA**  
= Right-angle  
(Leave blank for straight pin version)

- LL**  
= Locking Lead
- 
- Two leads per strip crimped in opposite directions on or near centerline. Available on tails from (2.29 mm) .090" to (7.87 mm) .310" only. N/A with single row 1 or 2 positions.

- "XXX"**  
= Polarized  
(Specify "XXX" as position number)

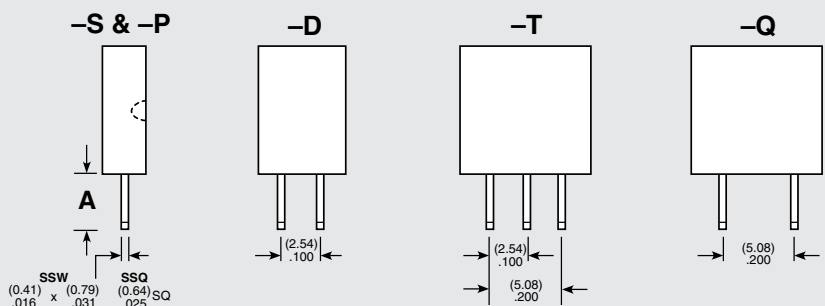
**ALSO AVAILABLE (MOQ Required)**

- Other platings
- Notch option

**Straight Pin Versions** (Specify "LEAD STYLE" from chart)

LEAD STYLE		SINGLE DOUBLE OR TRIPLE A
Standard Insertion Force	Low Insertion Force*	
-01	-21	(2.64) .104
-02	-22	(4.93) .194
-03	-23	(10.00) .394
-04	-24	(14.83) .584
-06**	Not Available	(3.15) .124

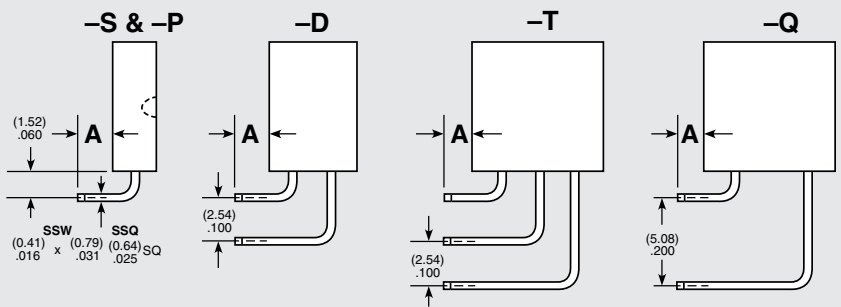
\* LIF not available with Tin Plating  
\*\*Style -06 Not available with SSQ



**Right-Angle Versions** (Specify "LEAD STYLE" from chart)

LEAD STYLE		SINGLE	DOUBLE	TRIPLE
Standard Insertion Force	Low Insertion Force*	(-S)	(-D)	(-T & -Q)
		A	A	A
-02	-22	(2.54) .100	(2.54) .100	(2.54) .100
-03	-23	(7.62) .300	(7.62) .300	Not Available
-04	-24	(12.45) .490	Not Available	Not Available

\*LIF not available with Tin Plating



Due to technical progress, all designs, specifications and components are subject to change without notice.

[WWW.SAMTEC.COM](http://WWW.SAMTEC.COM)

All parts within this catalog are built to Samtec's specifications. Customer specific requirements must be approved by Samtec and identified in a Samtec customer-specific drawing to apply.

# Mouser Electronics

Authorized Distributor

Click to View Pricing, Inventory, Delivery & Lifecycle Information:

## Samtec:

[SSW-102-01-G-S](#) [SSW-104-01-T-D](#) [SSW-110-01-G-D](#) [SSW-103-01-F-S](#) [SSW-103-01-G-D](#) [SSW-108-01-T-D](#)  
[SSW-110-01-F-D](#) [SSW-125-01-S-D](#) [SSW-105-01-F-D](#) [SSW-107-01-G-D](#) [SSW-108-01-S-D](#) [SSW-117-01-G-D](#) [SSW-](#)  
[106-01-T-D](#) [SSW-117-02-S-D-RA](#) [SSW-106-02-G-S-RA](#) [SSW-105-01-S-D](#) [SSW-113-01-T-S](#) [SSW-102-01-G-D](#)  
[SSW-104-01-G-S](#) [SSW-103-01-T-S](#) [SSW-104-02-G-D-RA](#) [SSW-108-01-S-S](#) [SSW-109-02-T-D-RA](#) [SSW-112-01-S-S](#)  
[SSW-111-01-S-D](#) [SSW-108-01-G-S](#) [SSW-136-06-G-D](#) [SSW-104-01-S-D](#) [SSW-130-06-S-D](#) [SSW-106-01-T-S](#)  
[SSW-113-01-G-D](#) [SSW-105-02-G-T-RA](#) [SSW-102-01-T-D](#) [SSW-114-01-G-S](#) [SSW-110-02-G-S-RA](#) [SSW-106-02-T-S-](#)  
[RA](#) [SSW-104-02-T-S](#) [SSW-110-02-G-D](#) [SSW-105-01-L-D](#) [SSW-113-01-F-D](#) [SSW-108-01-T-S](#) [SSW-106-01-F-D](#)  
[SSW-126-02-F-S-RA](#) [SSW-110-02-F-S-RA](#) [SSW-120-01-G-D](#) [SSW-106-01-G-D](#) [SSW-116-01-G-D](#) [SSW-109-01-T-D](#)  
[SSW-110-02-S-S-RA](#) [SSW-103-01-F-D](#) [SSW-108-01-F-D](#) [SSW-112-01-G-D](#) [SSW-120-01-S-D](#) [SSW-106-01-G-S](#)  
[SSW-121-01-G-D](#) [SSW-120-01-T-D](#) [SSW-110-01-S-D](#) [SSW-110-01-T-S](#) [SSW-117-01-S-D](#) [SSW-113-01-S-D](#) [SSW-](#)  
[107-01-T-D](#) [SSW-102-01-S-S](#) [SSW-112-01-F-D](#) [SSW-102-02-G-D-RA](#) [SSW-103-01-S-S](#) [SSW-105-01-T-S](#) [SSW-](#)  
[107-01-S-D](#) [SSW-108-02-G-D](#) [SSW-132-01-S-D](#) [SSW-109-01-F-D](#) [SSW-108-01-G-D](#) [SSW-125-01-F-D](#) [SSW-108-](#)  
[02-T-D](#) [SSW-107-01-F-D](#) [SSW-110-01-F-S](#) [SSW-107-02-S-D](#) [SSW-105-01-S-S](#) [SSW-116-01-T-S](#) [SSW-124-01-S-D](#)  
[SSW-110-01-T-D](#) [SSW-105-01-T-D](#) [SSW-112-01-S-D](#) [SSW-104-01-F-D](#) [SSW-105-01-G-D](#) [SSW-106-01-S-D](#) [SSW-](#)  
[112-01-T-D](#) [SSW-125-01-G-D](#) [SSW-108-01-L-D](#) [SSW-125-02-S-D](#) [SSW-117-02-G-D-RA](#) [SSW-103-02-G-S-RA](#)  
[SSW-102-03-G-S](#) [SSW-103-01-T-D](#) [SSW-108-02-G-S-RA](#) [SSW-110-02-T-S](#) [SSW-118-01-S-S](#) [SSW-116-22-G-S](#)  
[SSW-120-02-F-D-RA](#) [SSW-120-02-T-D-RA](#) [SSW-124-01-T-S](#)