

Han® 3 A RJ45 panel feed-throughs

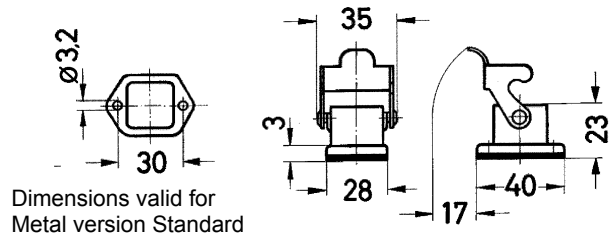
Identification Part number Drawing Dimensions in mm

Han® housing

③

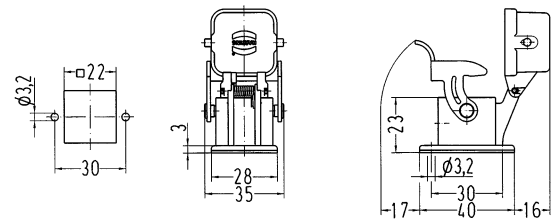
Housing bulkhead mounting

- metal, grey 09 20 003 0301
- metal, black 09 37 003 0301
- plastic, grey 09 20 003 0320
- plastic, black 09 20 003 0327
- metal, EMC 09 62 003 0301
- stainless steel 19 44 003 0301



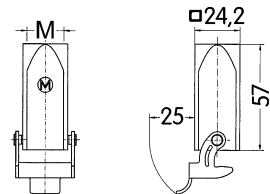
Housing bulkhead mounting with self-locking cap

- metal, grey 09 20 003 0306
- metal, black 09 37 003 0306
- metal, EMC 09 62 003 0306



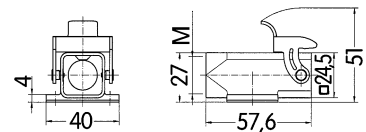
Housing cable-to-cable¹⁾²⁾

- metal, grey 19 20 003 1750
- metal, black 19 37 003 1750
- plastic, grey 19 20 003 0720
- plastic, black 19 20 003 0727
- metal, EMC 19 62 003 1750



Housing surface mounting, flange closed¹⁾²⁾

- metal, grey 19 20 003 1252
- metal, black 19 37 003 1250
- plastic, grey 19 20 003 0220
- plastic, black 19 20 003 0227
- metal, EMC 19 62 003 1250
- stainless steel 19 44 003 1250



1) The small wall at the adapter 09 45 515 0024 must be removed
 2) M20 cable glands are listed at Han® 3 A connectors

Accessories

- coding pin set for 4 different codings 09 45 820 0000

1) Modification of the adapter 09 45 515 0024 needed
 2) M20 cable glands see page 03.71