

Electrical data

Impedance, differential mode	100 Ω differential signalling, for one pair or quad cable shielded
Frequency	DC to 2.0 GHz
Return loss	≥ 20 dB to 1 GHz ≥ 17 dB to 2 GHz
Insertion loss	≤ 0.1 dB @ 1.0 GHz
Skew (between signal contacts)	≤ 5 psec.
Nearend-Crosstalk	≤ 30 dB
Farend-Crosstalk	≤ 35 dB
Insulation resistance	≥ 1x10 ³ MΩ
Signal contact resistance	≤ 10 mΩ
Outer contact resistance	≤ 7.5 mΩ
Test voltage	250 V rms
Working voltage	100 V rms
Power current	≤ 1.5 A DC
RF-leakage (shielding effectiveness)	≥ 75 dB up to 1 GHz (IEC 62153-4-7) ≥ 65 dB up to 2 GHz (IEC 62153-4-7)

Mechanical data

Mating cycles	≥ 25
Engagement force	≤ 30 N
Disengagement force	≥ 5 N
Retention force latch	≥ 110 N
Coding efficiency	≥ 80 N

Environmental data

Temperature range	-40°C to +105°C
Thermal shock	DIN IEC 60068-2-14 Test NA
Temperature and humidity	USCar 2 – 4 5.6.2
Vibration (Random)	DIN IEC 60068-2-64
Mechanical shock	DIN IEC 60068-2-27
High-Temp. Exposure	DIN IEC 60068-2-2
Soldering profile	acc. to IEC 60068-2-58; Group 3&4
RoHS	compliant c

Tooling

N/A

Suitable cables

N/A

Packing

Standard	175 pcs on tape & reel 1050 pcs in box (6 x 175 pcs/reel) d e
Weight	8,6 g/pce

Dieses Dokument ist urheberrechtlich geschützt • This document is protected by copyright • Rosenberger Hochfrequenztechnik GmbH & Co. KG

RF_35/05:10/6.0

Technical Data Sheet

Rosenberger








Rosenberger
HSD®

RIGHT ANGLE PLUG
FOR PCB

D4S20G-400A5-Y

Coding

Part Number has to be accomplished by codification

Coding	Plug	Colour	RAL	Part-Number
A		black	sim. 9005	D4S20G-400A5-A
B		white	sim. 9001	D4S20G-400A5-B
C		blue	sim. 5005	D4S20G-400A5-C
D		bordeaux	sim. 4004	D4S20G-400A5-D
E		green	sim. 6002	D4S20G-400A5-E
F		brown	sim. 8011	D4S20G-400A5-F
Z		waterblue	sim. 5021	D4S20G-400A5-Z

Coding for special use

Part Number has to be accomplished by codification

Control box manufacturer is responsible for pinning

Coding	Plug	Colour	RAL	Part-Number
G		grey	sim. 7031	D4S20G-400A5-G
H		violet	sim. 4003	D4S20G-400A5-H
O		light green	sim. 6027	D4S20G-400A5-O

Change History

Rev.	Date	Change
c00	17.07.13	Plating at outer contact 2 (PCB) changed from "Tin, 6-8 µm" to "Tin, 2-5 µm over Nickel 1-5 µm" Environmental data specification changed from "2002/95/EC (RoHS)" to "RoHS"
d00	10.01.14	Bundle size changed from "800 pcs in box (8 X 100 pcs in blister tray)" to "1200 pcs in box (6 x 200 pcs/reel)"
e00	10.02.14	Bundle size changed from "1200 pcs in box (6 X 200 pcs in blister tray)" to "1050 pcs in box (6 x 175 pcs/reel)"

While the information has been carefully compiled to the best of our knowledge, nothing is intended as representation or warranty on our part and no statement herein shall be construed as recommendation to infringe existing patents. In the effort to improve our products, we reserve the right to make changes judged to be necessary.

Draft	Date	Approved	Date	Rev.	Engineering change number	Name	Date
R. Bippus	11.06.07	R.Bippus	10.02.14	e00	14-0136	J.Bauer	10.02.14

Rosenberger Hochfrequenztechnik GmbH & Co. KG
P.O.Box 1260 D-84526 Tittmoning Germany
www.rosenberger.de

Tel. : +49 8684 18-0
Fax : +49 8684 18-499
Email : info@rosenberger.de

Page

3 / 3

Mouser Electronics

Authorized Distributor

Click to View Pricing, Inventory, Delivery & Lifecycle Information:

[Rosenberger:](#)

[D4S20G-400A5-Z](#) [D4S20G-400A5-E](#) [D4S20G-400A5-O](#) [D4S20G-400A5-A](#) [D4S20G-400A5-F](#) [D4S20G-400A5-D](#)
[D4S20G-400A5-B](#) [D4S20G-400A5-G](#) [D4S20G-400A5-C](#)