



# CBM100S SERIES

## 100 WATT AC-DC POWER SUPPLY WITH PFC



### Features

- \* Universal Input Range 90~264Vac
- \* Full Load with Baseplate Cooled and No Fan Required
- \* Wide Operating Temperature Range
- \* 17mm Ultra Low Profile Package
- \* Safety Meets EN60950-1
- \* Built-in EN55032 Class B Filter
- \* Active PFC Meets EN61000-3-2
- \* High Efficiency up to 91% Typical
- \* No Load Input Power Consumption <0.5W
- \* Over Temperature Protection
- \* Over Voltage Protection
- \* Over Current Protection



MODEL	VOLTAGE OUTPUT	OUTPUT CURRENT	RIPPLE & NOISE NOTE1	VOLTAGE ACCURACY NOTE2	LINE REG. NOTE3	LOAD REG. NOTE4	%EFF. (Typ.) NOTE5
CBM100S120	+12 V	8.4 A	1.0%	±1.0%	±0.5%	±1%	90%
CBM100S240	+24 V	4.2 A	1.0%	±1.0%	±0.5%	±1%	91%
CBM100S280	+28 V	3.6 A	1.0%	±1.0%	±0.5%	±1%	91%
CBM100S360	+36 V	2.8 A	1.0%	±1.0%	±0.5%	±1%	91%
CBM100S480	+48 V	2.1 A	1.0%	±1.0%	±0.5%	±1%	90.5%

# Specifications

## INPUT SPECIFICATIONS:

Voltage ..... 90~264Vac  
 120~370Vdc  
 Frequency ..... 47 to 63Hz  
 Inrush Current ..... 100A max. @240Vac  
 Leakage Current @ 264Vac ..... 3.5mA max.

## OUTPUT SPECIFICATIONS:

Isolation ..... Input to output = 4242VDC  
 Total Rated Output Power ..... 100W  
 Hold-up Time ..... 12ms typ.  
 Over Voltage Protection ..... Recycle AC input to restart  
 Short Circuit Protection ..... Hiccup mode(Auto Recovery)  
 Over Current Protection ..... Auto Recovery  
 Over Temperature Protection ..... Auto Recovery  
 Temperature Coefficient ..... ±0.05%/°C

## GENERAL SPECIFICATIONS:

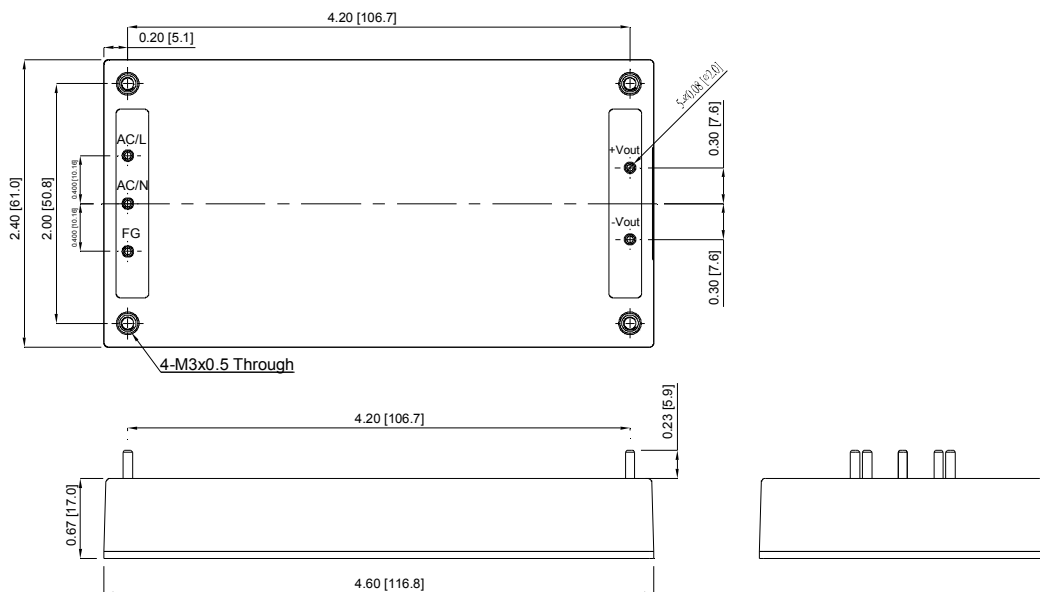
Operating Ambient Temperature ..... -20~+85°C (see derating curve)  
 Operating Case Temperature ..... +85°C max.  
 Storage Temperature ..... -40~100°C  
 Humidity ..... 93% RH max. Non condensing  
 Switching Frequency ..... 130KHz Typical  
 MTBF ..... MIL-HDBK-217F, GB, 25°C/115VAC ..... 100Khrs min.  
 No Load Input Power Consumption..... <0.5W  
 Altitude ..... 2000m  
 Dimensions.....4.60x2.40x0.67 inches (116.8x61.0x17.0mm)  
 Weight ..... 236g(0.52Pounds)

## SAFETY AND EMC:

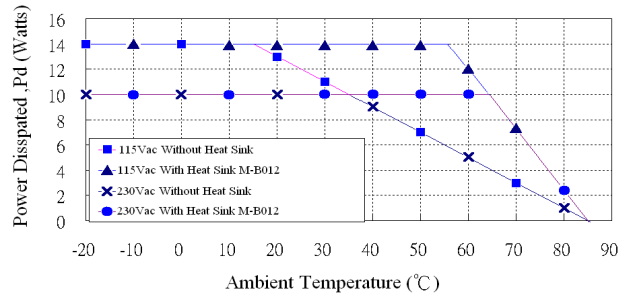
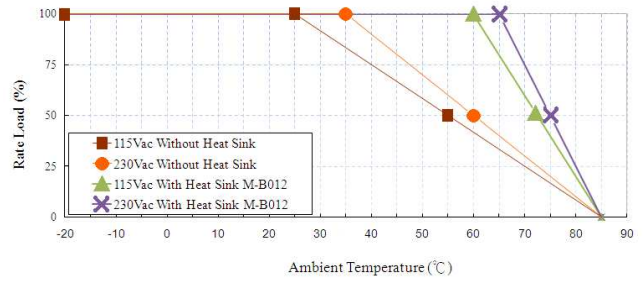
Emission and Immunity ..... EN55032 Class B, FCC Part 15 Class B  
 EN61000-6-3, EN61000-3-2, EN61000-3-3  
 EN55024, EN61000-6-1, EN61204-3  
 Safety ..... IEC60950-1, EN60950-1, UL60950-1

## Mechanical Specification

All Dimensions In Inches[mm]  
 Tolerance Inches:x.xx = ± 0.02 , x.xxx± 0.010  
 Millimeters:x.x = ± 0.5, x.xx±0.25



# CBM100S Series Derating Curve



## NOTE:

1. CBM100S Series: Add a 0.1uF ceramic capacitor and a 10uF E.L. capacitor to output for ripple&noise measuring @20MHz BW.
2. Voltage accuracy is set at 60% rated load.
3. Line regulation is measured from High Line to Low Line with rated load.
4. Load regulation is measured at 60%±40% rated.
5. Typical efficiency with 230Vac and full load at 25°C
6. Power dissipation (Pd):  $P_d = P_i - P_o = P_o(1-\eta)$

# Mouser Electronics

Authorized Distributor

Click to View Pricing, Inventory, Delivery & Lifecycle Information:

[Cincon:](#)

[CBM100120](#) [CBM100480](#) [CBM100280](#) [CBM100360](#) [CBM100240](#) [CBM100S480](#) [CBM100S280](#) [CBM100S120](#)  
[CBM100S360](#) [CBM100S240](#)