


**W-Series**  
**WSI 6/LD 60-150V DC/AC**

**Weidmüller Interface GmbH & Co. KG**  
 Klingenbergstraße 16  
 D-32758 Detmold  
 Germany  
 Fon: +49 5231 14-0  
 Fax: +49 5231 14-292083  
 www.weidmueller.com

**Product image**



**Klippon® Connect with clamping yoke Technology**

The high reliability and variety of designs of the terminal blocks with clamping yoke connections make planning easier and optimises operational safety. Klippon® Connect provides a proven response to a range of different requirements.

**General ordering data**

Type	WSI 6/LD 60-150V DC/AC
Order No.	<a href="#">1012300000</a>
Version	W-Series, Fuse terminal, Rated cross-section: 6 mm <sup>2</sup> , Screw connection
GTIN (EAN)	4008190012908
Qty.	50 pc(s).

**W-Series**  
**WSI 6/LD 60-150V DC/AC**

**Weidmüller Interface GmbH & Co. KG**  
 Klingenbergstraße 16  
 D-32758 Detmold  
 Germany  
 Fon: +49 5231 14-0  
 Fax: +49 5231 14-292083  
 www.weidmueller.com

**Technical data**
**Dimensions and weights**

Width	7.9 mm	Width (inches)	0.311 inch
Height	60 mm	Height (inches)	2.362 inch
Depth	71.5 mm	Depth (inches)	2.815 inch
Depth including DIN rail	72 mm	Weight	21.5 g
Net weight	19.37 g		

**Temperatures**

Continuous operating temp., min.	-50 °C	Continuous operating temp., max.	120 °C
----------------------------------	--------	----------------------------------	--------

**Material data**

Material	Wemid	Colour code	dark beige
UL 94 flammability rating	V-0		

**System specifications**

Version	Screw connection, Fuse isolator, with LED, for screwable cross-connection, One end without connector	Tightening torque (clamping screw for copper conductors)	0.8...1.6 Nm
End cover plate required	Yes	Number of potentials	1
Number of levels	1	No. of clamping points per level	2
Number of potentials per tier	1	Levels cross-connected internally	No
PE connection	No	Rail	TS 35
N-function	No	PE function	No
PEN function	No		

**2 clampable conductors (H05V/H07V) with equal cross-section (rated connection)**

Wire connection cross section, finely stranded, two clampable wires, min.	0.5 mm <sup>2</sup>	Wire cross-section, finely stranded, two clampable wires, max.	2.5 mm <sup>2</sup>
Wire connection cross section, finely stranded with wire-end ferrules DIN 46228/1, 2 clampable wires, min.	0.5 mm <sup>2</sup>	Wire connection cross section, finely stranded with wire-end ferrules DIN 46228/1, 2 clampable wires, max.	2.5 mm <sup>2</sup>

**Additional technical data**

Explosion-tested version	No	Number of similar terminals	1
Open sides	right	Type of mounting	Snap-on

**CSA rating data**

Certificate No. (CSA)	200039-1057876	Wire cross section max. (CSA)	8 AWG
Wire cross section min. (CSA)	20 AWG		

**Conductors for clamping (additional connection)**

Conductor cross-section, flexible plus plastic collar DIN 46228/1, further connection, max.	6 mm <sup>2</sup>
---	-------------------

**W-Series**  
**WSI 6/LD 60-150V DC/AC**

**Weidmüller Interface GmbH & Co. KG**  
 Klingenbergstraße 16  
 D-32758 Detmold  
 Germany  
 Fon: +49 5231 14-0  
 Fax: +49 5231 14-292083  
 www.weidmueller.com

**Technical data**
**Conductors for clamping (rated connection)**

Blade size	0.8 x 4.0 mm	Clamping range, max.	10 mm <sup>2</sup>
Clamping range, min.	0.5 mm <sup>2</sup>	Clamping screw	M 3.5
Connection cross-section, stranded, max.	10 mm <sup>2</sup>	Connection cross-section, stranded, min.	1.5 mm <sup>2</sup>
Connection direction	on side	Gauge to IEC 60947-1	A5
Number of connections	2	Stripping length	12 mm
Tightening torque, max.	1.6 Nm	Tightening torque, min.	0.8 Nm
Torque level with DMS electric screwdriver	3	Type of connection	Screw connection
Wire connection cross section AWG, max.	AWG 8	Wire connection cross section AWG, min.	AWG 20
Wire connection cross section, finely stranded, max.	10 mm <sup>2</sup>	Wire connection cross-section, finely stranded with wire-end ferrules DIN 46228/1, max.	6 mm <sup>2</sup>
Wire connection cross-section, finely stranded with wire-end ferrules DIN 46228/1, min.	0.5 mm <sup>2</sup>	Wire connection cross-section, finely stranded with wire-end ferrules DIN 46228/4, max.	6 mm <sup>2</sup>
Wire connection cross-section, finely stranded with wire-end ferrules DIN 46228/4, min.	0.5 mm <sup>2</sup>	Wire connection cross-section, finely stranded, min.	0.5 mm <sup>2</sup>
Wire connection cross-section, solid core, max.	10 mm <sup>2</sup>	Wire connection cross-section, solid core, min.	0.5 mm <sup>2</sup>

**Dimensions**

TS 35 offset	32 mm
--------------	-------

**Display element**

Operating voltage for display, max.	150 V	Operating voltage for display, min.	60 V
Type of voltage for indicator	AC/DC		

**Fuse terminals**

Cartridge fuse	G-Si. 5 x 20	Display	Red LED
Fuse holder (cartridge holder)	Pivoting	Operating voltage, max.	150 V
Permitted power loss for fuse with semiconductor protection		Power loss, 1-pole ; 2-pole ; 3-pole	
Type of voltage for indicator	AC/DC		

**Rating data**

Rated cross-section	6 mm <sup>2</sup>	Rated voltage	150 V
Rated voltage to adjoining terminal	500 V	Rated current	6.3 A
Current at maximum wires	6.3 A	Standards	IEC 60947-7-3
Volume resistance according to IEC 60947-7-x	0.78 mΩ	Rated impulse withstand voltage	6 kV
Pollution severity	3		

**UL rating data**

Certificate No. (UR)	E60693	Conductor size Factory wiring max. (UR)	8 AWG
Conductor size Factory wiring min. (UR)	22 AWG	Conductor size Field wiring max. (UR)	8 AWG
Conductor size Field wiring min. (UR)	22 AWG		

**Data sheet**

**W-Series  
WSI 6/LD 60-150V DC/AC**

**Weidmüller Interface GmbH & Co. KG**  
 Klingenbergstraße 16  
 D-32758 Detmold  
 Germany  
 Fon: +49 5231 14-0  
 Fax: +49 5231 14-292083  
 www.weidmueller.com

**Technical data**

**Classifications**

ETIM 3.0	EC000899	ETIM 4.0	EC000899
ETIM 5.0	EC000899	ETIM 6.0	EC000899
UNSPSC	30-21-18-11	eClass 5.1	27-14-11-16
eClass 6.2	27-14-11-16	eClass 7.1	27-14-11-16
eClass 8.1	27-14-11-16	eClass 9.0	27-14-11-16
eClass 9.1	27-14-11-16		

**Product information**

Descriptive text ordering data	Max. power loss (1.6 W) at the cartridge fuse limits the rated current.
Instructions for accessories	Markers only fit on one side. Cross-connections, see section "W series accessories".

**Approvals**

Approvals



ROHS Conform

**Downloads**

Approval/Certificate/Document of Conformity	<a href="#">CB Testreport</a> <a href="#">CB Certificate</a> <a href="#">DE_PT1003_20160418_963_ISSUE01.pdf</a>
Brochure/Catalogue	<a href="#">CAT 1 TERM 16/17 EN</a>
Engineering Data	<a href="#">EPLAN, WSCAD, Zuken E3.S</a>
Engineering Data	<a href="#">STEP</a>

**Safety note**

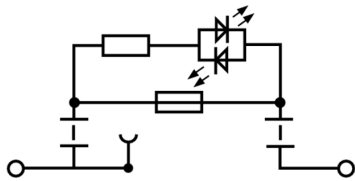
Safety notice	<a href="#">Safety Information</a>
---------------	------------------------------------

**Data sheet**

**W-Series**  
**WSI 6/LD 60-150V DC/AC**

**Weidmüller Interface GmbH & Co. KG**  
Klingenbergstraße 16  
D-32758 Detmold  
Germany  
Fon: +49 5231 14-0  
Fax: +49 5231 14-292083  
[www.weidmueller.com](http://www.weidmueller.com)

**Drawings**



## Data sheet

### W-Series WSI 6/LD 60-150V DC/AC

**Weidmüller Interface GmbH & Co. KG**  
 Klingenbergstraße 16  
 D-32758 Detmold  
 Germany  
 Fon: +49 5231 14-0  
 Fax: +49 5231 14-292083  
 www.weidmueller.com

## Accessories

### Slotted screwdriver

Slotted screwdriver with rounded blade SD DIN 5265, ISO 2380/2, output to DIN 5264, ISO 2380/1. ChromTop tip, SoftFinish grip



### General ordering data

Type	Order No.	Version	GTIN (EAN)	Qty.
SDS 0.8X4.0X100	<a href="#">9008340000</a>	Screwdriver, Blade width (B): 4 mm, Blade length: 100 mm, Blade thickness (A): 0.8 mm	4032248056293	1 pc(s).

### Blank



The Dekafix (DEK) marker is the universal marker for all conductor and plug-in connectors as well as for electronic sub-assemblies. The system is ideal for short number sequences and covers a wide range of ready-printed markers.

Strips for fast installation in only one work step. The printing is easy to read, rich in contrast and available in various widths.

- Large range of ready-to-use markers
- Strips for fast installation
- Terminal markers, suitable for all Weidmüller cable connectors
- Available as blank MultiCard or with standard printing

**For custom printing:** Please send us a file of our labeling software M-Print PRO or M-Print PRO Online (without installation) for your labeling specifications.

### General ordering data

Type	Order No.	Version	GTIN (EAN)	Qty.
DEK 5/8 MC NE WS	<a href="#">1856740000</a>	Dekafix, Terminal marker, 5 x 8 mm, Pitch in mm (P): 8.00 Weidmueller, white	4032248400850	800 pc(s).

**W-Series  
WSI 6/LD 60-150V DC/AC**

**Weidmüller Interface GmbH & Co. KG**  
 Klingenbergstraße 16  
 D-32758 Detmold  
 Germany  
 Fon: +49 5231 14-0  
 Fax: +49 5231 14-292083  
 www.weidmueller.com

**Accessories**

**Fuses**



**Klippon® Connect with clamping yoke Technology**

The high reliability and variety of designs of the terminal blocks with clamping yoke connections make planning easier and optimises operational safety. Klippon® Connect provides a proven response to a range of different requirements.

**General ordering data**

Type	Order No.	Version	GTIN (EAN)	Qty.
G 20/2.00A/F	<a href="#">F0430900000</a>	Active components, Fuse	4008190123567	10 pc(s).
G 20/0.25A/F	<a href="#">F0430500000</a>	Active components, Fuse	4008190153991	10 pc(s).
G 20/1.00A/F	<a href="#">F0430700000</a>	Active components, Fuse	4008190093877	10 pc(s).
G 20/0.50A/F	<a href="#">F0430600000</a>	Active components, Fuse	4008190046835	10 pc(s).

**Blank**



WS markers are the perfect match for the W-series connectors. Thanks to their system compatibility, the WS tags can also be used with the I-series and the Z-series. The large marking surfaces do not only permit long character strings but also multi-line text. WS markers are ideal for labels with long, customised character strings. Thanks to the proven MultiCard format, printing with laser printer, PrintJet ADVANCED, plotter or MC-Mobilo is possible.

- Can be fitted in strips or individually
- Markers in proven MultiCard format

**For custom printing:** Please send us a file of our labeling software M-Print PRO or M-Print PRO Online (without installation) for your labeling specifications.

**General ordering data**

Type	Order No.	Version	GTIN (EAN)	Qty.
WS 12/6.5	<a href="#">1609920000</a>	WS, Terminal marker, 12	4008190203511	540 pc(s).
MC NE WS		x 6.5 mm, Pitch in mm (P): 6.50 Weidmueller, Allen-Bradley, white		

**W-Series  
WSI 6/LD 60-150V DC/AC**

**Weidmüller Interface GmbH & Co. KG**  
Klingenbergstraße 16  
D-32758 Detmold  
Germany  
Fon: +49 5231 14-0  
Fax: +49 5231 14-292083  
www.weidmueller.com

**Accessories**

**End brackets**



**Klippon® Connect with clamping yoke Technology**

The high reliability and variety of designs of the terminal blocks with clamping yoke connections make planning easier and optimises operational safety. Klippon® Connect provides a proven response to a range of different requirements.

**General ordering data**

Type	Order No.	Version	GTIN (EAN)	Qty.
WEW 35/2	<a href="#">1061200000</a>	W-Series, End bracket	4008190030230	100 pc(s).

**Shielding bus**



**Klippon® Connect with clamping yoke Technology**

The high reliability and variety of designs of the terminal blocks with clamping yoke connections make planning easier and optimises operational safety. Klippon® Connect provides a proven response to a range of different requirements.

**General ordering data**

Type	Order No.	Version	GTIN (EAN)	Qty.
LS 2.8	<a href="#">1056400000</a>	W-Series, Shield bus	4008190036454	100 pc(s).
WDU2.5-10				

**Marking Holder**



**Spring connection with tension clamp Technology**

Tension clamp technology is a universal contact system for all common conductor connection types. Its fantastic level of flexibility makes the tension clamp a profitable alternative connection.

**General ordering data**

Type	Order No.	Version	GTIN (EAN)	Qty.
BZT 1 WS	<a href="#">1805490000</a>	Accessories, Marker holder	4032248270231	100 pc(s).
10/5				
BZT 1 ZA WS	<a href="#">1805520000</a>	Accessories, Marker holder	4032248270248	100 pc(s).
10/5				



**W-Series**  
**WSI 6/LD 60-150V DC/AC**

**Weidmüller Interface GmbH & Co. KG**  
 Klingenbergstraße 16  
 D-32758 Detmold  
 Germany  
 Fon: +49 5231 14-0  
 Fax: +49 5231 14-292083  
 www.weidmueller.com


**Accessories**
**QL / SAK 6N**

**Klippon® Connect with clamping yoke Technology**

The high reliability and variety of designs of the terminal blocks with clamping yoke connections make planning easier and optimises operational safety. Klippon® Connect provides a proven response to a range of different requirements.

**General ordering data**

Type	Order No.	Version	GTIN (EAN)	Qty.
QL 2 SAK6N	<a href="#">0194300000</a>	SAK Series, Cross-connector, for cross-connection link, No. of poles: 2	4008190182854	50 pc(s).
QL 3 SAK6N	<a href="#">0194400000</a>	SAK Series, Cross-connector, for cross-connection link, No. of poles: 3	4008190063351	50 pc(s).
QL 4 SAK6N	<a href="#">0194500000</a>	SAK Series, Cross-connector, for cross-connection link, No. of poles: 4	4008190025601	50 pc(s).
QL 10 SAK6N	<a href="#">0338300000</a>	SAK Series, Cross-connector, for cross-connection link, No. of poles: 10	4008190176679	20 pc(s).

**End plates**

**Klippon® Connect with clamping yoke Technology**

The high reliability and variety of designs of the terminal blocks with clamping yoke connections make planning easier and optimises operational safety. Klippon® Connect provides a proven response to a range of different requirements.

**General ordering data**

Type	Order No.	Version	GTIN (EAN)	Qty.
WAP 2.5-10	<a href="#">1050000000</a>	W-Series, End plate	4008190103149	50 pc(s).
WAP 16+35	<a href="#">1050100000</a>	W-Series, End plate,	4008190079901	20 pc(s).
WTW 2.5-10		Seperation plate		