

Residual current operated circuit breaker, 4-pole, type A, short-time delayed, In: 40 A, 300 mA, Un AC: 400 V



Model

Product brand name	SENTRON
Product designation	RCCB
Design of the product	Short-time delayed

General technical data

Number of poles	4
Size of installation devices / acc. to DIN 43880	1
Protection against electrical shock	Finger and back-of-hand safe
Short-circuit current rating	10 kA
circuit-breaker / Design	5SV3
Mechanical service life (switching cycles) / typical	10 000
Switching function / short-term delayed	Yes
Overvoltage category	III

Supply voltage

Supply voltage	
<ul style="list-style-type: none"> • at AC / rated value • for testing equipment / minimum 	230/400 V 100 V
Supply voltage frequency	

- rated value

50 Hz

Protection class

Protection class IP IP20, if the distribution board is installed, with connected conductors

Switching capacity

Switching capacity current / according to IEC 61008-1 / rated value 0.8 kA

Dissipation

Power loss [W] / for rated value of the current / at AC / in hot operating state / per pole 1.8 W

Electricity

Tripping residual current / rated value 300 mA

Tripping residual / rated value / derated current

- at 40 Cel 40 A
- at 45 Cel 40 A
- at 50 Cel 40 A
- at 55 Cel 40 A
- at 60 Cel 40 A
- at 65 Cel 40 A
- at 70 Cel 40 A

Type of fault current A

Current / at AC / rated value 40 A

I²t-value / permissible 41 000 A²·s

Surge current resistance / rated value 3 kA

Operating frequency 50/60Hz

Product details

Product feature / silicon-free Yes

Product extension / can be installed / supplementary devices Yes

Number

Number of test cycles / for environmental testing / acc. to IEC 60068-2-30 28

Connections

Connectable conductor cross-section / stranded

- minimum 0.75 mm²
- maximum 35 mm²

Connectable conductor cross-section / solid

- minimum 0.75 mm²
- maximum 35 mm²

Tightening torque / with screw-type terminals

• minimum	2.5 N·m
• maximum	3 N·m
Position / of power supply cord	top or bottom

Mechanical Design

Height	90 mm
Width	72 mm
Depth	70 mm
Mounting position	any
Installation depth	70 mm
Number of width units	4
Mounting type	DIN rail (REG)

Environmental conditions

Ambient temperature	
• minimum	-25 °C
• maximum	45 °C
• during storage / minimum permissible	-40 °C
• during storage / maximum permissible	75 °C

Certificates

Reference code	
• acc. to DIN EN 61346-2	F
• acc. to DIN EN 81346-2	F

General Product Approval	Declaration of Conformity	other
--------------------------	---------------------------	-------



[Miscellaneous](#)



[Miscellaneous](#)

Railway

[Vibration and Shock](#) [Confirmation](#)

Further information

Information- and Downloadcenter (Catalogs, Brochures,...)

<http://www.siemens.com/lowvoltage/catalogs>

Industry Mall (Online ordering system)

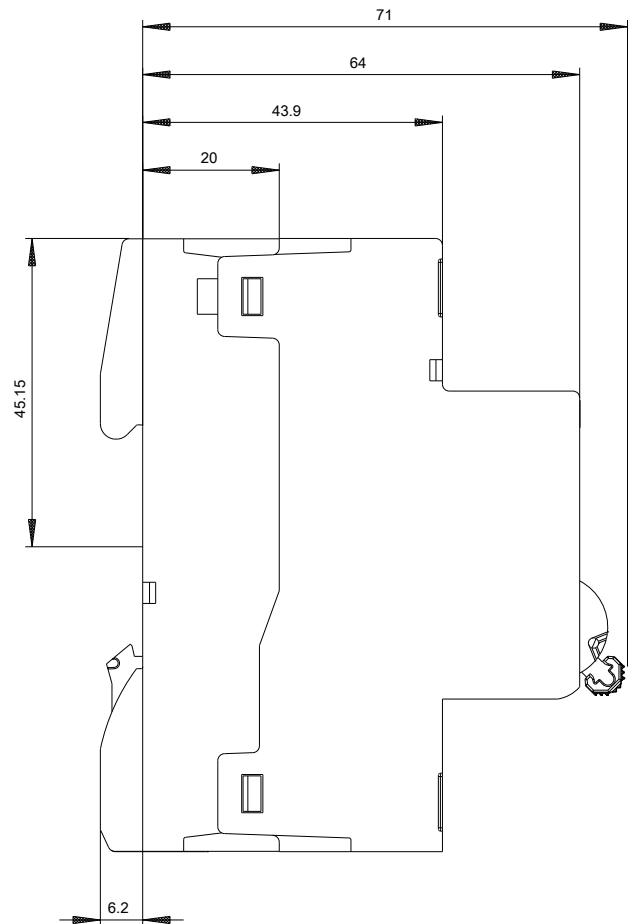
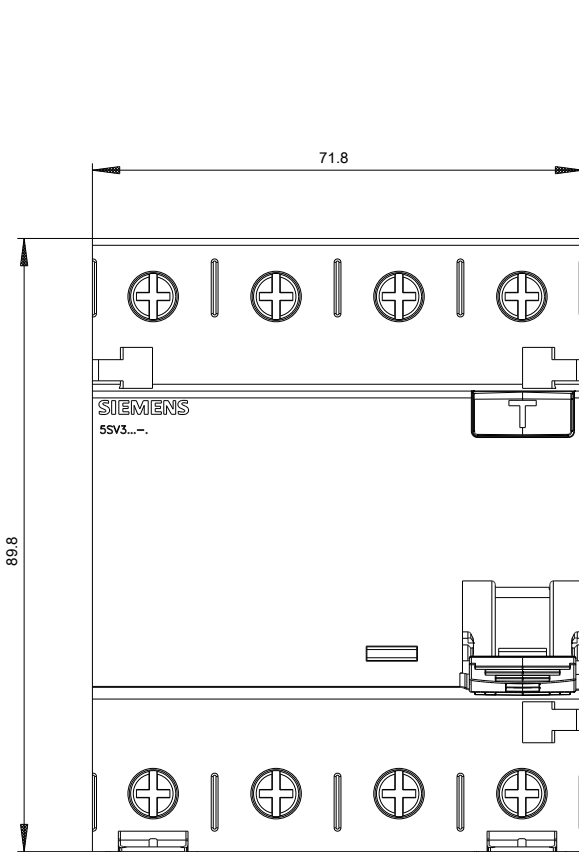
<https://mall.industry.siemens.com/mall/en/en/Catalog/product?mlfb=5SV3644-6KK01>

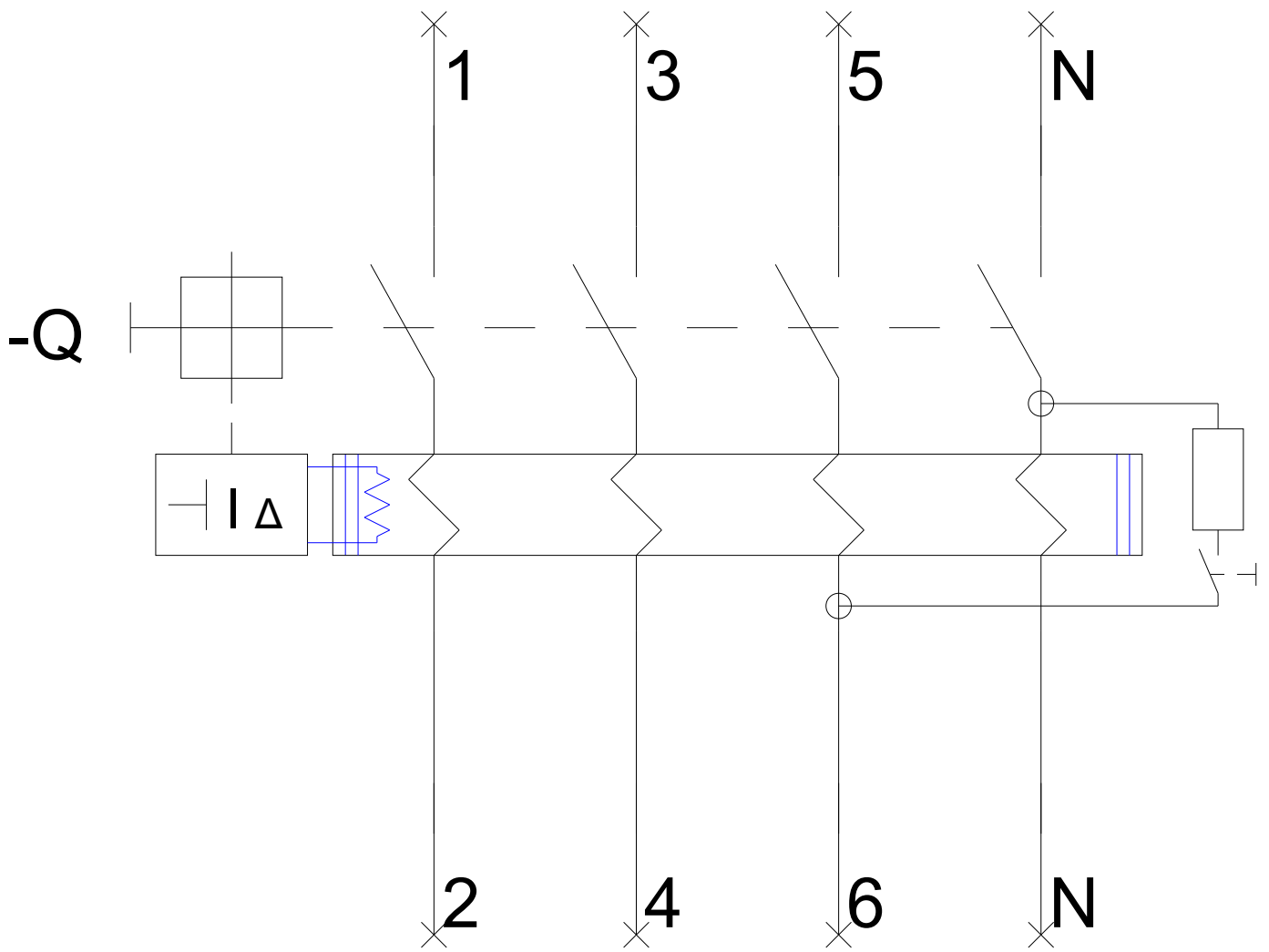
Service&Support (Manuals, Certificates, Characteristics, FAQs,...)

<https://support.industry.siemens.com/cs/ww/en/ps/5SV3644-6KK01>

Image database (product images, 2D dimension drawings, 3D models, device circuit diagrams, ...)

http://www.automation.siemens.com/bilddb/cax_en.aspx?mlfb=5SV3644-6KK01





-CB

