


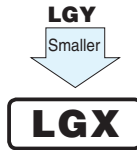
ALUMINUM ELECTROLYTIC CAPACITORS

LGX

Snap-in Terminal Type,
105°C Long Life Assurance, Smaller-Sized



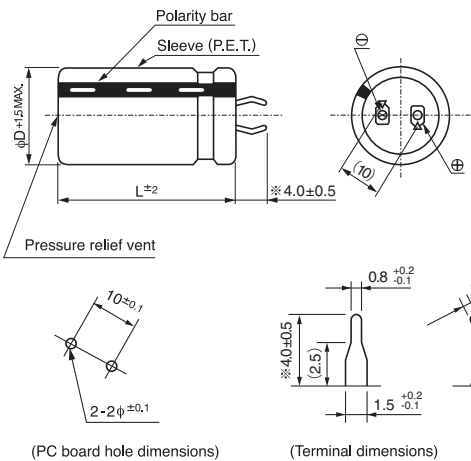
- Long life assurance series withstanding 5000 hours application of rated ripple current at 105°C.
- Suited for rectifier circuit of general inverter, switching power supply.
- Addition of 500V rated voltage.
- Compliant to the RoHS directive (2011/65/EU).



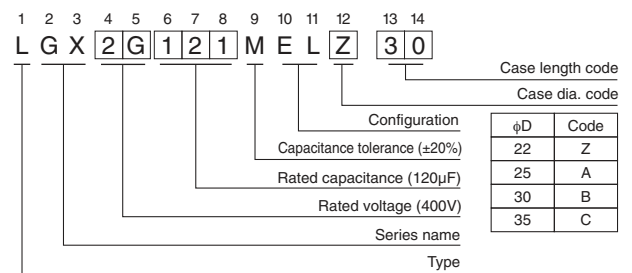
Specifications

Item	Performance Characteristics	
Category Temperature Range	- 25 to +105°C	
Rated Voltage Range	200 to 500V	
Rated Capacitance Range	56 to 2200μF	
Capacitance Tolerance	±20% at 120Hz, 20°C	
Leakage Current	$I \leq 3\sqrt{CV}$ (μA) (After 5 minutes' application of rated voltage) [C : Rated Capacitance (μF) V : Voltage (V)]	
Tangent of loss angle (tan δ)	Rated voltage(V)	200 to 400 450 to 500
	tan δ (MAX.)	0.15 0.20
Stability at Low Temperature	Rated voltage(V)	200 · 250 400 to 500
	Impedance ratio (MAX.) Z-25°C/Z+20°C	4 8
Endurance	The specifications listed at right shall be met when the capacitors are restored to 20°C after D.C. bias plus rated ripple current is applied for 5000 hours at 105°C, the peak voltage shall not exceed the rated voltage.	
	Capacitance change	Within ±20% of the initial capacitance value
	tan δ	200% or less than the initial specified value
Shelf Life	After storing the capacitors under no load at 105°C for 1000 hours and then performing voltage treatment based on JIS C 5101-4 clause 4.1 at 20°C, they shall meet the requirements listed at right.	
	Capacitance change	Within ±15% of the initial capacitance value
	tan δ	150% or less than the initial specified value
Marking	Printed with white color letter on black sleeve.	

Drawing



Type numbering system (Example : 400V 120μF)



※ The other terminal is also available upon request.
Please refer page 322 for schematic of dimensions.

Minimum order quantity : 50pcs.

● Dimension table in next page.

LGX

■ Dimensions

200V (2D)				
Cap. (μF)	Size φD × L(mm)	Rated ripple (mArms)	Leakage Current (mA)	Code
330	22 × 25	1100	0.77	LGX2D331MELZ25
390	22 × 30	1380	0.83	LGX2D391MELZ30
470	22 × 35	1550	0.91	LGX2D471MELZ35
	25 × 25	1390	0.91	LGX2D471MELA25
560	22 × 35	1550	1.00	LGX2D561MELZ35
680	22 × 40	1730	1.10	LGX2D681MELZ40
	25 × 35	1870	1.10	LGX2D681MELA35
	30 × 30	1980	1.10	LGX2D681MELB30
820	22 × 50	2180	1.21	LGX2D821MELZ50
	25 × 40	2090	1.21	LGX2D821MELA40
1000	25 × 45	2350	1.34	LGX2D102MELA45
	30 × 35	2220	1.34	LGX2D102MELB35
	35 × 30	2610	1.34	LGX2D102MELC30
1200	25 × 50	2400	1.46	LGX2D122MELA50
	30 × 40	2530	1.46	LGX2D122MELB40
	35 × 35	2880	1.46	LGX2D122MELC35
1500	30 × 50	3000	1.64	LGX2D152MELB50
	35 × 40	3080	1.64	LGX2D152MELC40
1800	35 × 45	3280	1.80	LGX2D182MELC45
2200	35 × 50	3450	1.98	LGX2D222MELC50

250V (2E)				
Cap. (μF)	Size φD × L(mm)	Rated ripple (mArms)	Leakage Current (mA)	Code
270	22 × 25	1010	0.77	LGX2E271MELZ25
330	22 × 30	1200	0.86	LGX2E331MELZ30
	25 × 25	1320	0.86	LGX2E331MELA25
390	22 × 35	1440	0.93	LGX2E391MELZ35
	25 × 30	1430	0.93	LGX2E391MELA30
470	22 × 40	1620	1.02	LGX2E471MELZ40
	25 × 35	1600	1.02	LGX2E471MELA35
	30 × 25	1510	1.02	LGX2E471MELB25
560	22 × 45	1800	1.12	LGX2E561MELZ45
	25 × 35	1780	1.12	LGX2E561MELA35
	30 × 30	1830	1.12	LGX2E561MELB30
680	22 × 50	2000	1.23	LGX2E681MELZ50
	25 × 40	2000	1.23	LGX2E681MELA40
	30 × 35	2060	1.23	LGX2E681MELB35
	35 × 25	1910	1.23	LGX2E681MELC25
820	25 × 45	2150	1.35	LGX2E821MELA45
	30 × 35	2060	1.35	LGX2E821MELB35
	35 × 30	2150	1.35	LGX2E821MELC30
1000	30 × 40	2330	1.50	LGX2E102MELB40
	35 × 35	2380	1.50	LGX2E102MELC35
1200	30 × 50	2680	1.64	LGX2E122MELB50
	35 × 40	2720	1.64	LGX2E122MELC40
1500	35 × 45	3050	1.83	LGX2E152MELC45
1800	35 × 50	3300	2.01	LGX2E182MELC50

400V (2G)				
Cap. (μF)	Size φD × L(mm)	Rated ripple (mArms)	Leakage Current (mA)	Code
100	22 × 25	660	0.60	LGX2G101MELZ25
120	22 × 30	750	0.65	LGX2G121MELZ30
150	22 × 35	860	0.73	LGX2G151MELZ35
	25 × 25	860	0.73	LGX2G151MELA25
180	22 × 35	860	0.80	LGX2G181MELZ35
	25 × 30	970	0.80	LGX2G181MELA30
220	30 × 25	1020	0.80	LGX2G181MELB25
	22 × 45	1090	0.88	LGX2G221MELZ45
270	25 × 35	1120	0.88	LGX2G221MELA35
	22 × 50	1230	0.98	LGX2G271MELZ50
	25 × 40	1260	0.98	LGX2G271MELA40
330	30 × 30	1270	0.98	LGX2G271MELB30
	35 × 25	1220	0.98	LGX2G271MELC25
	25 × 45	1300	1.08	LGX2G331MELA45
390	30 × 35	1430	1.08	LGX2G331MELB35
	25 × 50	1440	1.18	LGX2G391MELA50
470	30 × 40	1600	1.18	LGX2G391MELB40
	35 × 30	1520	1.18	LGX2G391MELC30
560	30 × 45	1810	1.30	LGX2G471MELB45
	35 × 35	1670	1.30	LGX2G471MELC35
680	35 × 40	1900	1.41	LGX2G561MELC40
820	35 × 45	2120	1.56	LGX2G681MELC45

450V (2W)				
Cap. (μF)	Size φD × L(mm)	Rated ripple (mArms)	Leakage Current (mA)	Code
82	22 × 25	590	0.57	LGX2W820MELZ25
100	22 × 30	690	0.63	LGX2W101MELZ30
	25 × 25	700	0.63	LGX2W101MELA25
120	22 × 35	770	0.69	LGX2W121MELZ35
	25 × 30	880	0.69	LGX2W121MELA30
150	22 × 40	880	0.77	LGX2W151MELZ40
	25 × 30	880	0.77	LGX2W151MELA30
	30 × 25	930	0.77	LGX2W151MELB25
180	22 × 45	900	0.85	LGX2W181MELZ45
	25 × 35	920	0.85	LGX2W181MELA35
	30 × 30	1030	0.85	LGX2W181MELB30
	35 × 25	1100	0.85	LGX2W181MELC25
220	25 × 40	1030	0.94	LGX2W221MELA40
	30 × 35	1170	0.94	LGX2W221MELB35
	35 × 25	1100	0.94	LGX2W221MELC25
270	25 × 50	1310	1.04	LGX2W271MELA50
	30 × 40	1330	1.04	LGX2W271MELB40
	35 × 30	1240	1.04	LGX2W271MELC30
330	30 × 45	1510	1.15	LGX2W331MELB45
	35 × 35	1390	1.15	LGX2W331MELC35
390	30 × 50	1670	1.25	LGX2W391MELB50
	35 × 40	1730	1.25	LGX2W391MELC40
470	35 × 45	1830	1.37	LGX2W471MELC45
560	35 × 50	1980	1.50	LGX2W561MELC50

Rated ripple current (mArms) at 105°C 120Hz

LGX

■ Dimensions

500V (2H)				
Cap. (μ F)	Size ϕ D x L(mm)	Rated ripple (mA _{rms})	Leakage Current (mA)	Code
56	22 x 25	560	0.50	LGX2H560MELZ25
68	22 x 30	590	0.55	LGX2H680MELZ30
	25 x 25	650	0.55	LGX2H680MELA25
82	22 x 35	720	0.60	LGX2H820MELZ35
	25 x 30	740	0.60	LGX2H820MELA30
100	22 x 40	770	0.67	LGX2H101MELZ40
120	22 x 50	930	0.73	LGX2H121MELZ50
	25 x 35	930	0.73	LGX2H121MELA35
	30 x 25	820	0.73	LGX2H121MELB25
150	25 x 45	1080	0.82	LGX2H151MELA45
	30 x 30	910	0.82	LGX2H151MELB30
	35 x 25	990	0.82	LGX2H151MELC25
180	25 x 50	1200	0.90	LGX2H181MELA50
	30 x 35	1040	0.90	LGX2H181MELB35
	35 x 30	1100	0.90	LGX2H181MELC30
220	30 x 45	1330	0.99	LGX2H221MELB45
	35 x 35	1230	0.99	LGX2H221MELC35
270	30 x 50	1500	1.10	LGX2H271MELB50
	35 x 40	1420	1.10	LGX2H271MELC40
330	35 x 45	1600	1.21	LGX2H331MELC45
390	35 x 50	1780	1.32	LGX2H391MELC50
470	35 x 58	2030	1.45	LGX2H471MELC58

Rated ripple current (mA_{rms}) at 105°C 120Hz

● Frequency coefficient of rated ripple current

Frequency (Hz)		50	60	120	300	1k	10k	50k or more
Coeff.	200 - 250V	0.81	0.85	1.00	1.17	1.32	1.45	1.50
	400 to 500V	0.77	0.82	1.00	1.16	1.30	1.41	1.43

Minimum order quantity : 50pcs.