


Spectra-Zip[®] planar cable

— 191-2801 series



description

Spectra-Zip planar cable offers a balanced combination of economy, reliable performance, weight and space savings, controlled electrical characteristics, and low-cost termination for general-purpose interconnection in electronic products from calculators and automobiles to computers and switching networks.

Spectra-Zip cable consists of stranded round conductors insulated with gray PVC to form a planar cable. The insulation is extruded around the conductors so that the cable has a "double contour" to allow for mounting IDC connectors on either surface of the cable. A tear feature built into the cable allows easy, uniform breakouts without rupturing the insulation. Spectra-Zip cable is packaged in 100-foot putups in dispenser boxes.

For other wire gauges, spacing materials and lengths, please consult the Spectra-Strip sales office nearest you.


order information

Series 843-191-2801-XXX

Part Number	No. Cond.	Width 'A'		Span 'B'	
		Inch	(mm)	Inch	(mm)
843-191-2801-109	9	.450	(11,43)	.400 ± .007	(11,43 ± 0,18)
843-191-2801-110	10	.500	(12,70)	.450 ± .007	(11,43 ± 0,18)
843-191-2801-114	14	.700	(17,78)	.650 ± .007	(16,51 ± 0,18)
843-191-2801-115	15	.750	(19,05)	.700 ± .007	(17,78 ± 0,18)
843-191-2801-116	16	.800	(20,32)	.750 ± .011	(19,05 ± 0,28)
843-191-2801-120	20	1.000	(25,40)	.950 ± .011	(24,13 ± 0,28)
843-191-2801-124	24	1.200	(30,48)	1.150 ± .011	(29,21 ± 0,28)
843-191-2801-125	25	1.250	(31,75)	1.200 ± .011	(30,48 ± 0,28)
843-191-2801-126	26	1.300	(33,02)	1.250 ± .011	(31,75 ± 0,28)
843-191-2801-134	34	1.700	(43,18)	1.650 ± .011	(41,91 ± 0,28)
843-191-2801-136	36	1.800	(45,72)	1.750 ± .015	(44,45 ± 0,38)
843-191-2801-137	37	1.850	(47,00)	1.800 ± .015	(45,72 ± 0,38)
843-191-2801-140	40	2.000	(50,80)	1.950 ± .015	(49,53 ± 0,38)
843-191-2801-150	50	2.500	(63,50)	2.450 ± .015	(62,23 ± 0,38)
843-191-2801-160	60	3.000	(76,20)	2.950 ± .015	(74,93 ± 0,38)
843-191-2801-164	64	3.200	(81,28)	3.150 ± .015	(80,01 ± 0,38)

843-191-2801-0XX UL Now Supplied As 1XX UL/CSA 3XX = 300' Rolls

benefits

- Fast, low-cost mass termination.
- Precise spacing for controlled electrical characteristics.
- Flexible gray PVC insulation.
- Double contour allows termination from either side of cable.
- Easy conductor separation for circuit routing.
- UL recognized  and CSA certified.

Physical

Conductors: 28 AWG, 7/36 strand tinned copper

Number of conductors: 10, 14, 16, 20, 24, 25, 26, 34, 36, 37, 40, 50, 60 and 64

Color: Gray (one edge red)

Conductor spacing: .050" ± .002"

Cable thickness: .035" ± .003"

Insulation: Gray PVC, flame retardant VW-1

Electrical

Voltage rating: 300 V

Current rating: 1 amp nominal at 10°C above ambient

Temperature rating: 105°C, (221°F)

Impedance: 105 ohms nominal

Capacitance: 14 pf/ft. (45,9) pf/m nominal @ 1 MHz

Crosstalk: 10' sample 5 ns rise time with 2 lines driven

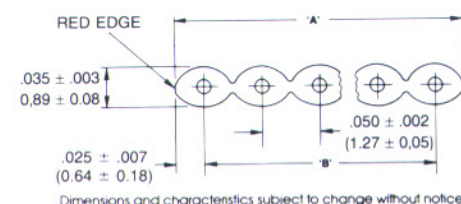
NE = 3.0%, FE = 4.0% nominal

Propagation delay: 1.5 ns/ft. (4,9 ns/m) nominal

Insulation resistance: 10¹⁰ ohms — 10 ft. min.

UL style number: Cable style 2651

CSA: CSA AWM I A105° (221°F), 300 V, FT-1.



other cable capabilities

Part Number	AWG-Strand	Center-line
843-191-3001-XXX	30 AWG (1 × 30)	.050"
843-191-2802-XXX	28 AWG (1 × 28)	.050"
843-191-2601-XXX	26 AWG (7 × 34)	.050"
843-191-2602-XXX	26 AWG (1 × 26)	.050"
843-191-2401-XXX	24 AWG (7 × 32)	.075"