

isc Silicon NPN Power Transistor

2SD5072

DESCRIPTION

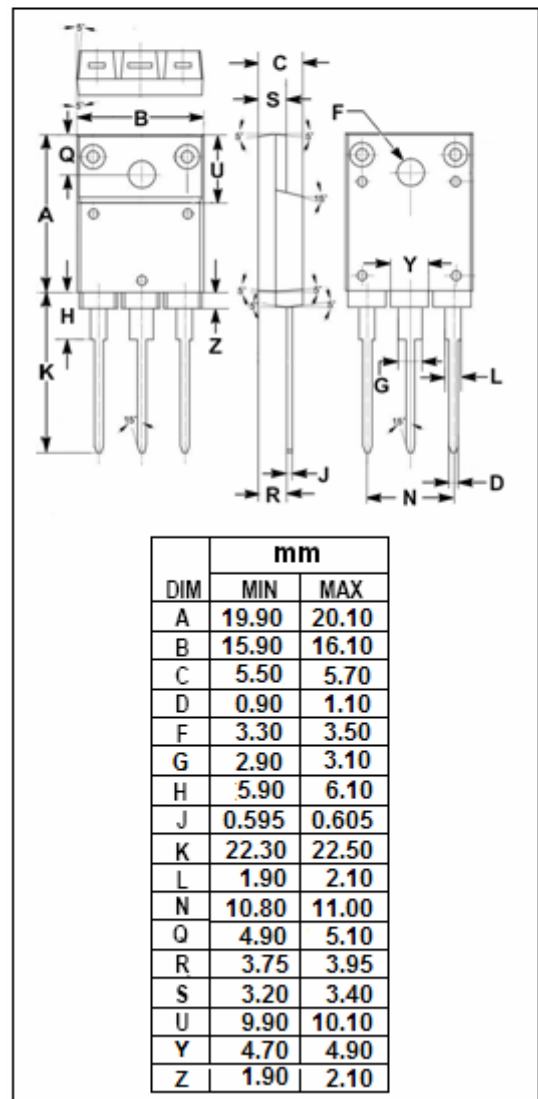

- High Breakdown Voltage-
: $V_{CBO} = 1500V$ (Min)
- High Switching Speed
- High Reliability
- Built-in Damper Diode

APPLICATIONS

- Designed for color TV horizontal output applications

ABSOLUTE MAXIMUM RATINGS($T_a=25^\circ C$)

SYMBOL	PARAMETER	VALUE	UNIT
V_{CBO}	Collector-Base Voltage	1500	V
V_{CEO}	Collector-Emitter Voltage	800	V
V_{EBO}	Emitter-Base Voltage	6	V
I_C	Collector Current- Continuous	5	A
I_{CM}	Collector Current-Peak	16	A
P_C	Collector Power Dissipation @ $T_C=25^\circ C$	60	W
T_J	Junction Temperature	150	$^\circ C$
T_{stg}	Storage Temperature Range	-55~150	$^\circ C$



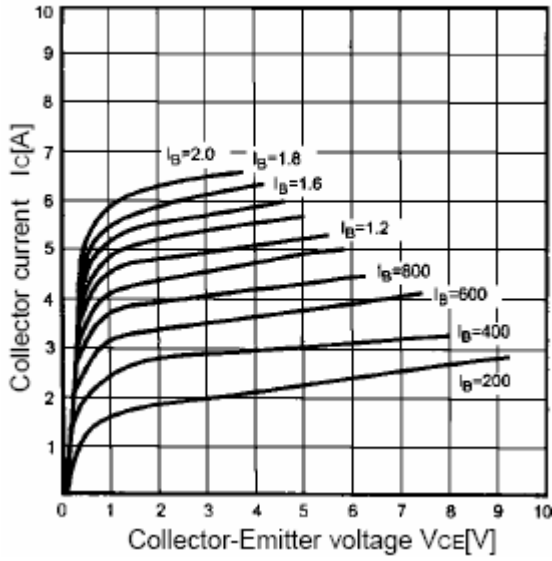
isc Silicon NPN Power Transistor**2SD5072****ELECTRICAL CHARACTERISTICS** $T_C=25^{\circ}\text{C}$ unless otherwise specified

SYMBOL	PARAMETER	CONDITIONS	MIN	TYP.	MAX	UNIT
$V_{CE(sat)}$	Collector-Emitter Saturation Voltage	$I_C=4A; I_B=0.8A$			5.0	V
$V_{BE(sat)}$	Base-Emitter Saturation Voltage	$I_C=4A; I_B=0.8A$			1.5	V
I_{CBO}	Collector Cutoff Current	$V_{CB}=800V; I_E=0$			10	μA
I_{EBO}	Emitter Cutoff Current	$V_{EB}=4V; I_C=0$	40		200	mA
h_{FE}	DC Current Gain	$I_C=1A; V_{CE}=5V$	8			
V_{ECF}	C-E Diode Forward Voltage	$I_F=5A$			2.0	V
f_T	Current-Gain—Bandwidth Product	$I_C=1A; V_{CE}=10V$		3		MHz
t_f	Fall Time	$I_C=4A, I_{B1}=0.8A; I_{B2}=-1.6A$ $R_L=50\Omega; V_{CC}=200V$			0.4	μs

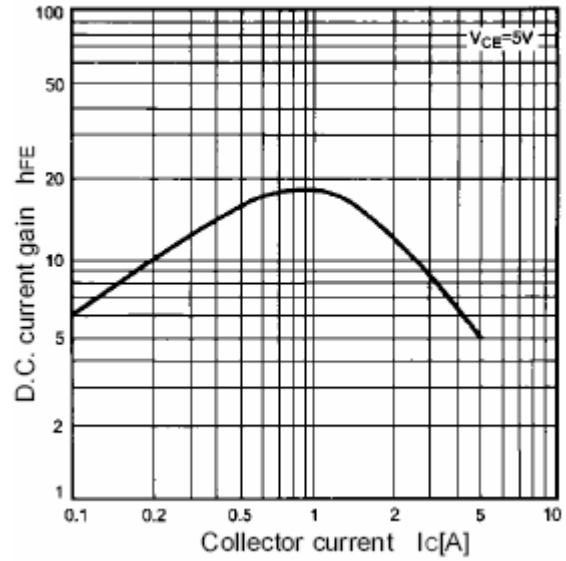
isc Silicon NPN Power Transistor

2SD5072

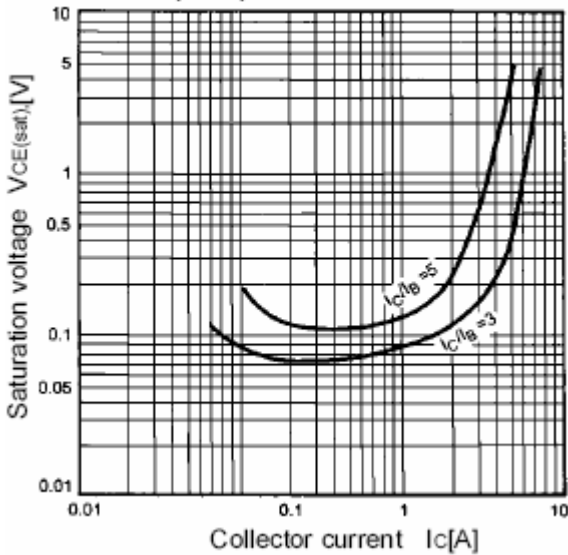
I_C - V_{CE} Characteristics



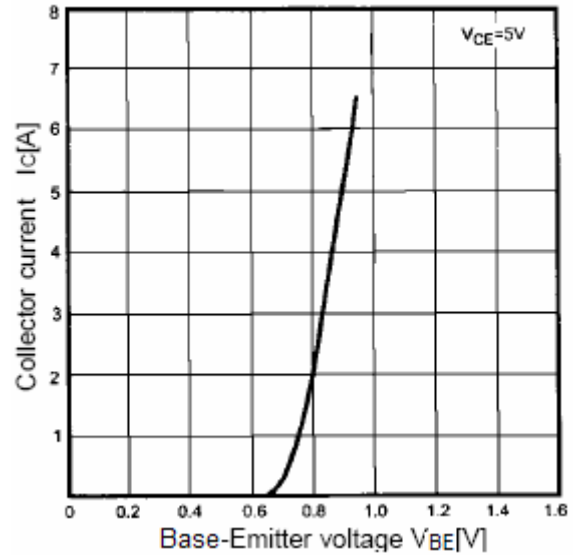
h_{FE} - I_C Characteristics



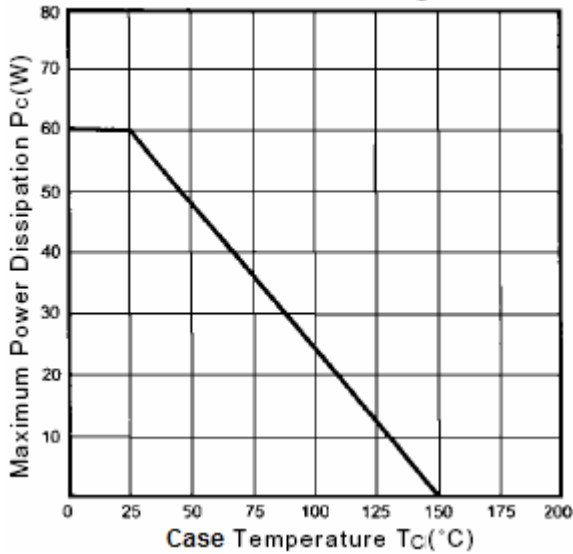
$V_{CE(sat)}$ - I_C Characteristics



I_C - V_{BE} Characteristics



Power Derating



Safe Operating Area

