


Number of contacts

96, 64

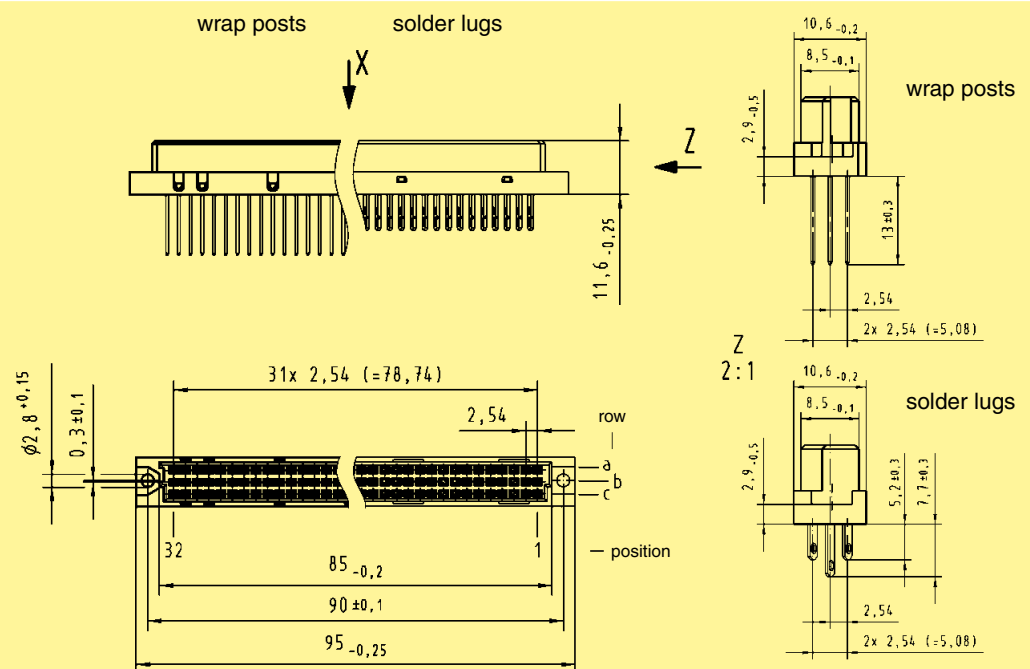


Female connectors

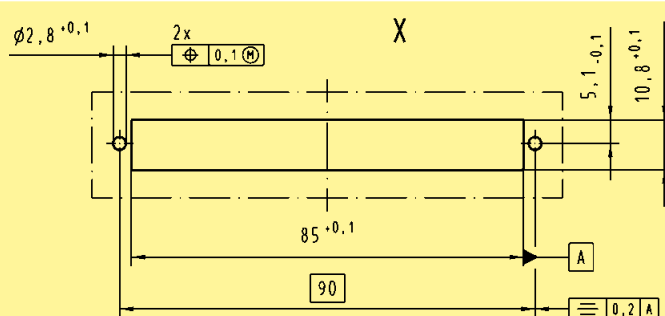
Identification	Number of contacts	Contact arrangement	Part No.	Performance levels according to IEC 60603-2. Explanation chapter 00 2
Female connector with wrap posts ²⁾ 13 mm	96			09 03 296 6821 09 03 796 6821 ^{c)} 09 03 296 6878 ¹⁾
	64			09 03 264 6821 09 03 764 6821 ^{c)} 09 03 264 6878 ¹⁾
Female connector with solder lugs a + c 5.2 mm b 7.7 mm	96			09 03 296 6823 09 03 796 6823 ^{c)}
	64			09 03 264 6823 09 03 764 6823 ^{c)}

DIN Signal up to 2 A

Dimensions



Panel cut out



Identification strips for female connectors with wrap posts
09 03 000 9939

Dimensions in mm

¹⁾ Wrap posts for interfacing, selectively gold-plated (performance level 3)
²⁾ To be used only for wire wrap termination. Solder versions see page 01.22
^{c)} Connectors with coding see chapter 00