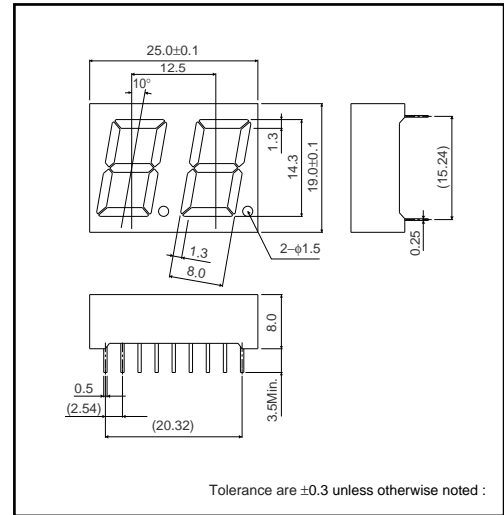


LB-602 A / K2 series is designed to use in the light. Materials of emission are GaAsP on GaP, AlGaInP GaP and GaN. This is the height of a letter 14.3mm, double digits LED Numeric Display that is packed by epoxy resin.

●Features

- 1) The height of a letter is 14.3mm..
- 2) Dimension is 25.0×19.0×8.0mm.
- 3) The package of surface color is black. Color of segment is colored in emitting color. (Blue color is only milky white)
- 4) Each color has anode common and cathode common respectively.

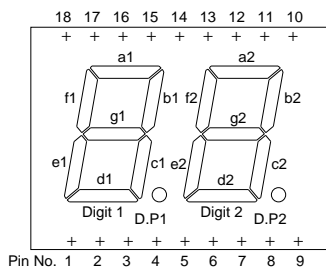
●Dimensions



●Selection guide

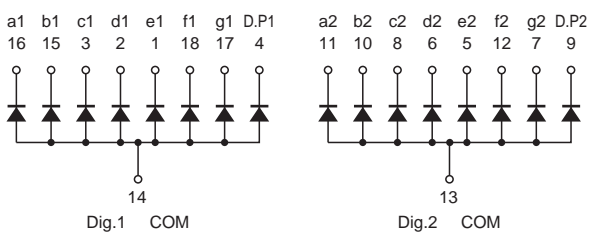
Common	Emitting color					
	Red	Red (High brightness)	Orange (High brightness)	Yellow (High brightness)	Green	Blue
Anode	LB-602VA2	LB-602AA2	LB-602EA2	LB-602XA2	LB-602MA2	LB-602BA2
Cathode	LB-602VK2	LB-602AK2	LB-602EK2	LB-602XK2	LB-602MK2	LB-602BK2

●Pin assignments

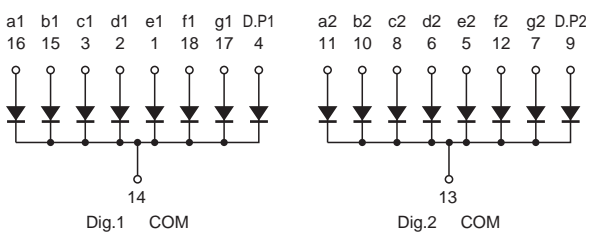


Pin No.	Function	Pin No.	Function
1	Segment "e1"	10	Segment "b2"
2	Segment "d1"	11	Segment "a2"
3	Segment "c1"	12	Segment "f2"
4	D.P1	13	Digit 2 Common
5	Segment "e2"	14	Digit 1 Common
6	Segment "d2"	15	Segment "b1"
7	Segment "g2"	16	Segment "a1"
8	Segment "c2"	17	Segment "g1"
9	D.P2	18	Segment "f1"

●Equivalent circuit (anode common)



(cathode common)



●Absolute maximum ratings (Ta=25°C)

Parameter	Symbol	Red	Red (High brightness)	Orange (High brightness)	Yellow (High brightness)	Green	Blue	Unit
		LB-602VA2 / VK2	LB-602AA2 / AK2	LB-602EA2 / EK2	LB-602XA2 / XK2	LB-602MA2 / MK2	LB-602BA2 / BK2	
Power dissipation	P _D	960	1040	1040	1040	960	672	mW
Power dissipation	P _D / seg	60	65	65	65	65	42	mW
Forward current	I _F	20	25	25	25	20	10	mA
Peak forward current	I _{FP}	60 *1	50 *2	50 *2	50 *2	60 *1	50 *2	mA
Reverse voltage	V _R	5	5	5	5	5	5	V
Operating temperature	T _{opr}	-25 to +75						°C
Storage temperature	T _{stg}	-30 to +85						°C

*1 Pulse width 1ms Duty 1 / 5

*2 Pulse width 0.1ms Duty 1 / 10

●Electrical characteristics (Ta=25°C)

Parameter	Symbol	Conditions	Red		Red (High brightness)		Orange (High brightness)		Yellow (High brightness)		Green		Blue		Unit
			Typ.	Max.	Typ.	Max.	Typ.	Max.	Typ.	Max.	Typ.	Max.	Typ.	Max.	
Forward voltage	V _F	I _F =10mA	2.0	2.8	2.05*	2.6*	2.05*	2.6*	2.05*	2.6*	2.1	2.8	3.6	4.2	V
Reverse current	I _R	V _R =3V	-	100	-	100	-	100	-	100	-	100	-	100	μA
Peak wavelength	λ _P	I _F =10mA	650	-	626*	-	610*	-	589*	-	563	-	470	-	nm
Spectral line half width	Δλ	I _F =10mA	40	-	18*	-	17*	-	15*	-	40	-	26	-	nm

©The products are not radiations resistant.

* Shows the number on the condition of I_F=20mA.

●Luminous intensity

Color	λ _P (nm)	Type	Min.	Typ.	Unit
Red	650	LB-602VA2	5.6	16	mcd
		LB-602VK2			
Red (High brightness)	626	LB-602AA2	36	90	mcd
		LB-602AK2			
Orange (High brightness)	610	LB-602EA2	36	90	mcd
		LB-602EK2			
Yellow (High brightness)	589	LB-602XA2	36	90	mcd
		LB-602XK2			
Green	563	LB-602MA2	9	25	mcd
		LB-602MK2			
Blue	470	LB-602BA2	14	56	mcd
		LB-602BK2			

©A condition of measurement is I_F=10mA.

●Electrical and optical characteristic curves

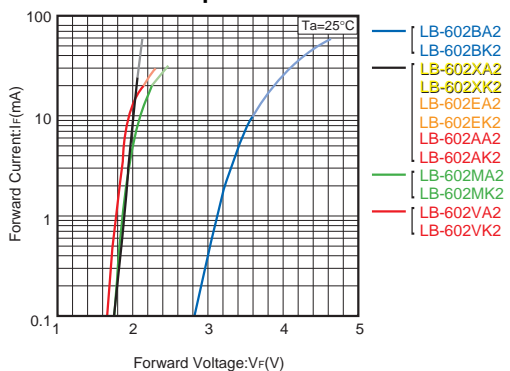


Fig.1 Forward Current - Forward Voltage

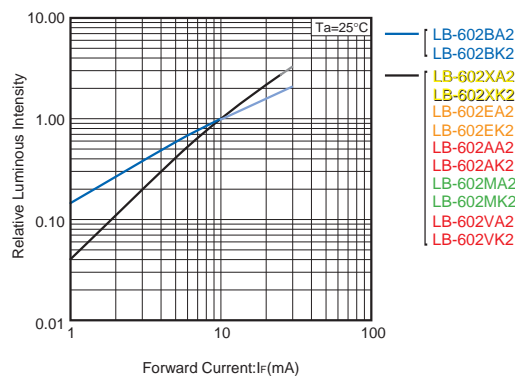


Fig.2 Relative Luminous Intensity - Forward Current

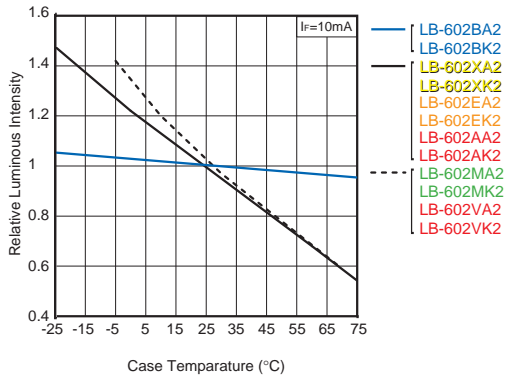


Fig.3 Relative Luminous Intensity - Case Temperature

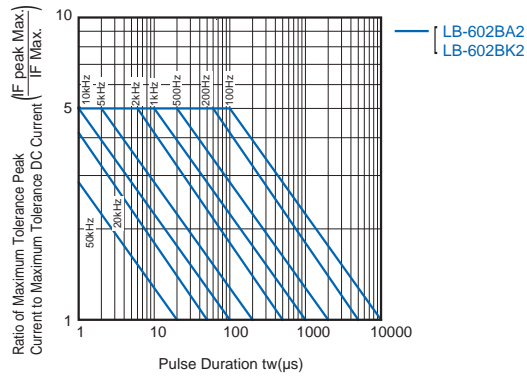


Fig.4 Ratio of Maximum Tolerable Peak Current - Pulse Duration (I)

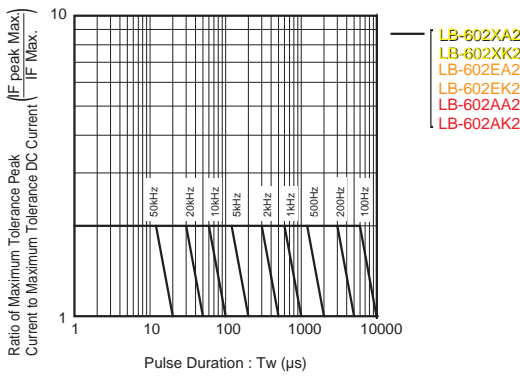


Fig.5 Ratio of Maximum Tolerable Peak Current - Pulse Duration (II)

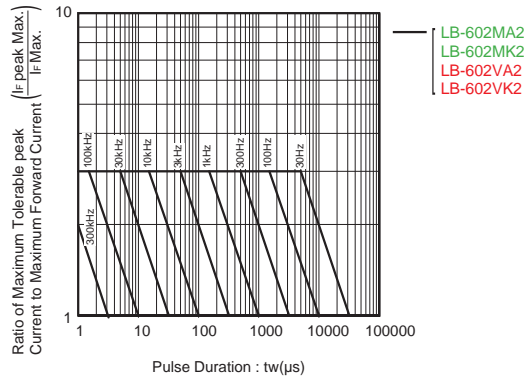


Fig.6 Ratio of Maximum Tolerable Peak Current - Pulse Duration (III)

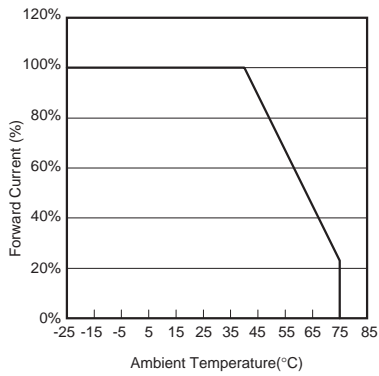


Fig.7 Derating

Notes

- 1) The information contained herein is subject to change without notice.
- 2) Before you use our Products, please contact our sales representative and verify the latest specifications :
- 3) Although ROHM is continuously working to improve product reliability and quality, semiconductors can break down and malfunction due to various factors.
Therefore, in order to prevent personal injury or fire arising from failure, please take safety measures such as complying with the derating characteristics, implementing redundant and fire prevention designs, and utilizing backups and fail-safe procedures. ROHM shall have no responsibility for any damages arising out of the use of our Products beyond the rating specified by ROHM.
- 4) Examples of application circuits, circuit constants and any other information contained herein are provided only to illustrate the standard usage and operations of the Products. The peripheral conditions must be taken into account when designing circuits for mass production.
- 5) The technical information specified herein is intended only to show the typical functions of and examples of application circuits for the Products. ROHM does not grant you, explicitly or implicitly, any license to use or exercise intellectual property or other rights held by ROHM or any other parties. ROHM shall have no responsibility whatsoever for any dispute arising out of the use of such technical information.
- 6) The Products are intended for use in general electronic equipment (i.e. AV/OA devices, communication, consumer systems, gaming/entertainment sets) as well as the applications indicated in this document.
- 7) The Products specified in this document are not designed to be radiation tolerant.
- 8) For use of our Products in applications requiring a high degree of reliability (as exemplified below), please contact and consult with a ROHM representative : transportation equipment (i.e. cars, ships, trains), primary communication equipment, traffic lights, fire/crime prevention, safety equipment, medical systems, servers, solar cells, and power transmission systems.
- 9) Do not use our Products in applications requiring extremely high reliability, such as aerospace equipment, nuclear power control systems, and submarine repeaters.
- 10) ROHM shall have no responsibility for any damages or injury arising from non-compliance with the recommended usage conditions and specifications contained herein.
- 11) ROHM has used reasonable care to ensure the accuracy of the information contained in this document. However, ROHM does not warrant that such information is error-free, and ROHM shall have no responsibility for any damages arising from any inaccuracy or misprint of such information.
- 12) Please use the Products in accordance with any applicable environmental laws and regulations, such as the RoHS Directive. For more details, including RoHS compatibility, please contact a ROHM sales office. ROHM shall have no responsibility for any damages or losses resulting from non-compliance with any applicable laws or regulations.
- 13) When providing our Products and technologies contained in this document to other countries, you must abide by the procedures and provisions stipulated in all applicable export laws and regulations, including without limitation the US Export Administration Regulations and the Foreign Exchange and Foreign Trade Act.
- 14) This document, in part or in whole, may not be reprinted or reproduced without prior consent of ROHM.



Thank you for your accessing to ROHM product informations.
More detail product informations and catalogs are available, please contact us.

ROHM Customer Support System

<http://www.rohm.com/contact/>



LB-602VK2 - Web Page

[Distribution Inventory](#)

Part Number	LB-602VK2
Package	LB-602VK2
Unit Quantity	300
Minimum Package Quantity	
Packing Type	Filmpack
Constitution Materials List	inquiry
RoHS	Yes