



**CONQUER**  
功得電子

# 規格書

## Specification For Approval

Spec NO. SFA066

**型號：**UDE/UDE-A 慢速型瓷管保險絲  
500mA~25A

**Model：**UDE/UDE-A *Time-Lag High Breaking Capacity*  
500mA~25A

Designed in accordance to IEC60127 standard.

### Conquer Electronics Co., Ltd.

#### 五股廠

24888 台灣新北市五股區五權五路26號(新北產業園區)  
No.26, Wucyuan 5th Rd., Wugu Dist.,  
New Taipei City 24888, Taiwan

T +886-2-8990-2189(代表號)  
F +886-2-8990-2577  
E cqservice@conquer.com.tw  
W www.conquer.com.tw

#### 北投廠

11259 台灣台北市北投區立德路120巷15號  
No. 15, Lane 120, Lite Road, Peitou,  
11259, Taipei, Taiwan

T +886-2-2895-8895(代表號)  
F +886-2-2895-8880  
E cqservice@conquer.com.tw  
W www.conquer.com.tw

## History of Change

REV.	Description	Date	Drawn	Designed	Checked	Approved
1	(1)發出Issue	2010.12.29	黃世宏	邱俊傑	蔡進義	蔡其湖
4	(1)修改內文項次10：焊錫性實驗 過錫爐試驗條件為235±5℃，時間2.0±0.5s →過錫爐試驗條件為250±3℃，時間3.0±0.3s (2)修改內文項次11：耐溫實驗 過錫爐試驗條件為260±5℃ →過錫爐試驗條件為260±3℃ (3)增加內文項次12：整箱包裝數量 (4)新增內文項次13：工作溫度 (5)新增內文項次14：冷阻值範圍 & I2T &最大壓降 (6)新增內文項次17：環境溫度曲線圖 (7)增加曲線圖與信賴性規範	2017.01.13	黃世宏	邱俊傑	蔡進義	葉順益
5	(1)調整編排順序與更新封面及更改公司LOGO (2)修改內文項次9：TUV安規LOGO變更	2020.01.16	黃世宏	彭彥鳴	邱信雄	葉順益

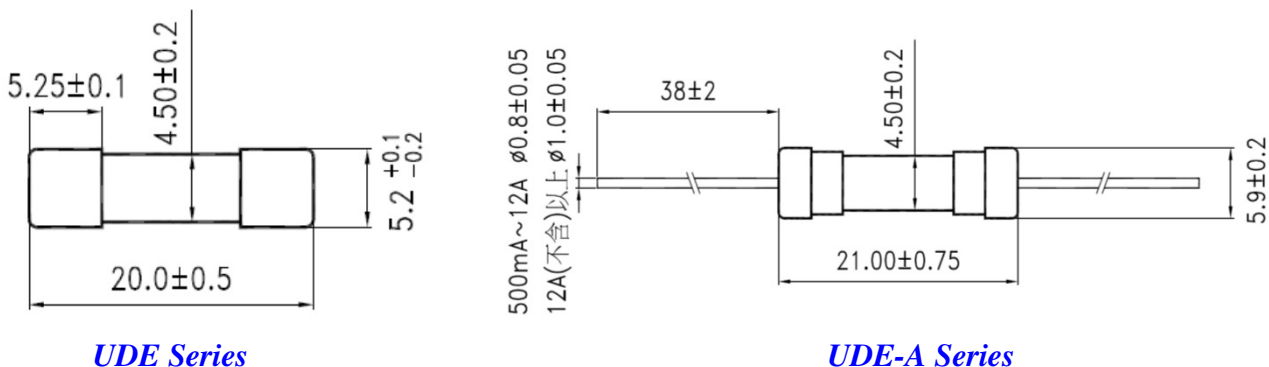
~ 筒管狀保險絲 ~

Fuses for Instrument, Power and Telephone (Non-indicating)

1 適用範圍 Applications:

本標準適用於保護儀器、電源供應器和電話機用之筒管式熔斷保險絲。  
For protecting instruments, power supplies and telephone sets.

2 形狀及尺寸 Shape & Dimensions:



單位: mm

2.1 構造形狀 Structure & Shape : 如上圖 As shown in figure above

2.2 額定電壓 Voltage Rating: 500V ac/dc

2.3 額定電流 Ampere Rating: 500mA~25A

3 材料 Material:

3.1 筒管本體: 不透明瓷管不可破裂或變形。

Tube (Body): Non-Transparent ceramic tube fuse. No breaking or deformation is allowed.

3.2 兩端銅蓋: 需以導電率良好之黃銅為材料。

Two brass end caps: Made of brass of good conductivity.

3.3 銅蓋處理: 銅蓋部份鍍鎳, 標示最後若加 "S" 者, 表示須鍍銀。

Coating of brass caps: Plating the surface with nickel. If the indication is added with "S", it needs to be plated with silver.

Part Name	部品名稱	Quantity	數量
Brass Cap	- Nickel Plating	2	
銅帽	- 鍍鎳		2
Ceramic Tube	- Non-Transparent Ceramic Tube	1	
瓷管	- 不透明瓷管		1
Fuse Element		1	
可熔體			1
Cap-on Lead-Cap	- Tinned Copper Wire and Cap	2	
銅帽附腳	- 銅蓋加鍍錫銅線		2

#### 4 電氣特性 Electrical Characteristics:

##### 4.1 For UDE 500mA~25A & UDE-A 500mA~10A

4.1.1 負載容量: 通過額定電流值 150 % ( 亦即 1.5 x In A ) , 能繼續通電至少 1 小時無任何熔化現象。  
(額定電流大於 6.3A 的則 30 分鐘)

Loading Capacity: Loading 150% Rated Current (i.e. 1.5 x In A) for flowing, and it's available to let current keep on flowing at least 1 hour without any melting. (Can keep 1 Hour minimum) ( for rating above 6.3A 30 minutes)

4.1.2 壓降測量: 以額定電流, 通過保險絲, 其兩端壓降值不得超過最大值, 可參考 IEC60127-2 Sheet 5。

Voltage drop: Loading 100% of rated current.(ie 1.0 x In), the voltage drops across the fuse-links shall not exceed the maximum values given on the relevant standard sheet ( IEC60127-2 Sheet 5 )

4.1.3 過載熔斷: 請參照下表。Melting due to overloading: Details as follows Table.

※最大熔斷時限 Operating Characteristics

安培數 Ampere Rating	150% Rating		210% Rating		275% Rating		400% Rating		1000% Rating	
	Min.	Max.	Min.	Max.	Min.	Max.	Min.	Max.	Min.	Max.
500mA~800mA	60 min			30 min	250 ms	80 sec	50 ms	5 sec	5 ms	150 ms
1A~3.15A	60 min			30 min	750 ms	80 sec	95 ms	5 sec	10 ms	150 ms
4A~6.3A	60 min			30 min	750 ms	80 sec	150 ms	5 sec	10 ms	150 ms
8A~25A	30 min			30 min	750 ms	80 sec	150 ms	5 sec	10 ms	150 ms

##### 4.2 For UDE-A 12A~25A

4.2.1 根據 IEC 60127-2 附件A, UDE必須先符合項目 4.1 的電氣特性測試, 針對 UDE-A 只需測試過載額定電流的 210% 且必須在 30 分鐘內熔斷。(參考項目 4.2.3)

According to IEC 60127-2 Annex A, the UDE must to be conformed to the item 4.1 electrical characteristic test first, about UDE-A only need to test 210% rating current , and fuse must open in 30 minutes. (Refer to item 4.2.3)

4.2.2 壓降測量: 以額定電流, 通過保險絲, 其兩端壓降值不得超過最大值, 可參考 IEC60127-2 Sheet 5。

Voltage drop: Loading 100% of rated current.(ie 1.0 x In), the voltage drops across the fuse-links shall not exceed the maximum values given on the relevant standard sheet ( IEC60127-2 Sheet 5 )

4.2.3 過載熔斷: 請參照下表。Melting due to overloading: Details as follows Table.

※最大熔斷時限 Operating Characteristics

安培數 Ampere Rating	210% Rating	
	Min.	Max.
12A~25A		30 min

## 5 機械特性 Mechanical Properties:

5.1 拉力強度:當施加軸拉力1kg於兩端附腳(或銅帽),無鬆動或損壞現象發生。

Terminal Strength:Leads and/or caps are soldered (adhered) to withstand axial pulling force of 1kg without loosening or any harmfulness to firmly attachment.

5.2 彎折強度 Bending Strength:

(1) 銅帽附腳腳徑1.0mm(含)以下,經過兩次反向之彎折後(彎折90度再折回原位謂之一次彎折)不發生損壞。

Diameter of lead wire  $\leq 1.0$  mm: After two bends of opposite directions (bending through an angle of  $90^\circ$  and back is defined as one bend) of lead, no damage is to be visualized.

(2) 銅帽附腳腳徑1.2mm(含)以上,距離銅帽附腳卯合處10mm以上,作一次90度之彎折,不發生損壞。

Diameter of lead wire  $\geq 1.2$  mm: Only one bend of an angle of  $90^\circ$  without back shall be tested for each lead wire and the bending position shall be at least 10mm a way from the cap-on. After the test there shall be no damage to be visualized.

## 6 突波實驗 Pulse Test(For UDE 500mA~25A & UDE-A 500mA~10A):

為適應電感或電容性電路所產之暫態電流,本品於10倍額定電流的熔斷時間最少為(註2)。

In order to stand transient current caused by inductive or capacitive, the fuses are designed to have minimum clearing time of (Note2)millisecond at 1000% rated current.

※註2(Note2) :

5ms (500mA~800mA)

10ms (1A~25A)

## 7 耐久實驗 Endurance(On-Off Cycle Test)(For UDE 500mA~25A & UDE-A 500mA~10A):

7.1 於額定電流 ( $1.2 \times I_n$ ), 1小時ON, 15分鐘OFF, 共100次。

Loading 120% rated current ( $1.2 \times I_n$ ), 1 hour ON, 15 minutes OFF. Keep 100 cycles.

7.2 接著以1.5倍之額定電流( $1.5 \times I_n$ ) 通過1小時(額定電流大於6.3A的則30分鐘)。

Followed by 1 Hour at 1.5 times the rated current ( $1.5 \times I_n$ )(for ratings above 6.3A 30 minutes).

7.3 再以4.2之方式量測壓降值,所測得之壓降值不可比原值增加10%以上。

The voltage drop across the fuse-link after the test shall not have increased by more than 10% of the original value measured before the test

## 8 包裝 Packing :

UDE 1000 PCS/盒、一箱數量:10,000 PCS ; UDE-A 500 PCS/盒、一箱數量:5000 PCS

內盒印明下列標示:料號、額定(電壓、電流、遮斷能力)及安規名稱。

包裝材料均符合RoHS或者HF的環保要求,且包裝材料不會和零件發生化學反應,造成不良。

UDE 1000 pcs in an inner box,Outer box Q'ty:10,000 pcs.

UDE-A 500 pcs in an inner box,Outer box Q'ty:5000 pcs.



The following items indicated on the box.

Mark: Catalog number; ratings (voltage, current, interrupting capacity) and safety mark.



The packing material conforms to RoHS or the HF environmental protection request.



And the packing material can't have the chemical reaction with the components.

9 標記/安規認證 Mark/ Agency Approvals:

Mark Approvals	Interrupting Rating			Nominal Cold Resistance (Ohms)	Nominal Melting I <sup>2</sup> t (A <sup>2</sup> sec.)	Voltage Drop (mv)MAX
500 mA	100A @ 500Vac 1500A @ 500Vdc	**	**	0.1257-0.2334	0.9128	850
630 mA		**	**	0.0958-0.1780	1.6324	650
800 mA		**	**	0.0720-0.1338	2.7936	500
1 A		**	**	0.0497-0.0923	4.2017	350
1.25 A		**	**	0.0386-0.0716	8.3700	300
1.6 A		**	**	0.0483-0.0897	9.1332	200
2 A		**	**	0.0365-0.0677	9.8964	190
2.5 A		**	**	0.0288-0.0534	20.053	180
3.15 A		**	**	0.0206-0.0382	39.650	140
4 A	100A @ 500Vac 500A @ 500Vdc	**	**	0.0135-0.0251	78.739	100
5 A		**	**	0.0096-0.0178	97.946	100
6.3 A		**	**	0.0079-0.0147	117.15	100
8 A		**	**	0.0041-0.0075	209.32	100
10 A		**	**	0.0035-0.0065	382.68	100
12 A		**	**	0.0034-0.0064	578.15	100
16 A		**	**	0.0023-0.0043	1049.2	100
20 A	100A @ 500Vac 400A @ 500Vdc	**	**	0.0017-0.0031	1733.0	100
25 A		**	**	0.0011-0.0021	4127.1	100

\*\* : 安規認證及保險絲上有安規印字標記 Agency approvals and mark on fuse body.

TUV安規標示:保險絲本體印字為  , 標籤標示 

TUV mark:  on fuse body and  in label.

10 產品描述 Product Description:

描述 Description	安培數 Ampere Rating
TUC UDE ___A ___V(PF)	500mA~25A
TUC UDE-A ___A ___V(PF)	

例: TUC   UDE   A   V   (PF)  
           1       2       3       4       5

- 1 安規認證 Agency Approvals
- 2 系列品名 Series Model : UDE/UDE-A
- 3 安培數 Ampere Rating : 500mA~25A
- 4 伏特數 Voltage Rating : 500V
- 5 無鉛標示 Pb Free : (PF)

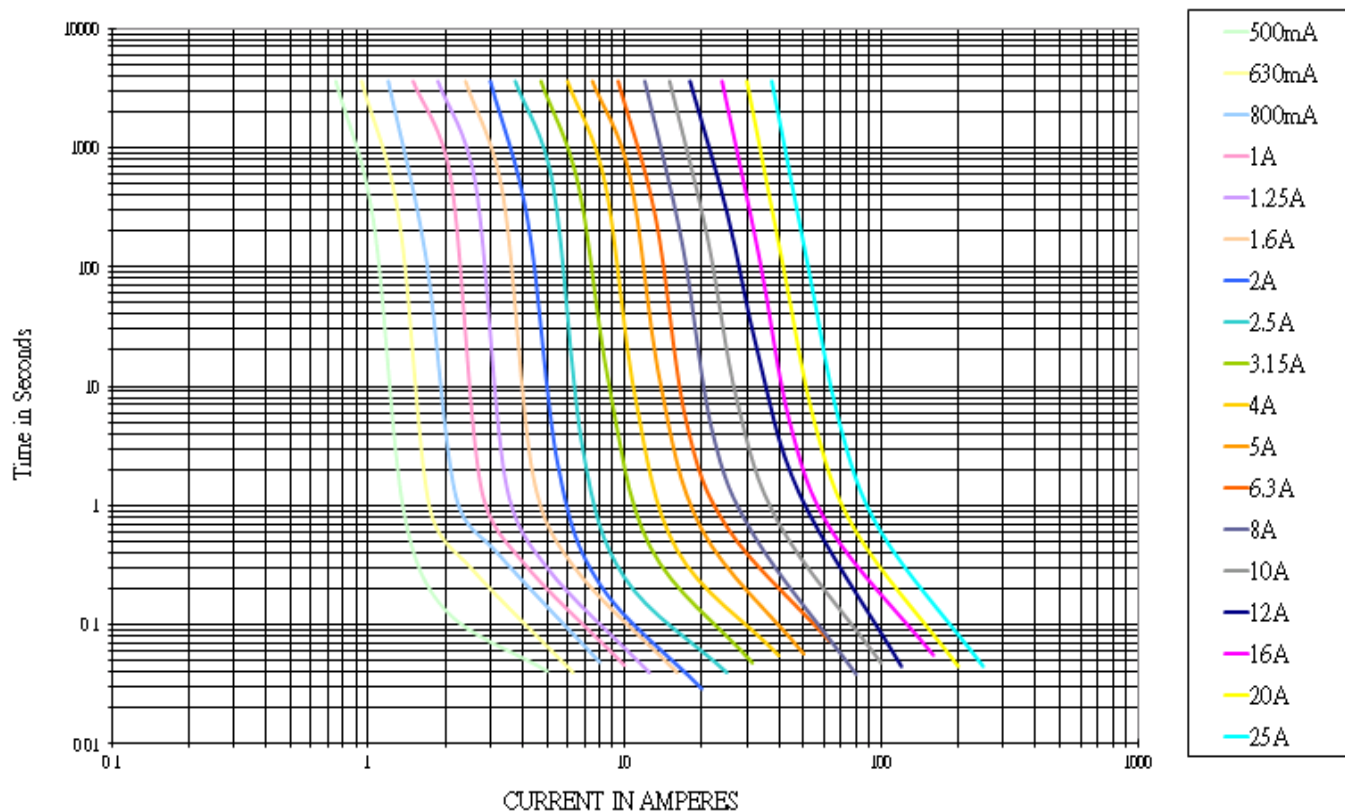
11 建議生產參數(無鉛焊錫使用)：

Recommended Process Parameters(for the action to Lead-free solder alloy)：

<p>11.1 波峰參數 Wave Parameter</p>	<p>預熱溫度 Preheat temperature 最低溫度：100度 Temperature Minimum：100°C 最高溫度：150度 Temperature Maximum：150°C</p>	<p>錫槽溫度 Solder Pot Temperature 260度 Maximum 260°C Maximum 焊接時間 2~5 seconds Solder Dwell Time: 2~5 seconds</p>
<p>11.2 建議手持烙鐵焊接參數 Recommended Hand-Solder Parameters</p>	<p>烙鐵溫度：350°C +/-5°C Solder Iron Temperature：350°C +/-5°C 加熱時間：5 seconds max. Heating Time：5 seconds max.</p>	

12 IT 曲線圖 IT Curve :

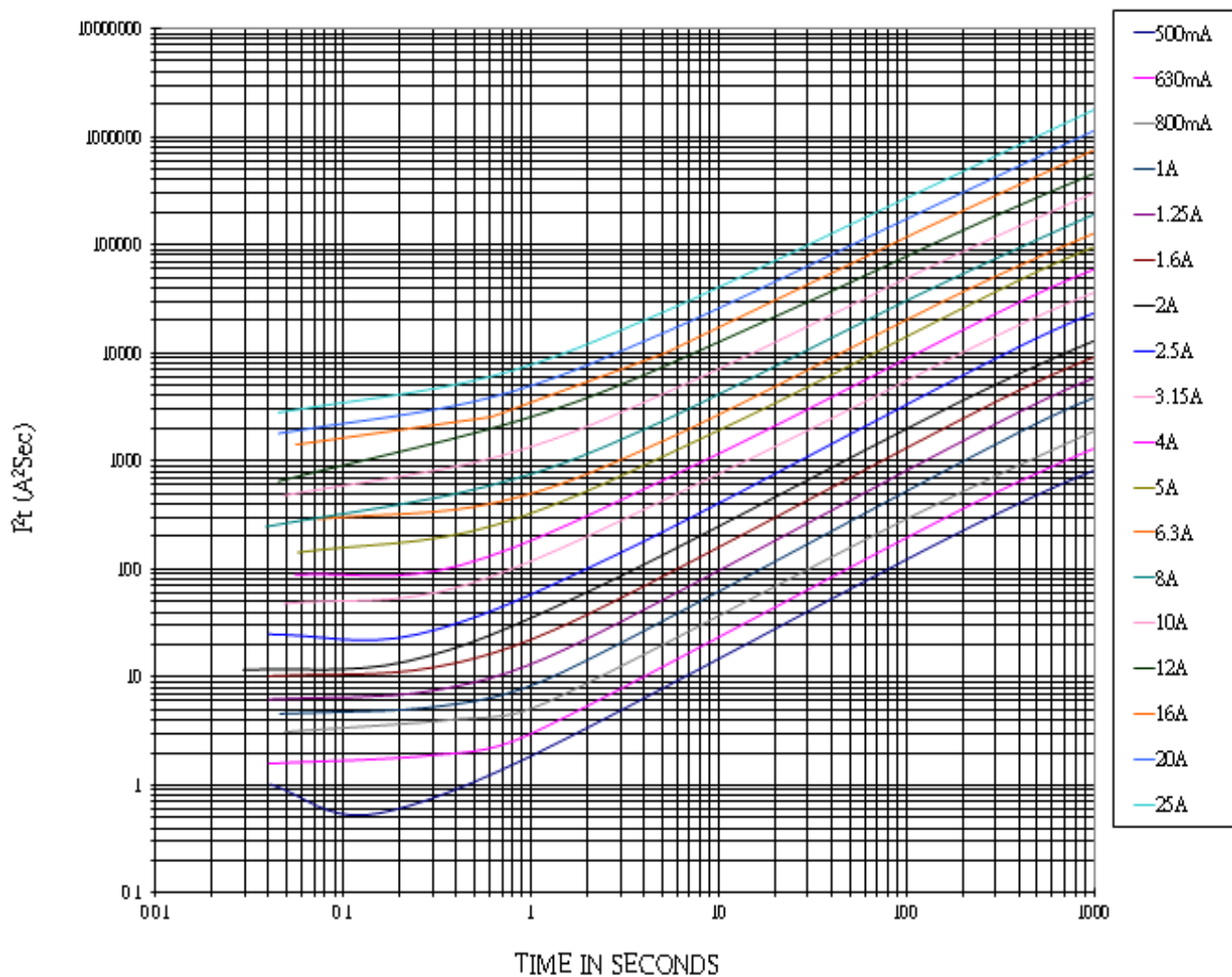
## Average Melting It Curves





13  $I^2t$  曲線圖  $I^2t$  Curve :

Average Melting  $I^2t$  Curves



Conquer Electronics Co., LTD.

No.26, Wucyuan 5th Rd., Wugu Dist.,(New Taipei Industrial Park) New Taipei City 24888, Taiwan TEL:+886-2-8990-2189 (代表號) FAX:+886-2-8990-2577

Peitou Factory : No. 15, Lane 120, Lite Road, Peitou, 11248, Taipei, Taiwan. TEL: +886-2-2895-8895 (代表號) FAX:+886-2-2895-8880

E-mail: conqfuse@ms62.hinet.net Official Website: <http://www.conquer.com.tw>

14 **高溫環境試驗 Derating Test**(For UDE 500mA~25A & UDE-A 500mA~10A):

本品置於70°C之高溫中，能以額定電流 (1.1 x In)通過1小時。

Derating Test (For UDE 500mA~25A & UDE-A 500mA~10A): In an air circulating oven at 70°C, the fuses can load 110% rated current for 1 hour and they shall not operate.

15 **焊錫性實驗 Solderability Test**(For UDE-A):

將保險絲安裝於電路板上，過錫爐試驗條件為250±3°C，時間3.0±0.3S，浸泡深度2.0±0.5mm，經過測試後，焊接點的金屬部份必須被焊錫完全覆蓋，呈現光滑明亮。

Fix the fuse in the pcb and into soldering pot, immersion conditions: (250±3)°C; (3.0±0.3)S, depth of immersion: 2.0±0.5mm. After test, the contact areas were covered with a smooth and bright solder coating.

16 **耐溫實驗 Soldering Heat Resistance**(For UDE-A):

將保險絲安裝於電路板上，過錫爐試驗條件為260±3°C，時間10±1S，浸泡深度2.0±0.5mm，經過測試後，保險絲是不能破裂的，保險絲上的標記是清楚的，保險絲上的色碼顏色是不能有變化，再量測壓降值，以額定電流，通過保險絲，其兩端壓降值不得超過最大值，可參考 IEC 60127-2 Sheet 5。

Fix the fuse in the pcb and into soldering pot, immersion conditions: (260±3)°C ; (10±1)S. depth of immersion: 2.0±0.5mm. After test, the fuse-link were not be cracked , marking were readable , color coding have not changed color, voltage drop did not exceed the maximum allowed in standard sheet.

17 **其他 Other:**

17.1 除非另有指定，上述機械、電器特性，係於常溫，標準狀況下測試之。

Unless otherwise, specified, all tests to be performed at 25±5°C and 35-75% RH.

17.2 於標準狀況下儲放一年，本品乃確保上述機械與電氣之特性。

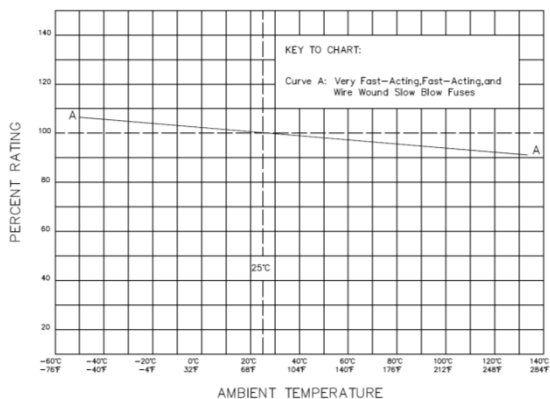
After one year's storage under normal condition, this item is guaranteed to meet the requirements mentioned above.

17.3 工作溫度：-55°C to +125°C

Operating Temperature : -55°C to +125°C

18 **Temperature Derating curve :**

CHART SHOWING EFFECT OF AMBIENT TEMPERATURE ON CURRENT-CARRYING CAPACITY



Conquer Electronics Co., LTD.

No.26, Wucyuan 5th Rd., Wugu Dist.,(New Taipei Industrial Park) New Taipei City 24888, Taiwan TEL:+886-2-8990-2189 (代表號) FAX:+886-2-8990-2577

Peitou Factory : No. 15, Lane 120, Lite Road, Peitou, 11248, Taipei, Taiwan. TEL: +886-2-2895-8895 (代表號) FAX:+886-2-2895-8880

E-mail: conqfuse@ms62.hinet.net Official Website: http://www.conquer.com.tw