

PCB terminal block - MKDS 3/ 2 - 1711026

Please be informed that the data shown in this PDF Document is generated from our Online Catalog. Please find the complete data in the user's documentation. Our General Terms of Use for Downloads are valid (<http://phoenixcontact.com/download>)




PCB terminal block, Nominal current: 24 A, Nom. voltage: 400 V, Pitch: 5 mm, Number of positions: 2, Connection method: Screw connection, Mounting: Soldering, Conductor/PCB connection direction: 0 °, Color: green, The article can be aligned to create different nos. of positions!

Why buy this product

- ✓ Well-known connection principle allows worldwide use
- ✓ Low temperature rise, thanks to maximum contact force
- ✓ Allows connection of two conductors
- ✓ Integrated protective guide prevents incorrect insertion of the conductor underneath the tension sleeve
- ✓ The latch on the side enables various numbers of positions to be combined



Key Commercial Data

| | |
|--------------------------------------|---------------------------------------------------------------------------------------------------------|
| Packing unit | 100 pc |
| Minimum order quantity | 100 pc |
| GTIN |  4 017918 023652 |
| Weight per Piece (excluding packing) | 3.72 g |
| Custom tariff number | 85369010 |
| Country of origin | Germany |

Technical data

Dimensions

| | |
|--------------------------|--------------|
| Length | 11.2 mm |
| Pitch | 5.00 mm |
| Dimension a | 5 mm |
| Width | 10 mm |
| Constructional height | 18 mm |
| Height | 23 mm |
| Length of the solder pin | 5 mm |
| Pin dimensions | 0,9 x 0,9 mm |
| Pin spacing | 5 mm |

PCB terminal block - MKDS 3/ 2 - 1711026

Technical data

Dimensions

| | |
|---------------|--------|
| Hole diameter | 1.3 mm |
|---------------|--------|

General

| | |
|----------------------------------------|-------------------------------------------------------|
| Range of articles | MKDS 3 |
| Insulating material group | I |
| Rated surge voltage (III/3) | 4 kV |
| Rated surge voltage (III/2) | 4 kV |
| Rated surge voltage (II/2) | 4 kV |
| Rated voltage (III/3) | 250 V |
| Rated voltage (III/2) | 400 V |
| Rated voltage (II/2) | 630 V |
| Connection in acc. with standard | EN-VDE |
| Nominal current I_N | 24 A |
| Nominal cross section | 2.5 mm ² |
| Maximum load current | 28 A (with 4 mm ² conductor cross section) |
| Insulating material | PA |
| Solder pin surface | Sn |
| Flammability rating according to UL 94 | V0 |
| Internal cylindrical gage | A3 |
| Stripping length | 8 mm |
| Number of positions | 2 |
| Screw thread | M3 |
| Tightening torque, min | 0.5 Nm |
| Tightening torque max | 0.6 Nm |

Connection data

| | |
|---------------------------------------------------------------------------------------|----------------------|
| Conductor cross section solid min. | 0.2 mm ² |
| Conductor cross section solid max. | 4 mm ² |
| Conductor cross section flexible min. | 0.2 mm ² |
| Conductor cross section flexible max. | 2.5 mm ² |
| Conductor cross section flexible, with ferrule without plastic sleeve min. | 0.25 mm ² |
| Conductor cross section flexible, with ferrule without plastic sleeve max. | 2.5 mm ² |
| Conductor cross section flexible, with ferrule with plastic sleeve min. | 0.25 mm ² |
| Conductor cross section flexible, with ferrule with plastic sleeve max. | 2.5 mm ² |
| Conductor cross section AWG min. | 24 |
| Conductor cross section AWG max. | 12 |
| 2 conductors with same cross section, solid min. | 0.2 mm ² |
| 2 conductors with same cross section, solid max. | 1.5 mm ² |
| 2 conductors with same cross section, stranded min. | 0.2 mm ² |
| 2 conductors with same cross section, stranded max. | 1.5 mm ² |
| 2 conductors with same cross section, stranded, ferrules without plastic sleeve, min. | 0.25 mm ² |

PCB terminal block - MKDS 3/ 2 - 1711026

Technical data

Connection data

| | |
|-----------------------------------------------------------------------------------------|----------------------|
| 2 conductors with same cross section, stranded, ferrules without plastic sleeve, max. | 0.75 mm ² |
| 2 conductors with same cross section, stranded, TWIN ferrules with plastic sleeve, min. | 0.5 mm ² |
| 2 conductors with same cross section, stranded, TWIN ferrules with plastic sleeve, max. | 1.5 mm ² |

Standards and Regulations

| | |
|----------------------------------------|--------|
| Connection in acc. with standard | EN-VDE |
| | CSA |
| Flammability rating according to UL 94 | V0 |

Classifications

eCl@ss

| | |
|------------|----------|
| eCl@ss 4.0 | 27141109 |
| eCl@ss 4.1 | 27141109 |
| eCl@ss 5.0 | 27141190 |
| eCl@ss 5.1 | 27141190 |
| eCl@ss 6.0 | 27261101 |
| eCl@ss 7.0 | 27440401 |
| eCl@ss 8.0 | 27440401 |

ETIM

| | |
|----------|----------|
| ETIM 3.0 | EC001121 |
| ETIM 4.0 | EC002643 |
| ETIM 5.0 | EC002643 |

UNSPSC

| | |
|---------------|----------|
| UNSPSC 6.01 | 30211801 |
| UNSPSC 7.0901 | 39121432 |
| UNSPSC 11 | 39121432 |
| UNSPSC 12.01 | 39121432 |
| UNSPSC 13.2 | 39121432 |

Approvals

Approvals

Approvals

CSA / UL Recognized / SEV / cUL Recognized / GL / CCA / EAC / cULus Recognized


PCB terminal block - MKDS 3/ 2 - 1711026


Approvals

Ex Approvals


Approvals submitted

Approval details

| | | |
|---------------------------------------------------------------------------------------|-------|-------|
| CSA  | | |
| | B | D |
| mm ² /AWG/kcmil | 28-12 | 28-12 |
| Nominal current I _N | 10 A | 10 A |
| Nominal voltage U _N | 300 V | 300 V |

| | | |
|---------------------------------------------------------------------------------------------------|-------|-------|
| UL Recognized  | | |
| | B | D |
| mm ² /AWG/kcmil | 30-12 | 30-12 |
| Nominal current I _N | 15 A | 10 A |
| Nominal voltage U _N | 300 V | 300 V |

| | |
|--------------------------------|-------|
| SEV | |
| mm ² /AWG/kcmil | 4 |
| Nominal voltage U _N | 250 V |

| | | |
|----------------------------------------------------------------------------------------------------|-------|-------|
| cUL Recognized  | | |
| | B | D |
| mm ² /AWG/kcmil | 30-12 | 30-12 |
| Nominal current I _N | 15 A | 10 A |
| Nominal voltage U _N | 300 V | 300 V |

| |
|----|
| GL |
|----|

| | |
|----------------------------|---|
| CCA | |
| mm ² /AWG/kcmil | 4 |

PCB terminal block - MKDS 3/ 2 - 1711026

Approvals

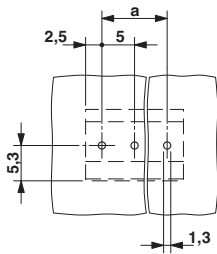
| | |
|--------------------|-------|
| Nominal voltage UN | 250 V |
|--------------------|-------|

| |
|-----|
| EAC |
|-----|

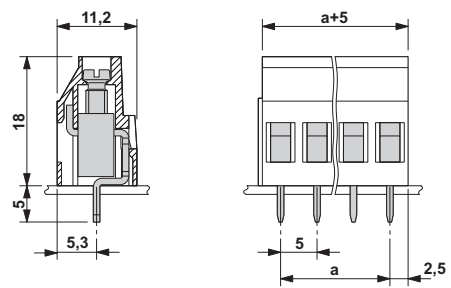
| |
|-------------------------------------------------------------------------------------------------------|
| cULus Recognized  US |
|-------------------------------------------------------------------------------------------------------|

Drawings

Drilling diagram



Dimensional drawing



PCB terminal block - MKDS 3/ 2 - 1711026

Diagram

