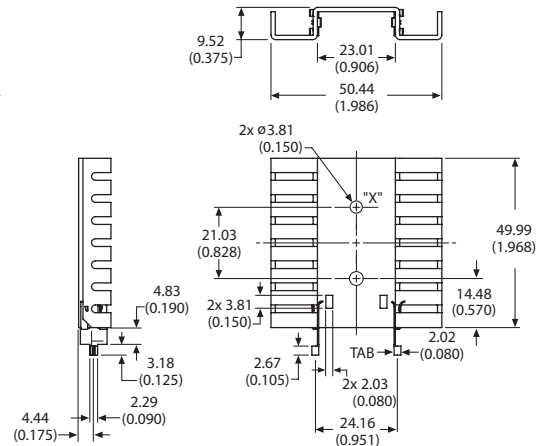
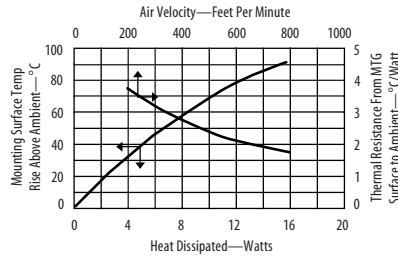




## 7022

### Channel style heat sink with folded back fins



**Channel style heat sink with folded back fins** for increased cooling surface area. Available with tin plated solderable tabs for easy attachment to the printed circuit card.

#### ORDERING INFORMATION

Part Number	Description	Finish	Dia of PCB Plated Thru Hole for Tabs
7022BG	Channel heat sink with no solderable tabs	Black anodize	
7022PBG	Channel heat sink with no solderable tabs	Pre black anodize*	
7022B-MTG	With solderable tabs	Black anodize	2.90 (0.114)
7022PB-MTG	With solderable tabs	Pre black anodize*	2.90 (0.114)

\* Edges cut during the manufacturing process will be unfinished. See page 110 for more information

#### POPULAR OPTIONS: 7022B-    G

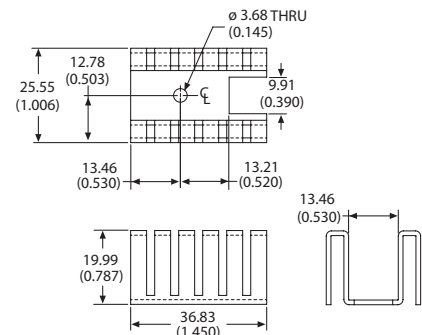
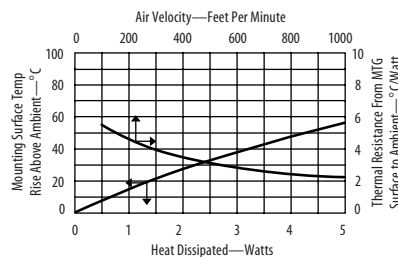
Base part no.      A

Position	Code	Description	Location	Details
A	TC11-MT	Insulated device mounting clip for TO-220 and solderable tabs	Hole X	Page 93, 98

For additional options see page 85

## 5510

### High performance channel style heat sink with folded back fins



**High performance channel style heat sink with folded back fins** for greater cooling capacity in a minimum of space when mounted horizontally. Folded back fin design maximizes surface area without increasing the vertical space required by the heat sink.

#### ORDERING INFORMATION

Part Number	Description
551002B00000G	High performance channel style heat sink with folded back fins

#### POPULAR OPTIONS: 551002B0  00  00G

Base part no.    A

Position	Code	Description	Details
A	01	6-32 Wave On threaded insert 0.100 stand off	Page 89

For additional options see page 82