

## K-Type Cable Markers



K-Type markers are used to identify wire bundles, cables, pipes and conduits. The oval shaped profile has been designed to allow markers to be accurately positioned onto a carrier strip. The marker and carrier strip assembly is attached to the substrate using cable ties. K-Type markers are ideal for post termination applications or where retrofitting is required.

Markers are supplied as internationally color coded yellow with pre-printed black legends. K-Type markers come in one standard size to fit carrier strips that can hold from 7 to 18 markers and are made from a plasticized PVC material. Suitable for industrial applications.

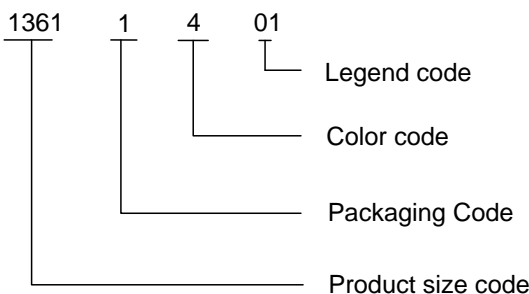
### KEY FEATURES

- Self-extinguishing
- Resistant to key Industrial fluids, including those used in Mass transit, aviation and military (defined by RW-2535)

### APPLICATIONS

- Post termination cable identification
- Identification of large cables, wire bundles, pipework and conduit.
- Installation friendly – easy to replace, ideal for retrofitting and repairs. Only cable ties are needed.
- Electric and Electronic Equipment, Light industrial

### PART DESCRIPTION



### TEMPERATURE RATING

Operating Temperature Range -45°C to 70°C (-40°F to 158°F)

### ENVIRONMENTAL

Information and a downloadable declaration covering RoHS and REACH compliance can be found at the 'TE Product Compliance Support Centre':

<http://www.te.com/en/resources/product-compliance.html>

### SPECIFICATIONS / APPROVALS

#### TE Connectivity Standard

- RW-2535

#### Industrial

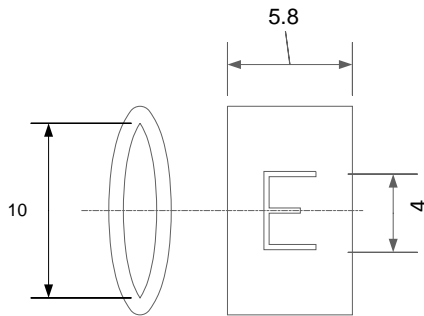
- BS 6746C:1993 Colour chart for insulation and sheath of electric cables
- IEC 60304 Standard Colours for Insulation for Low Frequency Cables and Wires

Where possible, TE have tested product as a finished item, including the print. Operational tests are followed by an assessment of mark adherence to validate fit form and function. Further details can be found in TE standard RW-2535.

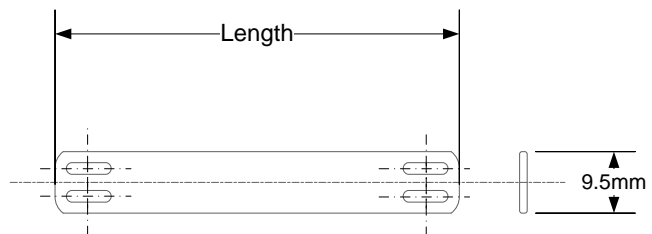
## ORDERING INFORMATION

## K-Type Cable Markers

### AVAILABLE FORMAT



Marker detail



Carrier strip detail

#### Dimensions in mm

#### MARKER

Size code	Marker size	Reel Quantity
1361	65	500

#### PACKAGING CODE

1 (Reel)

#### COLOR CODE

4 (Yellow)

#### LEGEND CODE

Legend	Code	Legend	Code	Legend	Code	Legend	Code
0	00	C	12	O	24	+	36
1	01	D	13	P	25	-	37
2	02	E	14	Q	26	/	38
3	03	F	15	R	27	~	39
4	04	G	16	S	28	Earth	40
5	05	H	17	T	29	)	41
6	06	I	18	U	30	Blank	42
7	07	J	19	V	31	:	43
8	08	K	20	W	32	,	44
9	09	L	21	X	33	<	45
A	10	M	22	Y	34	>	46
B	11	N	23	Z	35	=	47
						.	48

#### CARRIER STRIP

Order code	Carrier length mm (inches)	Marker Capacity	Quantity
11320000	66 (2.59)	7 Markers	500
11310000	97 (3.81)	12 Markers	500
11300000	134 (5.27)	18 Markers	250

Note all carrier strips are supplied in Black PVC

While TE has made every reasonable effort to ensure the accuracy of the information in this document, TE does not guarantee that it is error-free, nor does TE make any other representation, warranty or guarantee that the information is accurate, correct, reliable or current. TE reserves the right to make any adjustments to the information contained herein at any time without notice. TE expressly disclaims all implied warranties regarding the information contained herein, including, but not limited to, any implied warranties of merchantability or fitness for a particular purpose. The dimensions in this document are for reference purposes only and are subject to change without notice. Specifications are subject to change without notice. Consult TE for the latest dimensions and design specifications.

\*Trademark. TE Connectivity, TE connectivity (logo), and TE (logo) are trademarks. Other logos, product and/or company names may be trademarks of their respective owners.

# Mouser Electronics

Authorized Distributor

Click to View Pricing, Inventory, Delivery & Lifecycle Information:

[TE Connectivity:](#)

[13611606](#) [EC6505-000](#)