


- Ultra compact SIP package 0.55 x 0.30 x 0.40 inch
- Up to 96% efficiency – No heat-sink required
- Pin compatible with LMxx linear regulators
- Built in filter capacitors
- Operating temperature range -40°C to +85°C
- Excellent line / load regulation
- Short circuit protection
- 3-year product warranty



The new TSR 2 series step-down switching regulators are drop-in replacement for inefficient LMxx linear regulators. A high efficiency up to 96% allows full load operation up to +67°C ambient temperature without the need of any heat-sink or forced cooling. The TSR 2 switching regulators provide other significant features over linear regulators, i.e. better output accuracy ($\pm 2\%$), lower standby current of 2 mA and no requirement of external capacitors. The high efficiency and low standby power consumption makes these regulators an ideal solution for many battery powered applications.

Models					
Order Code	Output Current max.	Input Voltage Range	Output Voltage nom.	Efficiency typ.	
TSR 2-0512	2'000 mA	3 - 5.5 VDC (5 VDC nom.)	1.2 VDC	90 %	
TSR 2-0515			1.5 VDC	91 %	
TSR 2-0518			1.8 VDC	92 %	
TSR 2-0525			2.5 VDC	95 %	
TSR 2-2412		4.6 - 36 VDC (12 VDC nom.)	1.2 VDC	84 %	
TSR 2-2415			1.5 VDC	86 %	
TSR 2-2418			1.8 VDC	87 %	
TSR 2-2425			2.5 VDC	89 %	
TSR 2-2433			3.3 VDC	91 %	
TSR 2-2450			5 VDC	94 %	
TSR 2-2465			6.5 VDC	94 %	
TSR 2-2490			9 VDC	95 %	
TSR 2-24120		12 VDC	95 %		
TSR 2-24150		15 VDC	96 %		
			12 - 36 VDC (24 VDC nom.)		
			15 - 36 VDC (24 VDC nom.)		
		18 - 36 VDC (24 VDC nom.)			

Input Specifications

Input Current	- At no load	5 Vin models: 1 mA typ. 12 Vin models: 1 mA typ. 24 Vin models: 1 mA typ.
Recommended Input Fuse	- 12 Vin input	5 Vin models: 2'000 mA (slow blow) 24 Vin models: 3'150 mA (slow blow) 1.2 Vout models: 1'600 mA (slow blow) 1.5 Vout models: 1'600 mA (slow blow) 1.8 Vout models: 1'600 mA (slow blow) 2.5 Vout models: 2'500 mA (slow blow) 3.3 Vout models: 2'500 mA (slow blow) 5 Vout models: 2'500 mA (slow blow) 6.5 Vout models: 2'500 mA (slow blow)
Input Filter		Internal Capacitor

Output Specifications

Voltage Set Accuracy		±2% max.
Regulation	- Input Variation (Vmin - Vmax) - Load Variation (0 - 100%)	0.5% max. 1% max.
Ripple and Noise (20 MHz Bandwidth)		1.2 Vout models: 50 mVp-p typ. 1.5 Vout models: 50 mVp-p typ. 1.8 Vout models: 50 mVp-p typ. 2.5 Vout models: 50 mVp-p typ. 3.3 Vout models: 50 mVp-p typ. 5 Vout models: 50 mVp-p typ. 6.5 Vout models: 50 mVp-p typ. 9 Vout models: 75 mVp-p typ. 12 Vout models: 75 mVp-p typ. 15 Vout models: 75 mVp-p typ.
Capacitive Load		1.2 Vout models: 2'500 µF max. 1.5 Vout models: 2'000 µF max. 1.8 Vout models: 1'600 µF max. 2.5 Vout models: 1'200 µF max. 3.3 Vout models: 900 µF max. 5 Vout models: 600 µF max. 6.5 Vout models: 470 µF max. 9 Vout models: 330 µF max. 12 Vout models: 270 µF max. 15 Vout models: 200 µF max.
Minimum Load		Not required
Temperature Coefficient		±0.02 %/K max.
Start-up Time		5 ms typ.
Short Circuit Protection		Continuous, Automatic recovery
Overload Protection		Foldback Mode
Output Current Limitation		400% typ. of Iout max. (5 Vin models) 180% typ. (other input models)
Transient Response	- Peak Variation	300 mV typ. / 500 mV max. (50% Load Step) (24 Vin models) 150 mV typ. / 250 mV max. (50% Load Step) (other models)
	- Response Time	150 µs typ. / 200 µs max. (50% Load Step)

General Specifications

Relative Humidity	95% max. (non condensing)
-------------------	----------------------------------

All specifications valid at nominal voltage, full load and +25°C after warm-up time unless otherwise stated.

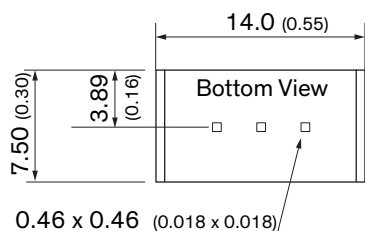
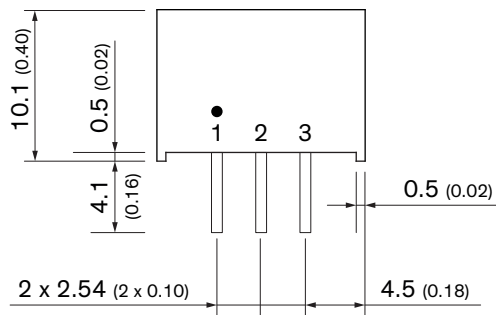
Temperature Ranges	- Operating Temperature - Case Temperature - Storage Temperature	-40°C to +85°C +105°C max. -55°C to +125°C
Power Derating	- High Temperature	See application note: www.tracopower.com/overview/tsr2
Over Temperature Protection Switch Off	- Protection Mode - Measurement Point	150°C typ. (Automatic recovery) Internal IC temperature
Cooling System		Natural convection (20 LFM)
Switching Frequency		1200 kHz typ. (PWM) (5 Vout models) 410 kHz typ. (PWM) (other models)
Insulation System		Non-isolated
Reliability	- Calculated MTBF	13'520'000 h (MIL-HDBK-217F, ground benign)
Environment	- Vibration - Thermal Shock	MIL-STD-810F MIL-STD-810F
Housing Material		Non-conductive Plastic (UL94 V-0 rated)
Potting Material		Silicone (UL 94 V-0 rated)
Pin Material		Copper
Pin Foundation Plating		Nickel (2 - 3 µm)
Pin Surface Plating		Tin (3 - 5 µm), matte
Soldering Profile		260°C / 10 s max.
Connection Type		THD (Through-Hole Device)
Weight		2.6 g
Environmental Compliance	- Reach - RoHS	www.tracopower.com/info/reach-declaration.pdf www.tracopower.com/info/rohs-declaration.pdf

Supporting Documents

Overview Link (for additional Documents)

www.tracopower.com/overview/tsr2

Outline Dimensions



Dimensions in mm (inch)
 Tolerances: x.xx ±0.5 (±0.02)
 Tolerances: x.xxx ±0.25 (±0.01)
 Pin pitch tolerances: ±0.25 (±0.01)
 Pin dimension tolerance: ±0.1 (±0.004)

Pinout

Pin	Function
1	+Vin
2	GND
3	+Vout

Mouser Electronics

Authorized Distributor

Click to View Pricing, Inventory, Delivery & Lifecycle Information:

TRACO Power:

[TSR 2-0512](#) [TSR 2-2433](#) [TSR 2-0515](#) [TSR 2-2412](#) [TSR 2-2415](#) [TSR 2-0525](#) [TSR 2-24150](#) [TSR 2-2450](#) [TSR 2-0518](#) [TSR 2-2418](#) [TSR 2-2490](#) [TSR 2-2465](#) [TSR 2-24120](#) [TSR 2-2425](#)