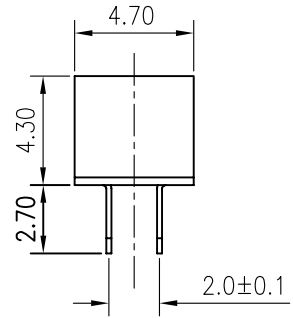
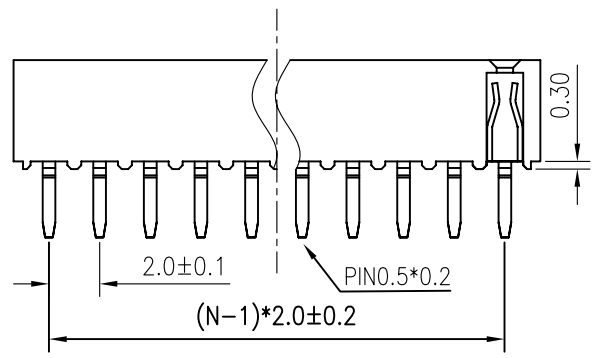
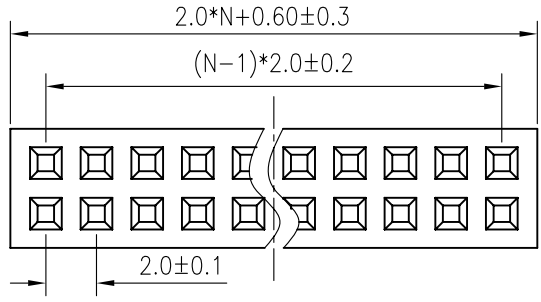
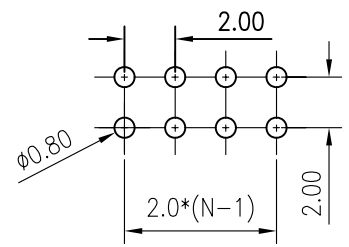


REV.	DESCRIPTION	DRAWN	CHECKED	APPROVED
A	NEW RELEASE	LJH 09/22/05'		LJC 05/09/06



N: NUMBER OF CONTACTS/2



RECOMMEND PCB LAYOUT(TOLERANCE=±0.05)

NOTES:

- ELECTRICAL CHARACTERISTICS:
 - CONTACT RESISTANCE: 20mΩ Max. INITIAL.
 - DIELECTRIC WITHSTANDING VOLTAGE: 500V AC(rms) FOR 1 MINUTE.
 - INSULATION RESISTANCE: 1000MΩ Min.
- ENVIRONMENT CHARACTERISTICS:
 - OPERATING TEMPERATURE: 0°C~+85°C.
 - STORAGE TEMPERATURE: -20°C~+70°C.
- PART NUMBER: DS1026-05
- PRODUCT NUMBER CODE:

DS1026-05 - X X X X X

- CONTACTS TYPE
V:VERTICAL TYPE
- HOUSING COLOR
B:BLACK
- CONTACT PLATING
8: FULL GOLD FLASH
- CONNECTOR TYPE
S:SOCKET
- No.OF CONTACTS
2*2-2*X
- SERIES No.
DS1026-05

GENERAL TOLERANCE		ANGLE TOLERANCE		PROJECTION	TITLE	FEMALE HEADER PITCH 2.0mm TYPE	
X.	±0.60	X.	±5°	mm			
.X	±0.38	.X	±3°	A4	SERIES	DS1026-05 SERIES	
.XX	±0.25	.XX	±2°				
PBD2-10 (PBD2-2x5)		PBD2-20 (PBD2-2x10)		PBD2-30 (PBD2-2x15)		PBD2-4 (PBD2-2x2)	
PBD2-12 (PBD2-2x6)		PBD2-22 (PBD2-2x11)		PBD2-32 (PBD2-2x16)		PBD2-40 (PBD2-2x20)	
PBD2-14 (PBD2-2x7)		PBD2-24 (PBD2-2x12)		PBD2-34 (PBD2-2x17)		PBD2-6 (PBD2-2x3)	
PBD2-16 (PBD2-2x8)		PBD2-26 (PBD2-2x13)		PBD2-36 (PBD2-2x18)		PBD2-8 (PBD2-2x4)	
PBD2-18 (PBD2-2x9)		PBD2-28 (PBD2-2x14)		PBD2-38 (PBD2-2x19)		PBD2-80 (PBD2-2x40)	

2	CONTACT		COPPER ALLOY	GOLD FLASH	DRAWING TYPE	CUSTOMER		
1	HOUSING		THERMOPLASTIC	UL 94 V-0	SCALE	1:1	SHEET	1 OF 1
ITEM	PART NAME	PART NO.	MATERILAS	FINISHED	DRAWING NO.	C-DS1026-05-XXXXX		