

# Series 805 Mighty Mouse Triple-Start Protective Cover Ordering Information

667-261 and 667-262



**Plug Cover**

### Protect Connectors From Damage

Machined aluminum or stainless steel protective covers have fluorosilicone gasket for a watertight fit.

### Polyurethane-Coated SST Wire Rope

offers high strength, excellent abrasion resistance and good flexibility. Or, choose Teflon® jacket for high temperature exposure.



**Receptacle Cover**

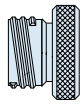


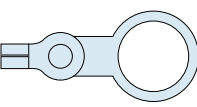
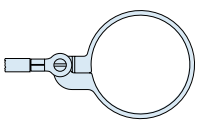
### Stainless Steel Fittings and Rings

Choose small diameter eye fittings for panel attachment. Larger rings fit under the jam nut or over cable jackets. Split rings can be installed on fully assembled cables.

**Braided Nylon Rope** provides excellent flexibility and good abrasion resistance, and can be ordered with slip knot fittings for easy installation on any size cable.

## HOW TO ORDER

### Sample Part Number

667-262	-M	-G	9	04	-6
Series	Shell Material / Finish	Attachment Type	Shell Size	Attachment Code	Attachment Length in Inches
 <p><b>667-261</b> Protective Cover for use with Series 805 Plugs</p>  <p><b>667-262</b> Protective Cover for use with Series 805 Receptacles</p>	<p><b>-C</b> Aluminum / Black Anodize (Non-Conductive) RoHS Compliant</p> <p><b>-M</b> Aluminum / Electroless Nickel RoHS Compliant</p> <p><b>-NF</b> Aluminum / Cadmium with Olive Drab Chromate</p> <p><b>-ZN</b> Aluminum / Zinc-Nickel with Olive Drab Chromate</p> <p><b>-ZNU</b> Aluminum / Zinc-Nickel with Black Chromate</p> <p><b>-MT</b> Aluminum / Nickel-PTFE RoHS Compliant</p> <p><b>-Z1</b> Stainless Steel / Passivated RoHS Compliant</p>	<p><b>-G</b> Nylon Rope</p> <p><b>-H</b> SST Wire Rope, Teflon® Jacket</p> <p><b>-N</b> No Attachment</p> <p><b>-S</b> SST Sash Chain</p> <p><b>-SK</b> Nylon Rope With Slip Knot</p> <p><b>-T</b> SST Wire Rope, No Jacket</p> <p><b>-U</b> SST Wire Rope, Polyurethane Jacket "SST" = Stainless Steel</p>	<p>8</p> <p>9</p> <p>10</p> <p>11</p> <p>12</p> <p>15</p> <p>18</p> <p>19</p> <p>23</p>	<p>Omit for attachment Types <b>N</b> (No Attachment) and <b>SK</b> (Slip Knot)</p> <div style="display: flex; align-items: center;">  <div style="margin-left: 10px;"> <p><b>01</b> - .126 (3.20) I.D.</p> <p><b>02</b> - .145 (3.68) I.D.</p> <p><b>04</b> - .188 (4.78) I.D.</p> <p><b>06</b> - .197 (5.00) I.D.</p> </div> </div> <div style="display: flex; align-items: center;">  <div style="margin-left: 10px;"> <p><b>14</b> - .385 (9.78) I.D.</p> <p><b>16</b> - .570 (14.48) I.D.</p> <p><b>17</b> - .635 (16.13) I.D.</p> <p><b>18</b> - .695 (17.65) I.D.</p> <p><b>24</b> - .766 (19.46) I.D.</p> <p><b>19</b> - .885 (22.48) I.D.</p> <p><b>20</b> - 1.070 (27.17) I.D.</p> <p><b>22</b> - 1.210 (30.73) I.D.</p> <p><b>23</b> - 1.275 (32.39) I.D.</p> <p><b>25</b> - 1.530 (38.86) I.D.</p> </div> </div> <div style="display: flex; align-items: center;">  <div style="margin-left: 10px;"> <p><b>50</b> - .420 (10.67) I.D.</p> <p><b>52</b> - .480 (12.19) I.D.</p> <p><b>54</b> - .635 (16.13) I.D.</p> <p><b>56</b> - .745 (18.92) I.D.</p> <p><b>58</b> - .885 (22.48) I.D.</p> <p><b>60</b> - 1.010 (25.65) I.D.</p> <p><b>64</b> - 1.125 (28.58) I.D.</p> <p><b>68</b> - 1.345 (34.16) I.D.</p> </div> </div>	<p>Omit for attachment Type <b>N</b> (No Attachment)</p> <p><b>Example</b> "-6" equals six inch length</p>

Dimensions in inches (millimeters) and are subject to change without notice.

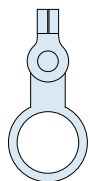
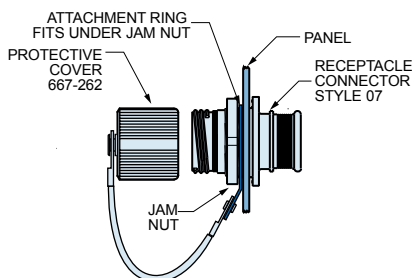




# Series 805 Mighty Mouse Triple-Start Protective Cover Dimensions

667-262

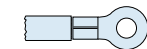
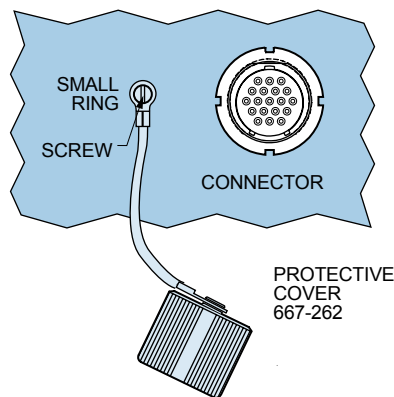
## Attaching a 667-262 Receptacle Cover to a Rear Panel Mounted Jam Nut Receptacle



Solid Ring

Dia. Code	Shell Size	Ring I.D.		Ring O.D.	
		In.	mm.	In.	mm.
		± .010	±0.25	± .015	± 0.38
16	8	.570	14.48	.685	17.40
18	9, 10	.695	17.65	.820	20.82
24	11	.766	19.46	1.140	28.96
19	12	.885	22.48	1.010	25.65
20	15	1.070	27.17	1.195	30.35
22	18	1.210	30.73	1.312	33.32
23	19	1.275	32.39	1.375	34.93
25	23	1.530	38.86	1.781	45.24

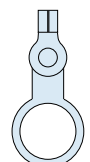
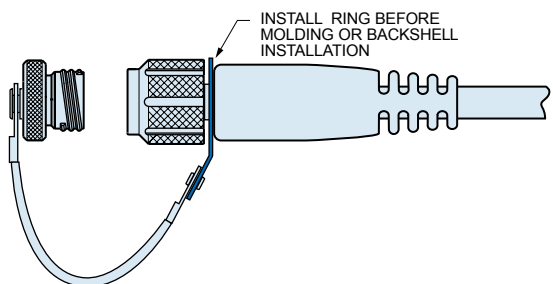
## Attaching a 667-262 Receptacle Cover to a Panel With a Screw



Small Ring for Attaching Receptacle Covers to a Panel with a Screw

Dia. Code	Screw Size	Ring I.D.		Ring O.D.	
		In.	mm.	In.	mm.
		±.005	±0.13	Max.	Max.
01	#4, M3	.126	3.20	.31	7.9
02	#6	.145	3.68	.31	7.9
04	#8, M4	.188	4.78	.31	7.9
06	#10	.197	5.00	.31	7.9

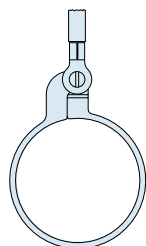
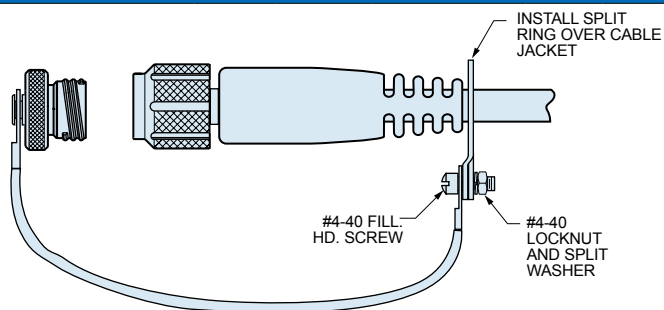
## Attaching a Cover to a Cable Assembly With a Solid Ring



Solid Ring

Dia. Code	Shell Size	Ring I.D.		Ring O.D.	
		In.	mm.	In.	mm.
		± .010	±0.25	± .015	± 0.38
14	8	.385	9.78	.510	12.95
16	9, 10, 11	.570	14.48	.685	17.40
17	12	.635	16.13	.760	19.30
19	15	.885	22.48	1.010	25.65
20	18, 19	1.070	27.17	1.195	30.35
22	23	1.210	30.73	1.312	33.32

## Attaching a Cover to a Cable Using a Split Ring or Slip Knot

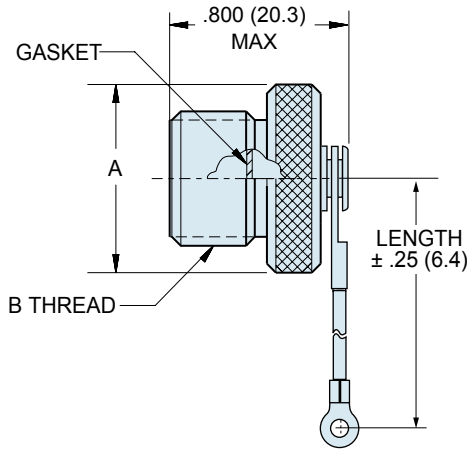


Large Split Ring for Attaching Covers to Cables

Dia. Code	Max. Cable Dia. (in.)	Ring Diameter			
		Min. ID		Max. OD	
		In.	mm.	In.	mm.
50	.410	.420	10.67	.580	14.73
52	.470	.480	12.19	.640	16.26
54	.625	.635	16.13	.796	20.22
56	.735	.745	18.92	.905	22.99
58	.875	.885	22.48	1.046	26.57
60	1.000	1.010	25.65	1.171	29.74
64	1.115	1.125	28.58	1.285	32.64
68	1.335	1.345	34.16	1.505	38.23

Dimensions in inches (millimeters) and are subject to change without notice.

**Series 805 Mighty Mouse Triple-Start  
Protective Cover Dimensions  
667-261 and 667-262**



**667-261 Plug Cover**

**667-262 Receptacle Cover**

Shell Size	A Max.		B	C
	In.	mm.		
8	.653	16.59	.5000-.1P-.3L-TS-2A	.5000-.1P-.3L-TS-2B
9	.715	18.16	.5625-.1P-.3L-TS-2A	.5625-.1P-.3L-TS-2B
10	.778	19.76	.6250-.1P-.3L-TS-2A	.6250-.1P-.3L-TS-2B
11	.841	21.36	.6875-.1P-.3L-TS-2A	.6875-.1P-.3L-TS-2B
12	.903	22.94	.7500-.1P-.3L-TS-2A	.7500-.1P-.3L-TS-2B
15	1.091	27.71	.9375-.1P-.3L-TS-2A	.9375-.1P-.3L-TS-2B
18	1.278	32.46	1.1250-.1P-.3L-TS-2A	1.1250-.1P-.3L-TS-2B
19	1.340	34.04	1.1870-.1P-.3L-TS-2A	1.1870-.1P-.3L-TS-2B
23	1.600	40.64	1.4375-.1P-.3L-TS-2A	1.4375-.1P-.3L-TS-2B

MATERIALS AND FINISHES	
Cover	Aluminum alloy or stainless steel
Gasket	Fluorosilicone rubber
Wire, Hardware	Stainless steel, passivated

LANYARD OPTIONS	
<b>Nylon Rope</b>	-55° to +100°C., black, very flexible, very good abrasion resistance, good resistance to fuels, .120" (3mm) diameter
<b>Polyurethane Coated Wire Rope</b>	Black polyurethane over stainless steel rope, -55° to +125°C., very flexible, excellent abrasion resistance, excellent resistance to fuels, .080" (2mm) diameter
<b>Teflon® Jacketed Wire Rope</b>	Translucent FEP jacket over stainless steel, -55° to +200°C., fair flexibility, good abrasion resistance, .100" diameter
<b>Sash Chain</b>	Stainless steel, #8 chain, .240" (6mm)
<b>Slip Knot (SK)</b> for Attaching Covers to Cable	55° to +100°C., black, very flexible, very good abrasion resistance, good resistance to fuels, .120" (3mm) diameter. Length includes .5" (13mm) diameter loop.

Dimensions in inches (millimeters) and are subject to change without notice.



# Mouser Electronics

Authorized Distributor

Click to View Pricing, Inventory, Delivery & Lifecycle Information:

## Glenair:

[667-262-NF-H1822-4](#) [667-262-NF-H1923-4](#) [667-262-Z1-N11](#) [667-262-Z1-N8](#) [667-262-M-G1519-6](#) [667-262-M-N11](#)  
[667-262-M-S1101-2](#) [667-262-M-U1219-4](#) [667-262-M-G1219-4](#) [667-262-M-G1822-4](#) [667-262-M-N9](#) [667-262-M-S918-](#)  
[6](#) [667-262-MT-H1923-5](#) [667-262-MT-H918-4](#) [667-262-NF-G1520-4](#) [667-262-NF-U1101-3](#) [667-262-M-S1001-2](#) [667-](#)  
[262-M-S801-2](#) [667-262-NF-SK11-6](#) [667-262-M-S1520-6](#) [667-262-M-S1201-2](#) [667-262-NF-S1102-3](#) [667-262-M-S901-](#)  
[2](#) [667-262-NF-G1018-3](#) [667-262-NF-S901-3](#) [667-262-NF-H1201-3](#) [667-262-NF-S1502-6](#) [667-262-NF-S1004-6](#) [667-](#)  
[262-NF-G1902-4](#) [667-262-NF-G1802-4](#) [667-262-NF-H901-3](#) [667-262-NF-H901-5](#) [667-262-NF-N10](#) [667-262-NF-N11](#)  
[667-262-NF-N12](#) [667-262-NF-N8](#) [667-262-NF-S918-3](#) [667-262-NF-U1101-6-59](#) [667-262-NF-U816-3](#) [667-262-MT-](#)  
[N10](#) [667-262-MT-SK9-3](#) [667-262-NF-G1001-6](#) [667-262-NF-H1001-3](#) [667-262-M-N18](#) [667-262-M-S1018-6](#) [667-262-](#)  
[M-S918-3](#) [667-262-M-N8](#) [667-262-M-H816-4](#) [667-262-M-N10](#) [667-262-NF-H918-6](#) [667-262-ZNU-G1904-6](#) [667-262-](#)  
[M-H806-3](#) [667-262-ZR-U918-6](#) [667-262-M-N12](#) [667-262-M-N15](#) [667-262-M-S816-6](#) [667-262-NF-G918-3](#) [667-262-](#)  
[NF-H1219-6](#) [667-262-NF-H854-3](#) [667-262-Z1-N12](#) [667-262-Z1-N15](#) [667-262-ZN-S901-4](#) [667-262-Z1-G1219-4](#) [667-](#)  
[262-NF-G1101-3](#)