



50 – 600 Watts; 1 – 3 Outputs

Features & Benefits

- RoHS Compliant (VE versions)
- Inputs 24, 48 and 300V_{DC}
- Any output: 1 – 95V_{DC}
- Meets EN55022 Class A conducted emissions (See Notes)
- cULus, cTÜVus (60950-1)
- CE marked (LVD)
- 80 – 90% efficiency
- Up to 10W/in³
- Overall disable
- Overvoltage shut down

Product Description

ComPAC delivers up to 600W from one, two, or three outputs in a package just 0.99in [25,2mm] in height with the field-proven performance, high efficiency and high reliability inherent in Vicor component-level power converters. ComPAC meets conducted emissions of EN55022 Class A. ComPAC is offered with input voltage ranges optimized for industrial and telecommunication applications and provides extended input overvoltage capability, undervoltage lockout and overall disable.

Packaging Options

Conduction Cooled Models Available. Add “-CC” to the end of the part number. (Consult factory for details.)
Extended heat sink available. Add “-H1” to end of part number.

Configuration Chart

Configuration ^[a]	Output Power	Number of Modules	Dimensions
Single Output			
VI-LC	50 – 200W	1	8.6 x 2.5 x 0.99in [218,4 x 63,5 x 25,2mm]
VI-MC	100 – 400W	2	8.6 x 4.9 x 0.99in [218,4 x 124,5 x 25,2mm]
VI-NC	300 – 600W	3	8.6 x 7.3 x 0.99in [218,4 x 185,4 x 25,2mm]
Dual Output			
VI-PC	100 – 400W	2	8.6 x 4.9 x 0.99in [218,4 x 124,5 x 25,2mm]
VI-QC	150 – 600W	3	8.6 x 7.3 x 0.99in [218,4 x 185,4 x 25,2mm]
Triple Output			
VI-RC	150 – 600W	3	8.6 x 7.3 x 0.99in [218,4 x 185,4 x 25,2mm]

^[a] Substitute VE– for VI– for RoHS-compliant versions

Input Voltage

Nominal	Input Range Full Power	Maximum Power ^[b]	Low Line 75% Max. Power	Transient (1s)
1 = 24V	21 – 32V	(1)	18	36
W = 24V	18 – 36V	(1)	N/A	N/A
3 = 48V	42 – 60V	(2)	41	72
N = 48V	36 – 76V	(2)	N/A	N/A
6 = 300V	200 – 400V	(2)	188	425
^[b] Max Output per Module	5V Outputs	>5V Outputs	<5V Outputs	
(1)	150W	150W	30A	
(2)	200W	200W	40A	

Output Voltage

Z = 2V	2 = 15V
Y = 3.3V	N = 18.5V
0 = 5V	3 = 24V
X = 5.2V	L = 28V
W = 5.5V	J = 36V
V = 5.8V	K = 40V
T = 6.5V	4 = 48V
R = 7.5V	H = 52V
M = 10V	F = 72V
1 = 12V	D = 85V
P = 13.8V	B = 95V

Product Grade Case Temps. °C

Grade	Operating	Storage
E =	–10 to +85	–20 to +100
C =	–25 to +85	–40 to +100
I =	–40 to +85	–55 to +100
M =	–55 to +85	–65 to +100

Output Power / Current

V _{OUT} ≥ 5V	V _{OUT} < 5V
W = 100W	W = 20A
V = 150W	V = 30A
U = 200W	U = 40A
S = 300W	S = 60A
Q = 400W	Q = 80A

Output Power / Current

V _{OUT} ≥ 5V	V _{OUT} < 5V
Y = 50W	Y = 10A
X = 75W	X = 15A
W = 100W	W = 20A
V = 150W	V = 30A
U = 200W	U = 40A

Output Power / Current

V _{OUT} ≥ 5V	V _{OUT} < 5V
S = 300W	S = 60A
P = 450W	P = 90A
M = 600W	M = 120A

Configurable Specifications

Typical at $T_{BP} = 25^{\circ}\text{C}$, nominal line and 75% load, unless otherwise specified, V_{NOM} is factory set output voltage and I_{NOM} is maximum rated output current.

Input Specifications

Parameter	E-Grade			C-, I-, M-Grade			Unit	Test Conditions
	Min	Typ	Max	Min	Typ	Max		
24V	21	24	32	21	24	32	V_{DC}	See Fusing Information on Page 3
24V Wide	18	24	36	18	24	36	V_{DC}	
48V	42	48	60	42	48	60	V_{DC}	
48V Wide	36	48	76	36	48	76	V_{DC}	
300V	200	300	400	200	300	400	V_{DC}	
No Load Power Dissipation ^[c]	1.35		2	1.35		2	Watts	
Overall Disable Input Current ^[c] (Absolute Max., 20mA)	4			4			mA	Sink or source to disable optocoupler (See Section 18 ComPAC Technical Description in VI-200™/VI-J00™ Applications Manual)
Quiescent Input Current Logic Disable ^[c]		7	10		7	10	mA	Current drawn from source when disabled

^[c] For MC, PC series, multiply value by 2; for NC, QC, RC series, multiply value by 3.

Output Specifications

Applies to each output individually.

Parameter	E-Grade			C-, I-, M-Grade			Units	Test Conditions
	Min	Typ	Max	Min	Typ	Max		
Set Point Accuracy		1%	2%		0.5%	1%	V_{NOM}	
Load / Line Regulation			0.5%		0.05%	0.2%	V_{NOM}	LL to HL, 10% to full load
Load / Line Regulation			1%		0.2%	0.5%	V_{NOM}	LL to HL, no load to full load
Output Temperature Drift		0.02			0.01	0.02	$\%^{\circ}\text{C}$	Over-rated temperature range
Long-Term Drift		0.02			0.02		$\%/1\text{khrs.}$	
Output Ripple								
2V, 3.3V			150		60	100	mV_{P-P}	20MHz bandwidth
5V			250		100	150	mV_{P-P}	20MHz bandwidth
10 – 48V			3%		0.75%	1.5%	$V_{NOMp,p}$	20MHz bandwidth
Output Voltage Trimming ^[d]	50%		110%	50%		110%	V_{NOM}	
Total Remote-Sense Compensation ^[d]	0.5			0.5			Volts	0.25V maximum allowable drop in –OUT lead
OVP Set Point		125%		115%	125%	135%	V_{NOM}	Recycle power to restart
Current Limit	105%		135%	105%		125%	I_{NOM}	Automatic restart
Short-Circuit Current ^[e]	20%		140%	20%		130%	I_{NOM}	

^[d] 10, 12 and 15V outputs, trim range $\pm 10\%$. Consult factory for wider trim range.

^[e] Output voltages of 5V or less incorporate foldback current limiting, outputs greater than 5V incorporate straight line current limiting.

Configurable Specifications (Cont.)

Thermal Characteristics

Parameter	E-Grade			C-, I-, M-Grade			Units	Test Conditions
	Min	Typ	Max	Min	Typ	Max		
Efficiency	78 – 88%			80 – 90%				for 5V outputs and higher
Shut-Down Temp. — Case ^[f]	90	95	105	90	95	105	°C	Cool and recycle power to restart
Operating Temp. — Case	85			85			°C	See Thermal Curves

^[f] Shut-down temperature threshold is above maximum operating temperature. For over temperature protection, external means of disable should be employed below maximum operating temperature.

Isolation Characteristics

Parameter	E-Grade			C-, I-, M-Grade			Unit	Test Conditions
	Min	Typ	Max	Min	Typ	Max		
Isolation								
Input to Output	4,242			4,242			V _{DC}	
Output to Case	707			707			V _{DC}	
Input to Case	2,121			2,121			V _{DC}	

Mechanical Specifications

Parameter	E-Grade			C-, I-, M-Grade			Units	Test Conditions
	Min	Typ	Max	Min	Typ	Max		
Weight ^[g]	19.2			19.2			Ounces	
	[544]			[544]			[Grams]	

^[g] For MC, PC series, multiply value by 2; for NC, QC, RC series, multiply value by 3.

Fusing Information

Input Voltage	24V	48V	300V
LC Series (200W)	10A	7A	2A
MC, PC Series (400W)	20A	15A	4A
NC, QC, RC Series (600W)	35A	25A	6A

Configurable Specifications (Cont.)

Agency Approvals

Safety Standards	Markings	Notes
ANSI / ISA 12.12.01 - 2012, C22.2 No. 213-M1987 UL / CSA / EN / IEC 60950-1	cURus cURus, cTÜVus, CE Marked	Low Voltage Directive and RoHS Recast Directive as applicable.

EMI / EMC Characteristics

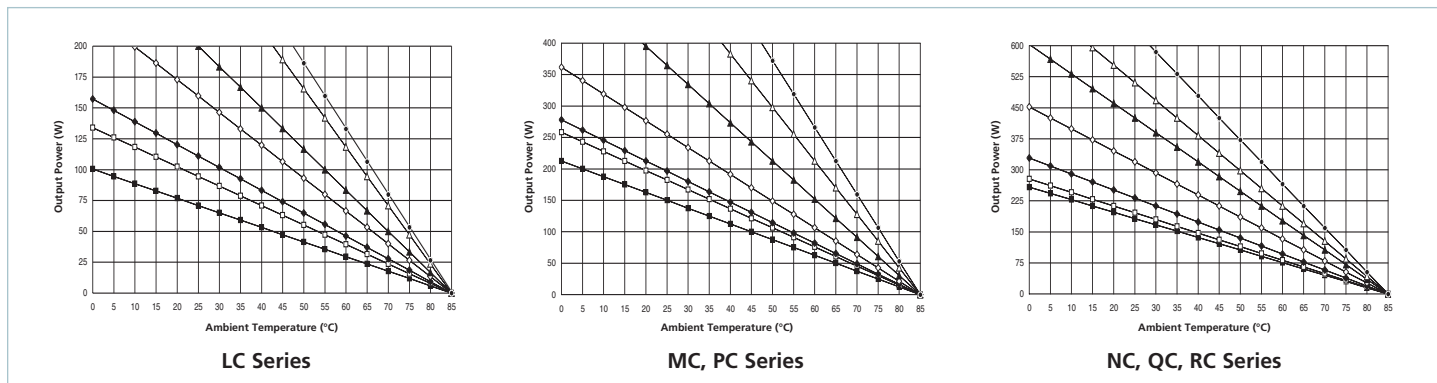
Performed on selected samples representative of the ComPAC product family.

Parameter	Notes
Conducted Emissions EN 55022, Class A	3-Module configurations may require additional filter components under certain line and load conditions to comply with EN55022 class A.
ESD IEC 61000-4-2 Level 4	Top, Bottom and Sides

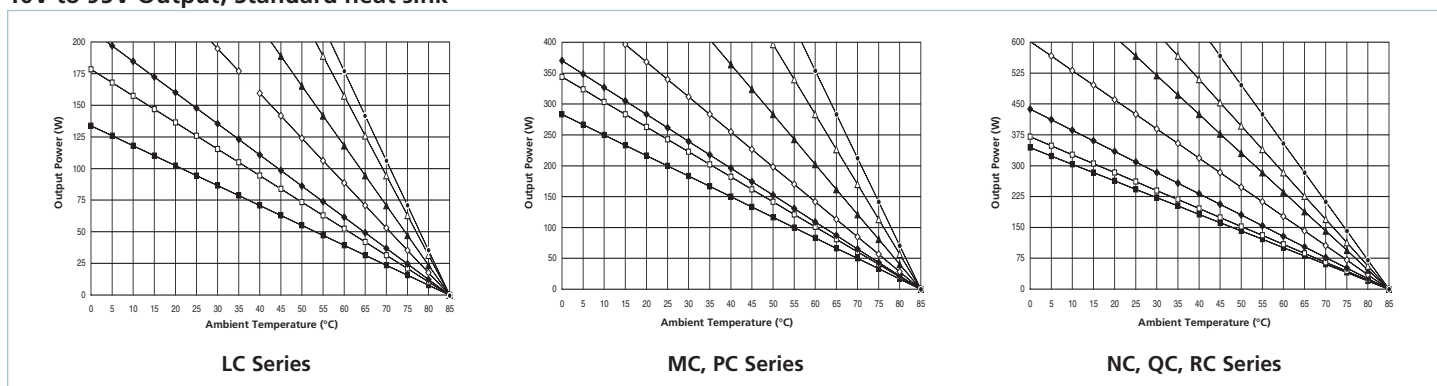
Thermal Curves

—■— FREE AIR —□— 50LFM —◆— 100LFM —◇— 250LFM —▲— 500LFM —△— 750LFM —●— 1000LFM

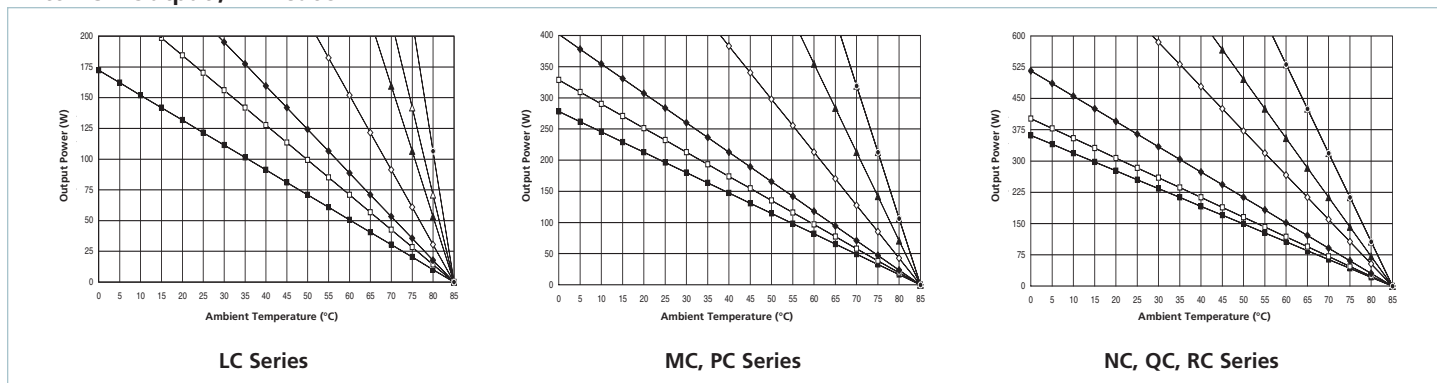
2V to 7.5V Output, Standard heat sink



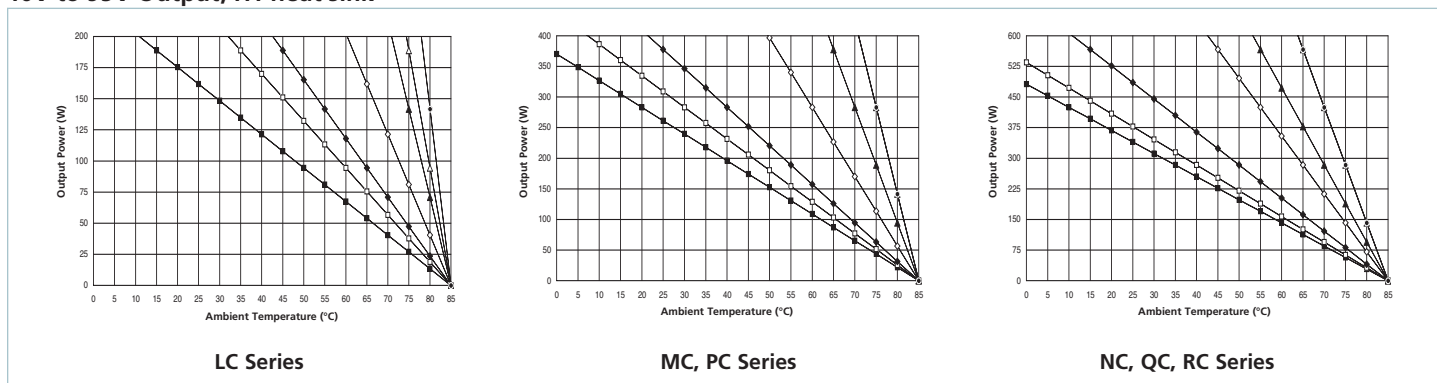
10V to 95V Output, Standard heat sink



2V to 7.5V Output, H1 heat sink



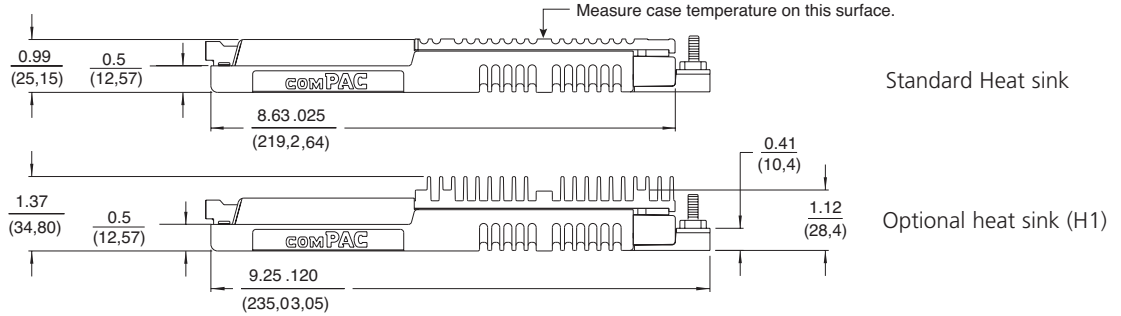
10V to 95V Output, H1 heat sink



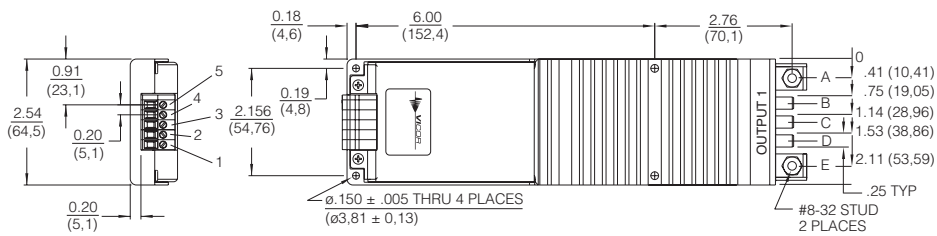
Mechanical Drawings

INPUTS	
1	Ground
2	-Input
3	+Input
4	Disable-
5	Disable+
OUTPUTS	
A	+Output
B	+Sense
C	Trim
D	-Sense
E	-Output

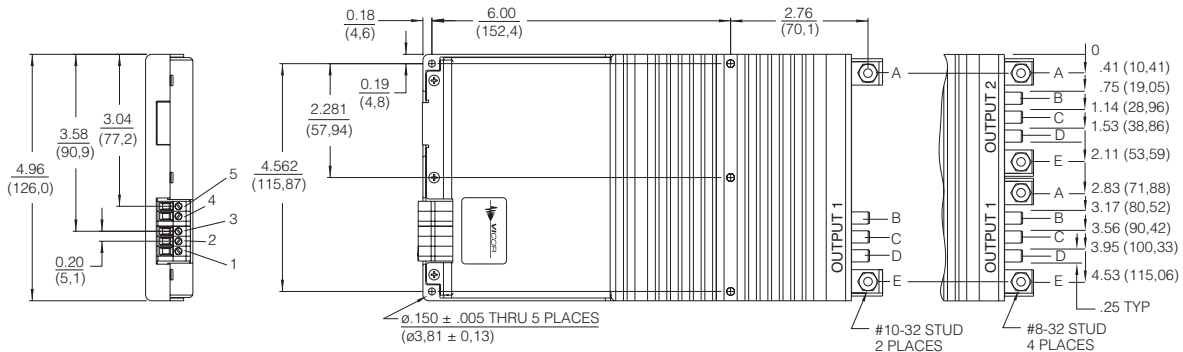
All Models



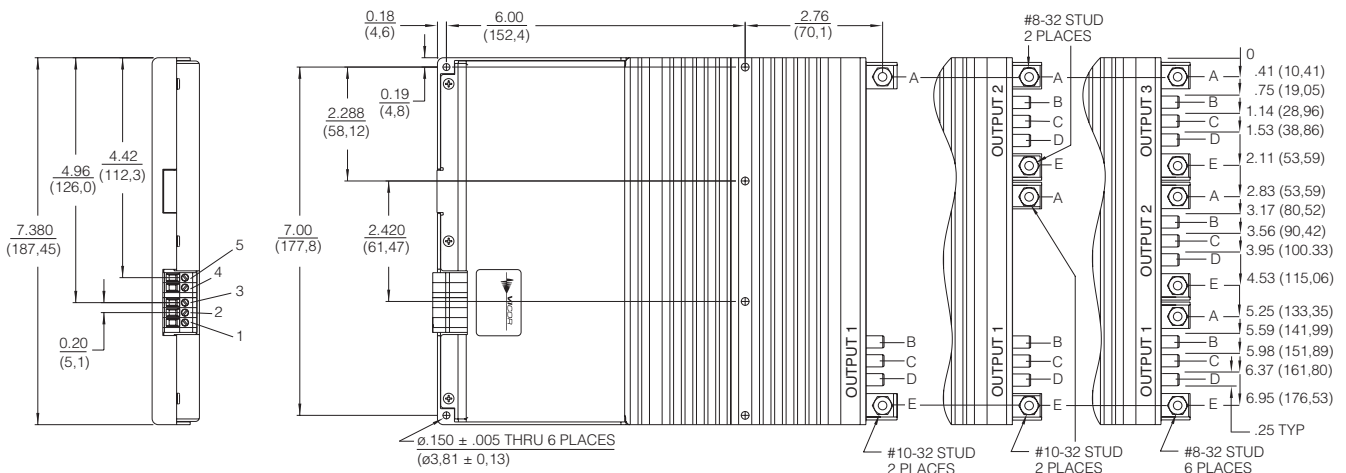
LC Series



MC, PC Series

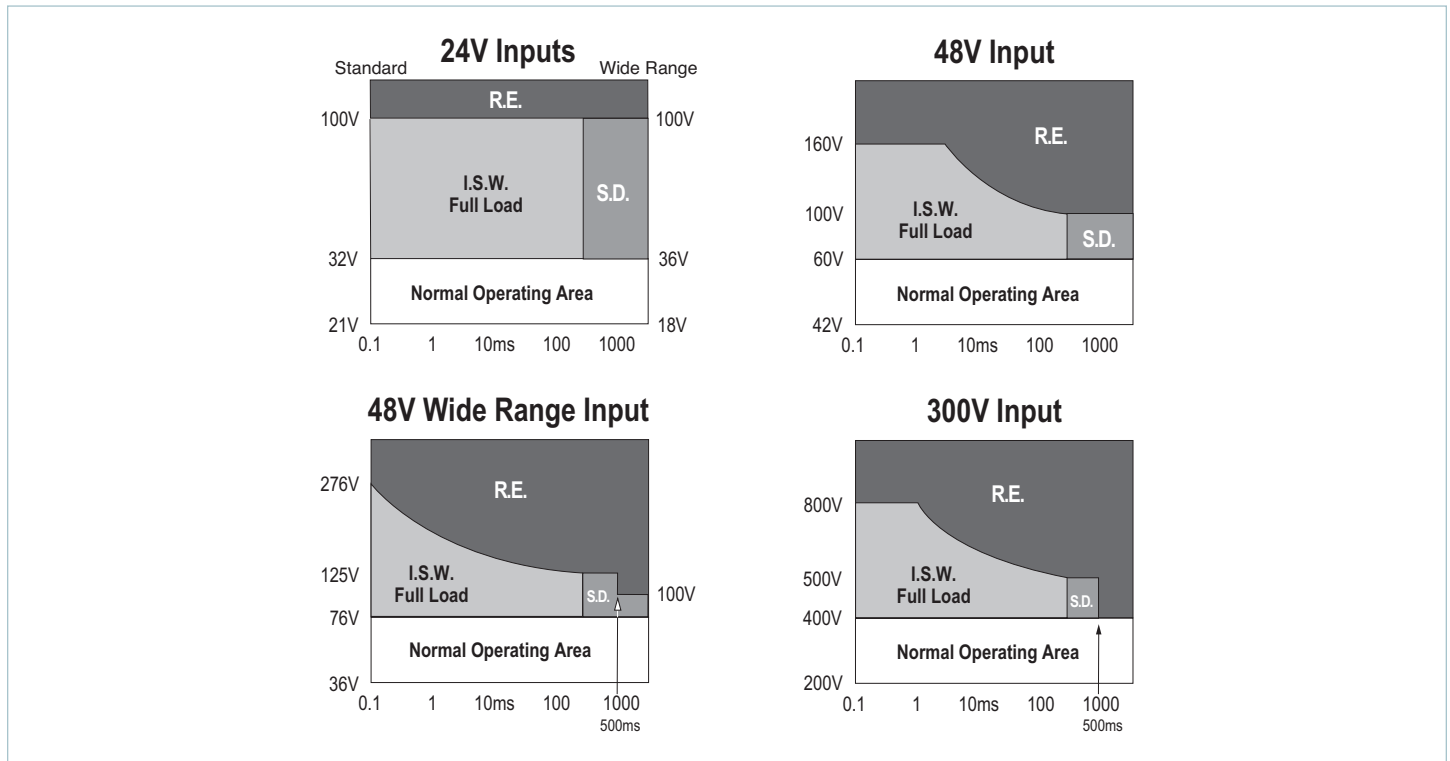


NC, QC, RC Series



Long-Term Safe Operating Area Curves

1% duty cycle max., $Z_s = 0.5\Omega$, for short duration transient capability refer to specifications.



I.S.W.: Input surge withstand, no degradation of performance. **R.E.:** Ratings Exceeded. **S.D.:** Shutdown

Vicor's comprehensive line of power solutions includes high density AC-DC and DC-DC modules and accessory components, fully configurable AC-DC and DC-DC power supplies, and complete custom power systems.

Information furnished by Vicor is believed to be accurate and reliable. However, no responsibility is assumed by Vicor for its use. Vicor makes no representations or warranties with respect to the accuracy or completeness of the contents of this publication. Vicor reserves the right to make changes to any products, specifications, and product descriptions at any time without notice. Information published by Vicor has been checked and is believed to be accurate at the time it was printed; however, Vicor assumes no responsibility for inaccuracies. Testing and other quality controls are used to the extent Vicor deems necessary to support Vicor's product warranty. Except where mandated by government requirements, testing of all parameters of each product is not necessarily performed.

Specifications are subject to change without notice.

Visit <http://www.vicorpower.com/dc-dc-power-systems/compac> for the latest product information.

Vicor's Standard Terms and Conditions and Product Warranty

All sales are subject to Vicor's Standard Terms and Conditions of Sale, and Product Warranty which are available on Vicor's webpage (<http://www.vicorpower.com/termsconditionswarranty>) or upon request.

Life Support Policy

VICOR'S PRODUCTS ARE NOT AUTHORIZED FOR USE AS CRITICAL COMPONENTS IN LIFE SUPPORT DEVICES OR SYSTEMS WITHOUT THE EXPRESS PRIOR WRITTEN APPROVAL OF THE CHIEF EXECUTIVE OFFICER AND GENERAL COUNSEL OF VICOR CORPORATION. As used herein, life support devices or systems are devices which (a) are intended for surgical implant into the body, or (b) support or sustain life and whose failure to perform when properly used in accordance with instructions for use provided in the labeling can be reasonably expected to result in a significant injury to the user. A critical component is any component in a life support device or system whose failure to perform can be reasonably expected to cause the failure of the life support device or system or to affect its safety or effectiveness. Per Vicor Terms and Conditions of Sale, the user of Vicor products and components in life support applications assumes all risks of such use and indemnifies Vicor against all liability and damages.

Intellectual Property Notice

Vicor and its subsidiaries own Intellectual Property (including issued U.S. and Foreign Patents and pending patent applications) relating to the products described in this data sheet. No license, whether express, implied, or arising by estoppel or otherwise, to any intellectual property rights is granted by this document. Interested parties should contact Vicor's Intellectual Property Department.

Contact Us: <http://www.vicorpower.com/contact-us>

Vicor Corporation
25 Frontage Road
Andover, MA, USA 01810
Tel: 800-735-6200
Fax: 978-475-6715
www.vicorpower.com

email

Customer Service: custserv@vicorpower.com
Technical Support: apps@vicorpower.com

Mouser Electronics

Authorized Distributor

Click to View Pricing, Inventory, Delivery & Lifecycle Information:

Vicor:

[VI-LCW3-EX](#) [VI-LCW3-CV](#) [VI-LC11-EY](#) [VI-RC1134-CYYV](#) [VI-LC33-EY](#) [VI-RC1134-CYYU](#) [VI-LC33-EW](#) [VI-PCWPP-CVX](#) [VI-RC6134-EVVV](#) [VI-RCWX22-CWWW](#) [VI-LCW3-IY](#) [VI-PCW22-IYY](#) [VI-LC1F-CW](#) [VI-LC13-EV](#) [VI-LC63-EV](#) [VI-LCW3-IY-H1](#) [VI-RCW022-MYYY](#) [VI-PCN33-CVV](#) [VI-PCWJ0-CWY](#) [VI-PCN00-EWY](#) [VI-PCN01-CUU](#) [VI-RCN011-EVYY](#) [VI-PCW2X-MWX-CC](#) [VI-PCW01-EWW](#) [VI-RC1210-CYWW](#) [VI-QCW31-ISY](#) [VI-RCNY01-EVWV](#) [VI-RCW22M-IYYY](#) [VI-RCW011-IWVV](#) [VI-RCWY01-EXYY](#) [VI-RC110M-EWWW](#) [VI-PCW11-CVW](#) [VI-PCW44-EXY](#) [VI-RCW443-EYYY-H1](#) [VI-RCW012-EVVV](#) [VI-PCN04-CXV](#) [VI-PCW22-EXX-H1](#) [VI-PCWL0-CVY](#) [VI-PCWMM-CWW](#) [VI-RCWX11-CXYV](#) [VI-QCW01-CUY-H1](#) [VI-PC133-IVV](#) [VI-RC3011-CUXX](#) [VI-RCW011-CXYV](#) [VI-QCW30-ESV](#) [VI-QC330-ISV](#) [VI-PC100-IYY](#) [VI-QCWL1-ISV](#) [VI-PCW10-CVY-CC](#) [VI-QCW11-ISX-H1](#) [VI-RC1022-EXXY-H1](#) [VI-PCW20-IYY-H1](#) [VI-PCW41-CWW-CC](#) [VI-RCWLLL-CVVV](#) [VI-PC122-CYX](#) [VI-RCW022-CYXX](#) [VI-PCW14-CWX](#) [VI-QCW10-EUV-H1](#) [VI-RCN220-EYYY](#) [VI-PCN00-EYY](#) [VI-RCW01M-MYYY](#) [VI-RC3011-EUYY-H1](#) [VI-RCW011-EWWY](#) [VI-RCW102-EVVX](#) [VI-PCN00-EYX](#) [VI-RCW330-CYYY](#) [VI-QC130-CUY](#) [VI-PC313-EYV](#) [VI-PCW00-CXX](#) [VI-RC1110-MXXY](#) [VI-PC313-CUW](#) [VI-QCN01-ESX](#) [VI-RCN220-CYYY-CC](#) [VI-PCW0Y-IVW](#) [VI-PC310-EWY](#) [VI-PCW01-CWX-H1](#) [VI-RCN011-EVWY](#) [VI-RCW011-CXXY](#) [VI-RC6011-EUYY](#) [VI-PC63L-EWY](#) [VI-RCW011-IWXX](#) [VI-PCWM3-CWX](#) [VI-RCWL33-EYYY-H1](#) [VI-PC301-CVW](#) [VI-PCWV1-IXX](#) [VI-RC1022-EVYY](#) [VI-PC101-MXY](#) [VI-PCW13-CVV-H1](#) [VI-RCW011-CXYH1](#) [VI-QCW4L-ISV-H1](#) [VI-QC122-MSV](#) [VI-RC6001-EYYY](#) [VI-RC1011-IVYY](#) [VI-PC301-EWY-H1](#) [VI-RCW022-CYYY-CC](#) [VI-PCN03-IYY](#) [VI-PCW2L-IWW](#) [VI-QCWL1-MUY](#) [VI-RC6333-EUUW](#) [VI-PCNMM-EYY](#)