

NOTES:

- MATERIALS AND FINISHES:
 - HEX NUT - BRASS, NICKEL PLATING
 - LOCK WASHER - BRASS, NICKEL PLATING
 - FERRULE - COPPER, NICKEL PLATING
 - BODY - BRASS, NICKEL PLATING
 - CONTACT - BeCu, GOLD PLATING
 - INSULATOR - PTFE, NATURAL
 - INSULATOR DISC - ULTEM 1000, NATURAL
- ELECTRICAL:
 - A. IMPEDANCE: 50 OHMS
 - B. FREQUENCY RANGE: DC - 12.4 GHz
 - C. VSWR (RETURN LOSS): 1.10 (-26dB) MAX. DC - 6 GHz
1.20 (-20dB) MAX. 6 - 12 GHz
 - D. DIELECTRIC WITHSTANDING VOLTAGE: 500 VRMS, MIN.
- MECHANICAL:
 - A. DURABILITY: 500 CYCLES MIN.
 - B. TEMPERATURE RANGE: -65°C TO +165°C

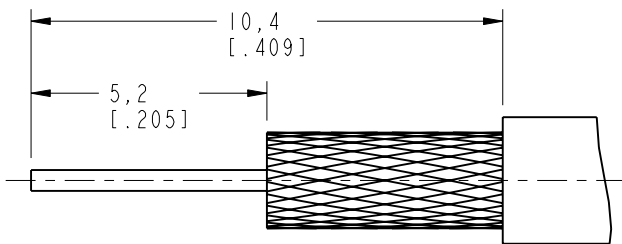
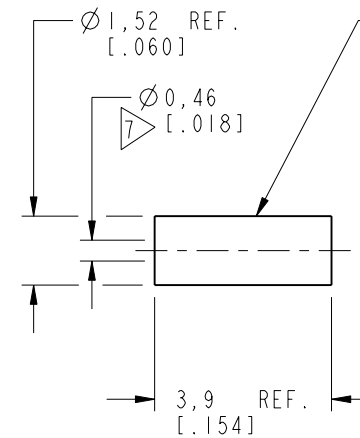
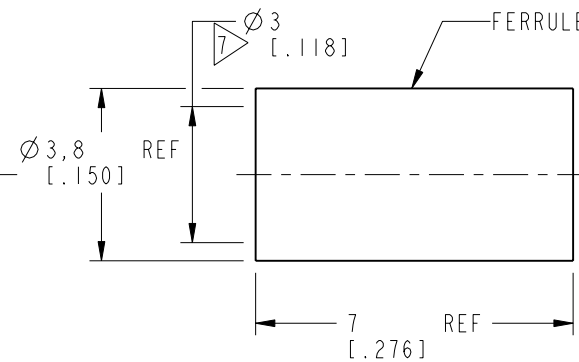
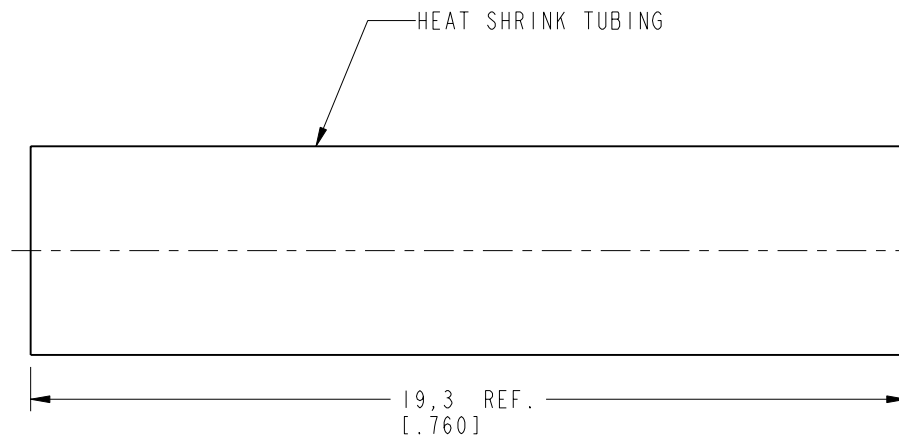
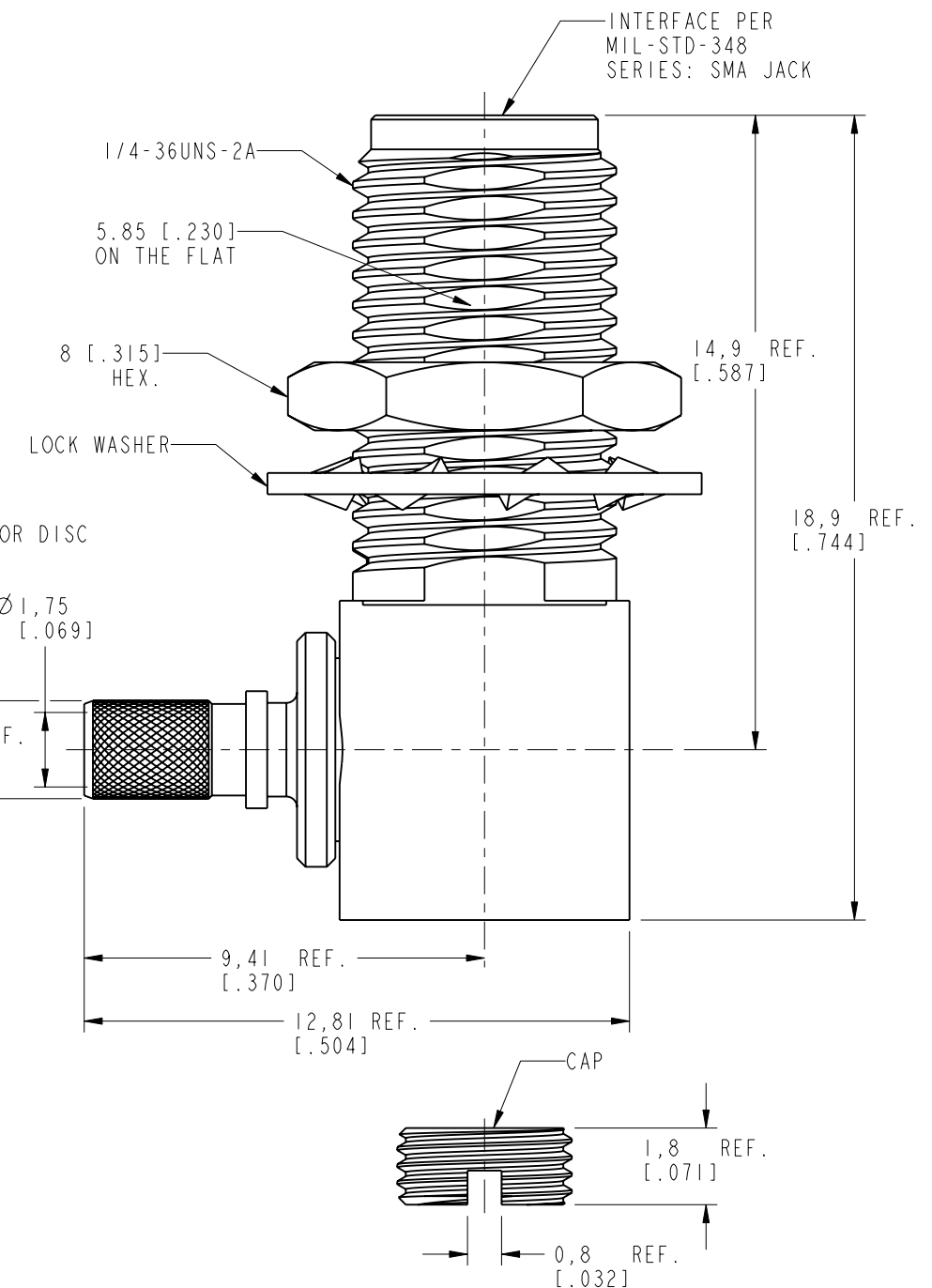
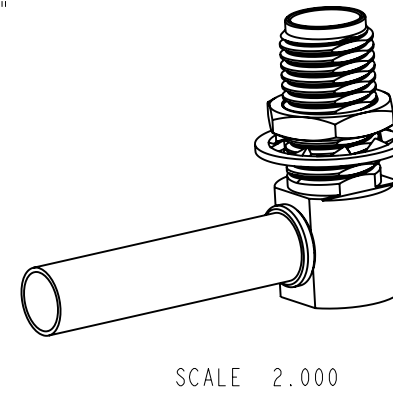
- INSTRUCTIONS
 - A. CONTACT PIN TO SOLDER
 - B. HAND TIGHTEN CAP AFTER SOLDERING
 - C. CRIMPED FERRULE HEX CRIMP SIZE .128"
- MAX. PANEL THICKNESS = 3.2 MM
- PACKAGING:
 - A. QUANTITY: SINGLE PACK
 - B. MARKING: BAG TO BE MARKED "AMPHENOL RF, 901-10608 & DATE CODE"

7 CABLE ENTRY DIMENSIONS

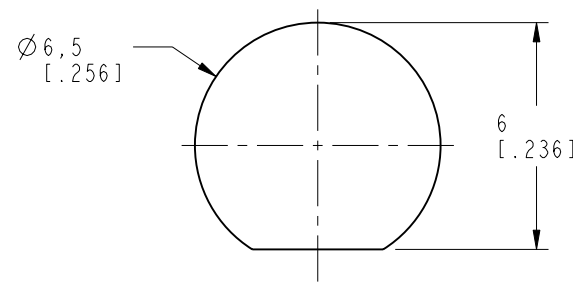
THIRD ANGLE PROJ.

REVISIONS

REV	DESCRIPTION	DATE	ECN	APPR
A	RELEASE TO MFG.	21-Feb-19	10584	CJV



RECOMMENDED CABLE STRIPPING DIM'S



RECOMMENDED MOUNTING HOLE

CUSTOMER OUTLINE DRAWING
ALL OTHER SHEETS ARE FOR INTERNAL USE ONLY

UNLESS OTHERWISE SPECIFIED, DIMENSIONS ARE IN METRIC AND TOLERANCES ARE:
 <0.5mm ±0.05mm 0.5 - 6mm ±0.1mm 6 - 30mm ±0.2mm 30 - 120mm ±0.3mm ANGLES ±1°

NOTICE - These drawings, specifications, or other data (1) are, and remain the property of Amphenol corp. (2) must be returned upon request; and (3) are confidential and not to be disclosed to any person other than those to whom they are given by Amphenol Corp. the furnishing of these drawings, specifications, or other data by Amphenol Corp., or to any other person to anyone for any purpose is not to be regarded by implication or otherwise in any manner licensing, granting rights to permitting such holder or any other person to manufacture, use or sell any product, process or design, patented or otherwise, that may in any way be related to or disclosed by said drawings, specifications, or other data.

MATERIAL	SEE NOTES
REFERENCE	EAR# 7994
REF:	
CONFIGURATION LEVEL:	In Work
FINISH	

DRAWN	M. ZHANG	DATE	21-Feb-19
ENGINEER	S. DUAN	DATE	09-Dec-17
APPROVED	S. HSIEH	DATE	25-Feb-19
CAD FILE			

TITLE	
SMA R/A BULKHEAD JACK (FOR LMR-100 CABLE)	
SCALE: 6.0:1.0	SHEET 2 OF 2
DWG SIZE	REV
B	A

Amphenol RF	
www.amphenolrf.com	
DRAWING NO.	901-10608
ITEM NO.	901-10608
PART NO.	901-10608

Mouser Electronics

Authorized Distributor

Click to View Pricing, Inventory, Delivery & Lifecycle Information:

[Amphenol:](#)

[901-10608](#)