

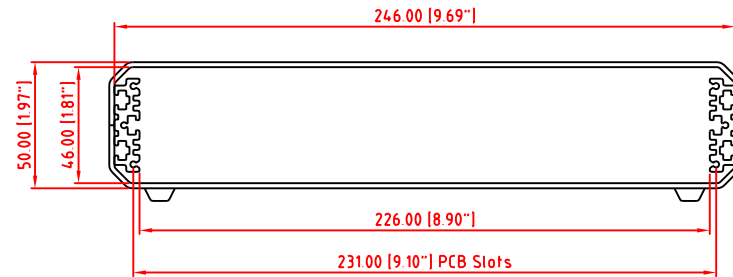
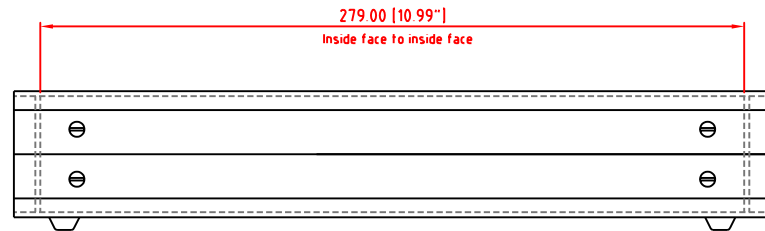
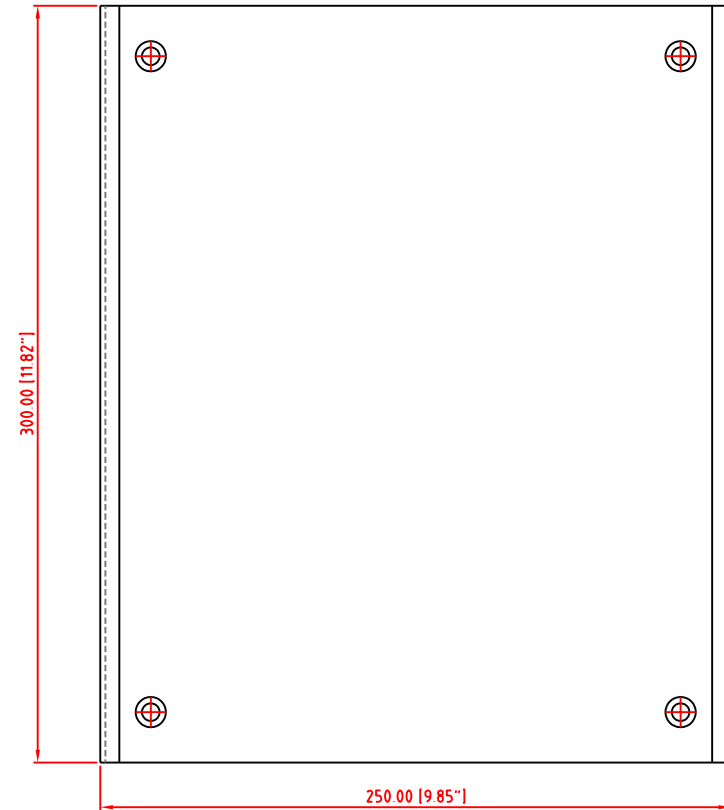
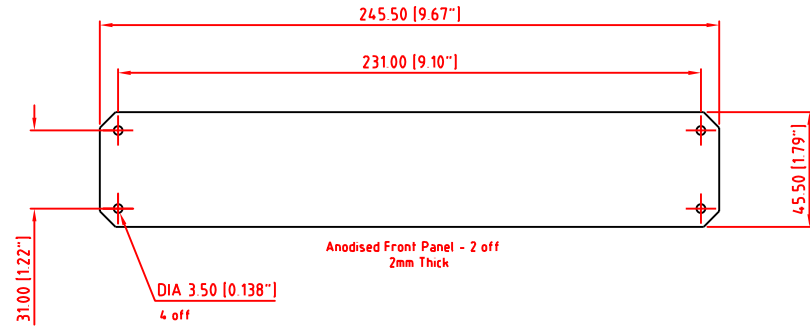
FIRST ANGLE PROJECTION

Modifications

Iss

1

Note: Subject to technical modifications without prior notice.  
 Typographical and other errors do not justify any claim for damages.  
 All dimensions should be verified using the actual case.



Tolerances unless otherwise stated:  
 General tolerances  $\pm 0.20$   
 Resultant tolerances between hole centers  $\pm 0.15$   
 Tolerances on hole diameters  $\pm 0.05$   
 Angles  $\pm 0.5^\circ$   
 Surface finish  $\sqrt{3}$

Required Finish	Scale 1:2	ALL DIMENSIONS IN MILLIMETRES (Inches in brackets)		DO NOT SCALE
Drawn by: Ian Cox	Checked By:	Drawing Number: M5514 110	Date drawn: November '05	Material Spec:
<b>METcase</b> METCASE ENCLOSURES Unit 3, Mitchell Close Segensworth East, Fareham, Hampshire, PO15 5SE, UK. www.metcase.com		Part Name: UNICASE SL4 Part Number: M5514 110		Sheet 1 of 1
<small>OKW ENCLOSURES LTD (DATE AS SHOWN). THIS DRAWING CONTAINS PROPRIETARY INFORMATION OF OKW ENCLOSURES LTD AND IS TENDERED SUBJECT TO THE FOLLOWING CONDITIONS: THE INFORMATION BE RETAINED IN CONFIDENCE, NOT BE REPRODUCED OR COPIED, AND NOT BE USED OR INCORPORATED IN ANY PRODUCT, UNLESS PERMISSION IS OBTAINED IN WRITING FROM OKW ENCLOSURES LTD.</small>				A3