

# ALUMINUM ELECTROLYTIC CAPACITORS

# UUL

Chip Type, Long Life Assurance



- Chip type with load life of 5000 hours at +105°C.
- Designed for surface mounting on high density PC board.
- Compliant to the RoHS directive (2011/65/EU,(EU)2015/863).
- AEC-Q200 compliant. Please contact us for details.



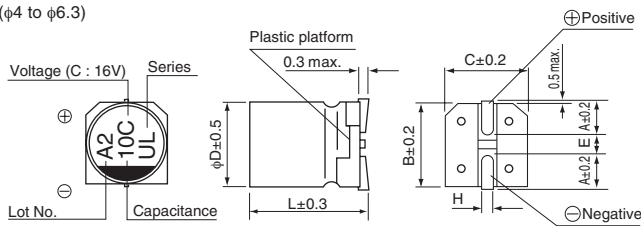
## Specifications

Item	Performance Characteristics							
Category Temperature Range	-40 to +105°C							
Rated Voltage Range	6.3 to 50V							
Rated Capacitance Range	1 to 1000μF							
Capacitance Tolerance	±20% at 120Hz, 20°C							
Leakage Current ※	After 2 minutes' application of rated voltage at 20°C, leakage current is not more than 0.01 CV or 3 (μA), Max							
Tangent of loss angle (tan δ)	Measurement frequency : 120Hz at 20°C							
	Rated voltage (V)	6.3	10	16	25	35	50	
Stability at Low Temperature	tan δ (max.)	0.32	0.24	0.20	0.16	0.13	0.12	
	Measurement frequency : 120Hz							
	Rated voltage (V)	6.3	10	16	25	35	50	
Endurance	Impedance ratio Z(-25°C) / Z(+20°C)	4	3	2	2	2	2	
	ZT / Z20 (max.)	Z(-40°C) / Z(+20°C)	10	7	5	3	3	3
Shelf Life	The specifications listed at right shall be met when the capacitors are restored to 20°C after the rated voltage is applied for 5000 hours at 105°C.		Capacitance change					Within ±30% of the initial capacitance value
			tan δ					300% or less than the initial specified value
Resistance to soldering heat			Leakage current					Less than or equal to the initial specified value
			Capacitance change					Within ±10% of the initial capacitance value
Marking			tan δ					Less than or equal to the initial specified value
			Leakage current					Less than or equal to the initial specified value

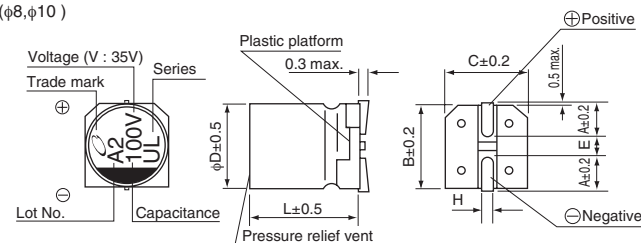
※ I : Leakage Current (μA), C : Rated Capacitance (μF), V : Rated Voltage (V)

## Chip Type

(φ4 to φ6.3)



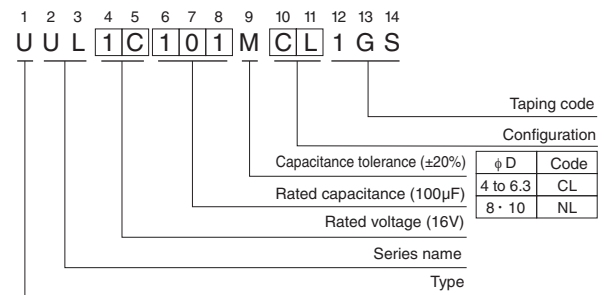
(φ8, φ10)



Voltage

V	6.3	10	16	25	35	50
Code	j	A	C	E	V	H

## Type numbering system (Example : 16V 100μF)



φ D × L (mm)	4 × 5.8	5 × 5.8	6.3 × 5.8	6.3 × 7.7	8 × 10	10 × 10
A	1.8	2.1	2.4	2.4	2.9	3.2
B	4.3	5.3	6.6	6.6	8.3	10.3
C	4.3	5.3	6.6	6.6	8.3	10.3
E	1.0	1.3	2.2	2.2	3.1	4.5
L	5.8	5.8	5.8	7.7	10	10
H	0.5 to 0.8	0.5 to 0.8	0.5 to 0.8	0.5 to 0.8	0.8 to 1.1	0.8 to 1.1

## Frequency coefficient of rated ripple current

Frequency	50 Hz	120 Hz	300 Hz	1 kHz	10 kHz or more
Coefficient	0.70	1.00	1.17	1.36	1.50

● Dimension table in next page.

UUL

## ■ Dimensions

Rated Voltage (V) (code)	Rated Capacitance (μF)	Case Size φD×L (mm)	tan δ	Leakage Current (μA) (at 20°C after 2 minutes)	Rated Ripple (mArms) (105°C/120Hz)	Part Number
6.3 (0J)	33	5×5.8	0.32	3	35	UUL0J330MCL1GS
	47	5×5.8	0.32	3	36	UUL0J470MCL1GS
	100	6.3×5.8	0.32	6.3	60	UUL0J101MCL1GS
	220	6.3×7.7	0.32	13.86	101	UUL0J221MCL1GS
	330	8×10	0.32	20.79	160	UUL0J331MNL1GS
	470	10×10	0.32	29.61	254	UUL0J471MNL1GS
	1000	10×10	0.32	63	313	UUL0J102MNL1GS
10 (1A)	22	5×5.8	0.24	3	30	UUL1A220MCL1GS
	33	5×5.8	0.24	3.3	35	UUL1A330MCL1GS
	47	6.3×5.8	0.24	4.7	50	UUL1A470MCL1GS
	100	6.3×7.7	0.24	10	81	UUL1A101MCL1GS
	220	8×10	0.24	22	141	UUL1A221MNL1GS
	330	10×10	0.24	33	238	UUL1A331MNL1GS
	470	10×10	0.24	47	254	UUL1A471MNL1GS
16 (1C)	10	4×5.8	0.20	3	18	UUL1C100MCL1GS
	22	5×5.8	0.20	3.52	30	UUL1C220MCL1GS
	33	6.3×5.8	0.20	5.28	48	UUL1C330MCL1GS
	47	6.3×5.8	0.20	7.52	50	UUL1C470MCL1GS
	100	6.3×7.7	0.20	16	81	UUL1C101MCL1GS
	220	10×10	0.20	35.2	216	UUL1C221MNL1GS
	330	10×10	0.20	52.8	238	UUL1C331MNL1GS
	470	10×10	0.20	75.2	254	UUL1C471MNL1GS
25 (1E)	10	5×5.8	0.16	3	25	UUL1E100MCL1GS
	22	6.3×5.8	0.16	5.5	42	UUL1E220MCL1GS
	33	6.3×5.8	0.16	8.25	48	UUL1E330MCL1GS
	47	6.3×7.7	0.16	11.75	63	UUL1E470MCL1GS
	100	8×10	0.16	25	116	UUL1E101MNL1GS
	220	10×10	0.16	55	216	UUL1E221MNL1GS
	330	10×10	0.16	82.5	238	UUL1E331MNL1GS
35 (1V)	4.7	4×5.8	0.13	3	15	UUL1V470MCL1GS
	10	5×5.8	0.13	3.5	25	UUL1V100MCL1GS
	22	6.3×5.8	0.13	7.7	42	UUL1V220MCL1GS
	33	6.3×7.7	0.13	11.55	57	UUL1V330MCL1GS
	47	8×10	0.13	16.45	92	UUL1V470MNL1GS
	100	10×10	0.13	35	151	UUL1V101MNL1GS
	220	10×10	0.13	77	216	UUL1V221MNL1GS
50 (1H)	1	4×5.8	0.12	3	6.2	UUL1H010MCL1GS
	2.2	4×5.8	0.12	3	11	UUL1H2R2MCL1GS
	3.3	4×5.8	0.12	3	14	UUL1H3R3MCL1GS
	4.7	5×5.8	0.12	3	19	UUL1H4R7MCL1GS
	10	6.3×5.8	0.12	5	30	UUL1H100MCL1GS
	22	6.3×7.7	0.12	11	49	UUL1H220MCL1GS
	33	8×10	0.12	16.5	77	UUL1H330MNL1GS
	47	8×10	0.12	23.5	92	UUL1H470MNL1GS
	100	10×10	0.12	50	151	UUL1H101MNL1GS

• For taping specifications, recommended land size/soldering by reflow and minimum order quantity, please refer to the Guidelines for Aluminum Electrolytic Capacitors.

# Mouser Electronics

Authorized Distributor

Click to View Pricing, Inventory, Delivery & Lifecycle Information:

## Nichicon:

[UUL1C101MCL1GS](#) [UUL1E100MCL1GS](#) [UUL1E470MCL1GS](#) [UUL1V220MCL1GS](#) [UUL1C471MNL1GS](#)  
[UUL1E101MNL1GS](#) [UUL1E331MNL1GS](#) [UUL1H010MCL1GS](#) [UUL1H100MCL1GS](#) [UUL1H101MNL1GS](#)  
[UUL1H470MNL1GS](#) [UUL1A221MNL1GS](#) [UUL1V221MNL1GS](#) [UUL1V330MCL1GS](#) [UUL1V470MNL1GS](#)  
[UUL1H4R7MCL1GS](#) [UUL0J101MCL1GS](#) [UUL0J221MCL1GS](#) [UUL0J330MCL1GS](#) [UUL0J470MCL1GS](#)  
[UUL1A101MCL1GS](#) [UUL1A220MCL1GS](#) [UUL1A330MCL1GS](#) [UUL1A331MNL1GS](#) [UUL1A470MCL1GS](#)  
[UUL1A471MNL1GS](#) [UUL1C100MCL1GS](#) [UUL1C221MNL1GS](#) [UUL1C330MCL1GS](#) [UUL1C331MNL1GS](#)  
[UUL1E220MCL1GS](#) [UUL1E221MNL1GS](#) [UUL1E330MCL1GS](#) [UUL1H220MCL1GS](#) [UUL1H2R2MCL1GS](#)  
[UUL1H330MNL1GS](#) [UUL1H3R3MCL1GS](#) [UUL1V100MCL1GS](#) [UUL1V101MNL1GS](#) [UUL1V4R7MCL1GS](#)  
[UUL1C470MCL1GS](#) [UUL1C220MCL1GS](#) [UUL0J331MNL1GS](#) [UUL0J471MNL1GS](#) [UUL0J102MNL1GS](#)  
[UUL1H330MCL1GS](#) [UUL1H470MCL1GS](#) [UUL1H101MCL1GS](#)