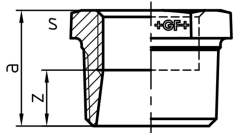
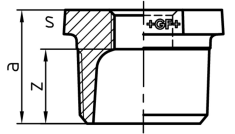


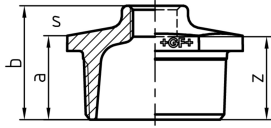
Form I



Form II



Form III



241 Reducing bush, ISO/EN N4

- Forms I, II, III are available only as marked under column "Form", Form I can also be supplied with continuous internal thread (=241D).
- ST ... these types of fittings are made from steel (galvanised finish = electroplated) and not suitable for drinking water installations.

EN	Dim. (1-2) (inch)	Form	Black Code	Galvanised Code	SP	GP	a (mm)	b (mm)	z (mm)	s (mm)
ST •	1/4 - 1/8	I	770 241 115	770 241 215	10	100	20		13	17
ST •	3/8 - 1/8	I	770 241 116	770 241 216	10	100	20		13	19
ST •	3/8 - 1/4	I	770 241 117	770 241 217	10	100	20		10	19
•	1/2 - 1/8	II	770 241 118	770 241 218	10	150	24		17	23
•	1/2 - 1/4	II	770 241 119	770 241 219	10	150	24		14	23
•	1/2 - 3/8	I	770 241 120	770 241 220	10	300	24		14	23
•	3/4 - 1/4	II	770 241 121	770 241 221	10	80	26		16	30
•	3/4 - 3/8	II	770 241 122	770 241 222	10	200	27		16	30
•	3/4 - 1/2	I	770 241 123	770 241 223	10	200	26		13	30
•	1 - 1/4	II	770 241 124	770 241 224	10	100	29		19	36
•	1 - 3/8	II	770 241 125	770 241 225	10	100	29		19	36
•	1 - 1/2	II	770 241 126	770 241 226	10	120	29		16	36
•	1 - 3/4	I	770 241 127	770 241 227	10	120	30		15	36
•	1 1/4 - 3/8	II	770 241 128	770 241 228		40	31		21	46
•	1 1/4 - 1/2	II	770 241 129	770 241 229		100	31		18	46
•	1 1/4 - 3/4	II	770 241 130	770 241 230		100	31		16	46
•	1 1/4 - 1	II	770 241 131	770 241 231		100	31		14	46
•	1 1/2 - 3/8	II	770 241 132	770 241 232		80	31		21	50
•	1 1/2 - 1/2	II	770 241 133	770 241 233		80	31		18	50
•	1 1/2 - 3/4	II	770 241 134	770 241 234		80	31		16	50
•	1 1/2 - 1	II	770 241 135	770 241 235		80	31		14	50
•	1 1/2 - 1 1/4	I	770 241 136	770 241 236		80	33		12	50
•	2 - 1/2	III	770 241 137	770 241 237		30	35	48	35	65
•	2 - 3/4	III	770 241 138	770 241 238		30	35	49	34	65
•	2 - 1	II	770 241 139	770 241 239		30	37		20	65
•	2 - 1 1/4	II	770 241 140	770 241 240		30	37		18	65
•	2 - 1 1/2	II	770 241 141	770 241 241		30	37		18	65
•	2 1/2 - 1	III	770 241 142	770 241 242		20	44	54	37	80
•	2 1/2 - 1 1/4	III	770 241 143	770 241 243		20	40	54	37	80
•	2 1/2 - 1 1/2	II	770 241 144	770 241 244		20	42		23	80
•	2 1/2 - 2	II	770 241 145	770 241 245		20	40		16	80
•	3 - 1	III	770 241 146	770 241 246		10	44	59	42	95
•	3 - 1 1/4	III	770 241 147	770 241 247		10	44	59	40	95
•	3 - 1 1/2	III	770 241 148	770 241 248		10	44	59	40	95
•	3 - 2	II	770 241 149	770 241 249		10	44		20	95
•	3 - 2 1/2	II	770 241 150	770 241 250		10	44		17	96
•	4 - 2	III	770 241 151	770 241 251		6	51	69	45	120
•	4 - 2 1/2	III	770 241 152	770 241 252		6	51	69	42	120
•	4 - 3	II	770 241 153	770 241 253		6	53		23	120

The technical data are not binding. They neither constitute expressly warranted characteristics nor guaranteed properties nor a guaranteed durability. They are subject to modification. Our General Terms of Sale apply.

Georg Fischer Piping Systems Ltd, Postfach, CH-8201 Schaffhausen/Switzerland
 Phone +41 -(0)52-631 1111
 e-mail: info.ps@georgfischer.com

Data sheet

valid from: 7/26/17



Internet: <http://www.gfps.com>