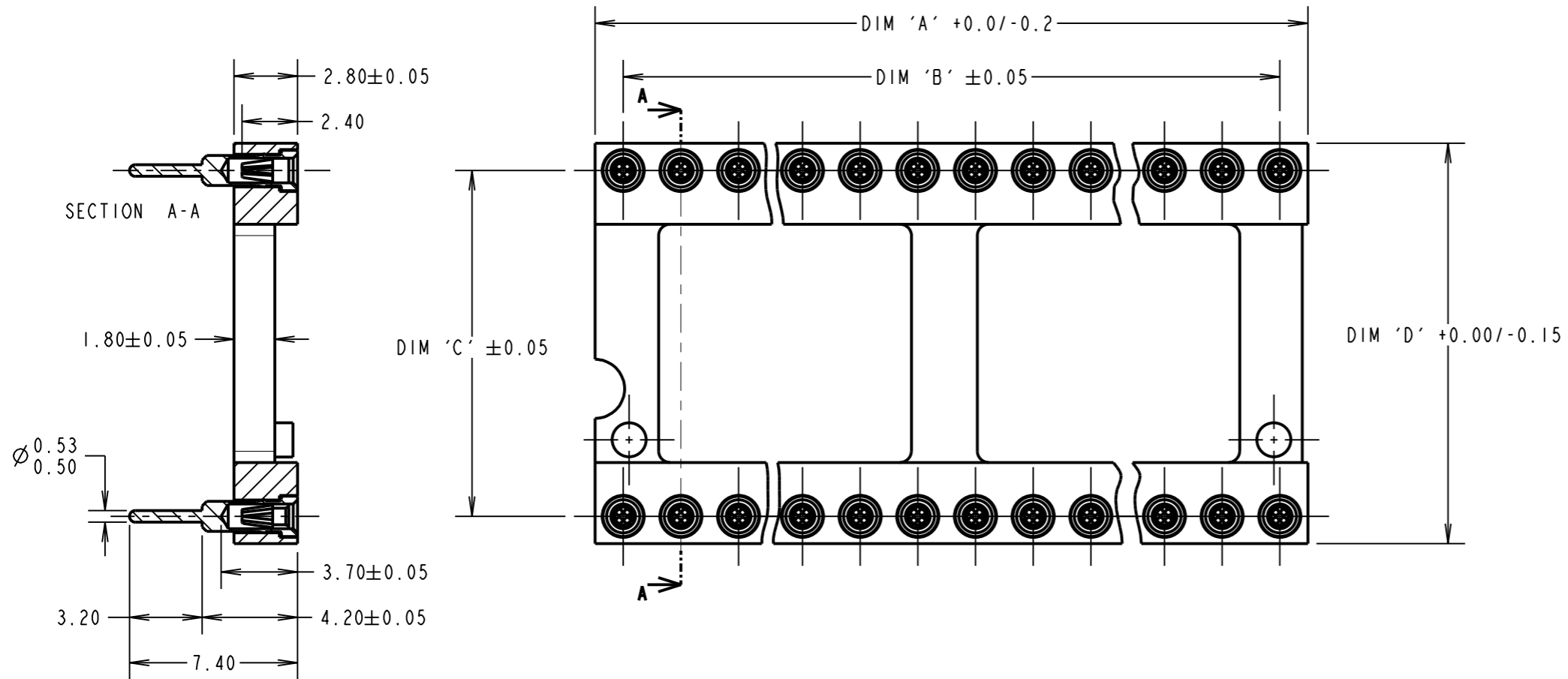


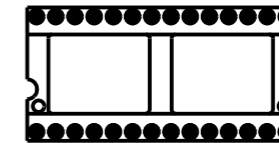
Customer Information Sheet

DRAWING No.: D2XXX-42 SHEET 2 OF 2 IF IN DOUBT - ASK (C) NOT TO SCALE THIRD ANGLE PROJECTION ALL DIMENSIONS IN mm

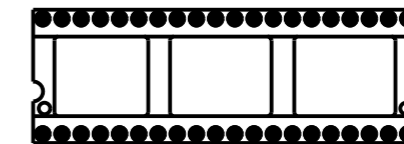
SEE NOTE 2



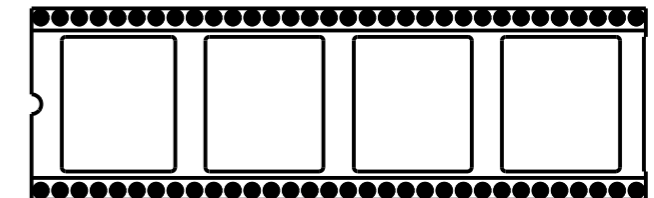
STYLE 1



STYLE 2



STYLE 3



STYLE 4

PART No.	No. OF WAYS	STYLE (SEE NOTE 2)	DIM 'A'	DIM 'B'	DIM 'C'	DIM 'D'
D2806-42	6	1	7.6	5.08	7.62	10.02
D2808-42	8	1	10.1	7.62	7.62	10.02
D2814-42	14	1	17.7	15.24	7.62	10.02
D2816-42	16	1	20.3	17.78	7.62	10.02
D2818-42	18	2	22.8	20.32	7.62	10.02
D2820-42	20	2	25.3	22.86	7.62	10.02
D2922-42	22	2	27.8	25.4	7.62	10.02
D2822-42	22	2	27.8	25.4	10.16	12.6
D2824-42	24	2	30.4	27.94	15.24	17.64
D2924-42	24	2	30.4	27.94	7.62	10.02
D2724-42	24	2	30.4	27.94	10.16	12.6
D2828-42	28	2	35.5	33.02	15.24	17.64
D2832-42	32	2	40.6	38.1	15.24	17.64
D2840-42	40	3	50.8	48.26	15.24	17.64
D2928-42	28	2	35.5	33.02	7.62	10.02
D2948-42	48	3	60.9	58.42	15.24	17.64
D2864-42	64	4	81.2	78.74	22.86	25.4

SPECIFICATION:

MATERIAL:

MOULDING = HIGH TEMPERATURE PLASTIC UL94V-0, BLACK
 CONTACT SHELL = BRASS
 CONTACT CLIP = BERYLLIUM COPPER

FINISH:

SHELL = 5µ 100% TIN OVER NICKEL
 CLIP = GOLD FLASH OVER NICKEL

ELECTRICAL:

CURRENT RATING = 1A MAX
 CONTACT RESISTANCE = 10 MILLIOHMS MAX
 INSULATION RESISTANCE = 10,000 MEGOHMS
 DIELECTRIC STRENGTH = 1,000V RMS MIN
 VOLTAGE RATING = 100V RMS/150V DC

MECHANICAL:

INSERTION FORCE (Ø0.46mm GAUGE) = 5N MAX
 WITHDRAWAL FORCE (Ø0.46mm GAUGE) = 0.5N MIN
 DURABILITY = 100 CYCLES MIN

ENVIRONMENTAL:

OPERATING TEMPERATURE = -55°C TO +125°C

PACKING:

TUBE

FOR COMPLETE SPECIFICATION, SEE COMPONENT SPECIFICATION C004 (LATEST ISSUE)

NOTES:

- RECOMMENDED MOUNTING HOLE SIZE = Ø0.80mm.
- STYLE REFERS TO No. OF CENTRE BARS ONLY.
- RECOMMENDED MATING PIN = Ø0.40 TO 0.56mm

ORDER CODE:

D2XXX-42

No. OF WAYS: _____
 SEE TABLE

FINISH:
 100% TIN SHELL, GOLD CLIP

SB	20	11.01.12	11620
NAME	ISS.	DATE	C/NOTE
APPROVED:		S.BENNETT	
CHECKED:		M.G.PLESTED	
DRAWN:		A. LIOTTA	
CUSTOMER REF.:			
ASSEMBLY DRG:			

HARWIN

www.harwin.com
 technical@harwin.com

THIS DRAWING AND ANY INFORMATION OR DESCRIPTIVE MATTER SET OUT HEREON ARE CONFIDENTIAL AND COPYRIGHT PROPERTY OF THE HARWIN GROUP AND MUST NOT BE DISCLOSED, LOANED, COPIED OR USED FOR MANUFACTURING, TENDERING OR FOR ANY OTHER PURPOSE WITHOUT THEIR WRITTEN PERMISSION.

TOLERANCES
 X. = ±1mm
 X.X = ±0.25mm
 X.XX = ±0.10mm
 X.XXX = ±0.01mm
 ANGLES = ±5°
 UNLESS STATED

MATERIAL:
 SEE ABOVE
FINISH:
 SEE ABOVE
S/AREA: mm²

TITLE:
 DIL IC SOCKET
 OPEN FRAME

DRAWING NUMBER:
D2XXX-42

SHT
 2 OF 2

Mouser Electronics

Authorized Distributor

Click to View Pricing, Inventory, Delivery & Lifecycle Information:

[Harwin:](#)

[D2806-42](#) [D2808-42](#) [D2814-42](#) [D2816-42](#) [D2818-42](#) [D2820-42](#) [D2822-42](#) [D2824-42](#) [D2828-42](#) [D2832-42](#)
[D2840-42](#) [D2864-42](#) [D2922-42](#) [D2924-42](#) [D2928-42](#) [D2948-42](#) [D2724-42](#)