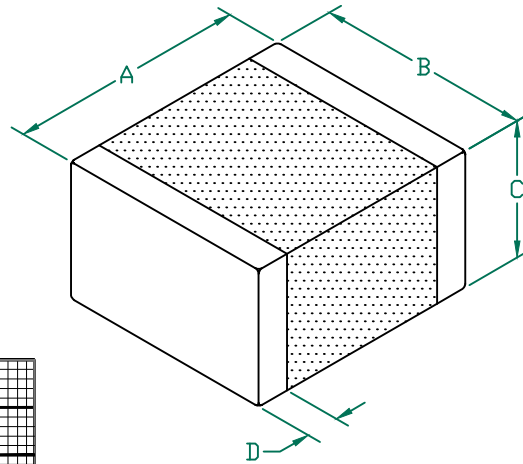


HI2220R301R-10

PHYSICAL DIMENSIONS:

A	5.59 [.220]	+ 0.51 [.020]
B	5.08 [.200]	+ 0.25 [.010]
C	3.20 [.126]	+ 0.25 [.010]
D	0.76 [.030]	+ 0.25 [.010]



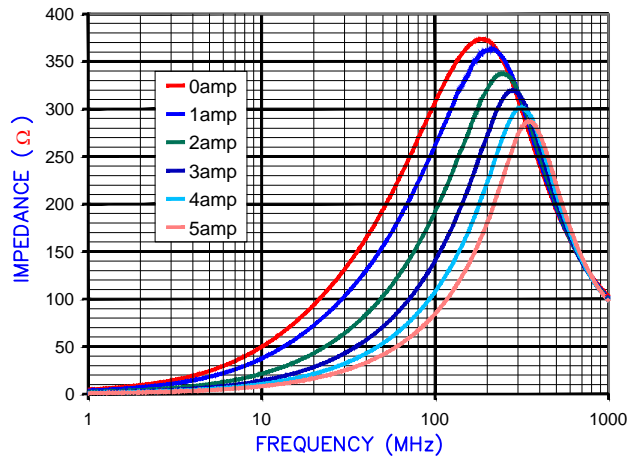
ELECTRICAL CHARACTERISTICS:

Z @ 100MHz (Ω)	DCR (Ω)	Rated Current
Nominal	300	
Minimum	225	
Maximum	375	0.020
		5000 mA

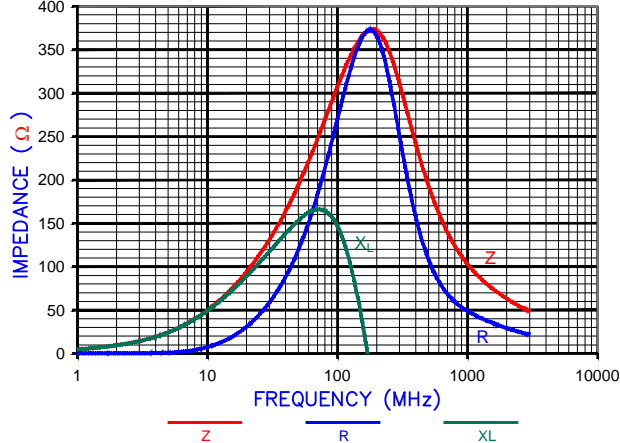
NOTES: UNLESS OTHERWISE SPECIFIED

1. TAPED AND REELED per CURRENT EIA SPECIFICATIONS 13" REELS, 2,000 PCS/REEL.
2. TERMINATION FINISH IS 100% TIN.
3. COMPONENTS SHOULD BE ADEQUATELY PREHEATED BEFORE SOLDERING.
4. OPERATING TEMPERATURE TEMP: -40°C~+125°C (INCLUDING SELF-HEATING)

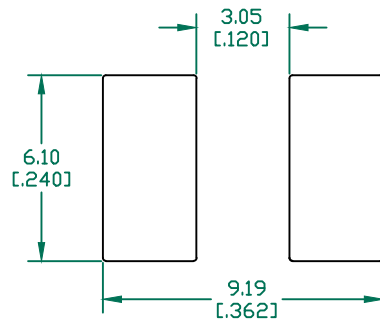
Z vs. FREQUENCY
IMPEDANCE UNDER DC BIAS



|Z|, R, AND XL vs. FREQUENCY

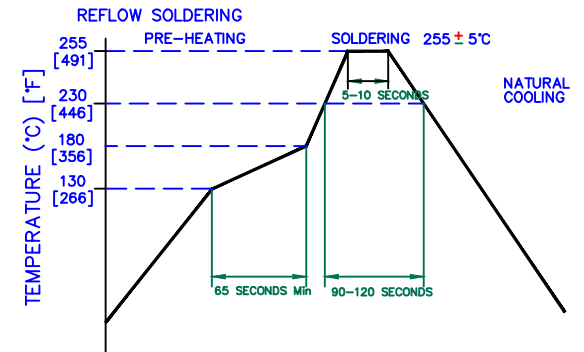


LAND PATTERNS FOR REFLOW SOLDERING



(For wave soldering, add 0.762 [0.030] to this dimension)

RECOMMENDED SOLDERING CONDITIONS



DIMENSIONS ARE IN mm [INCHES].

This print is the property of Laird Tech. and is loaned in confidence subject to return upon request and with the understanding that no copies shall be made without the written consent of Laird Tech. All rights to design or invention are reserved.



C	ADD OPERATING TEMPERATURE UPDATE LAIRD LOGO AND REFLOW CURVE	08/05/13	QU	HI2220R301R-10	REV C	PART TYPE: CO-FIRE	DRAWN BY: TMB
B	UPDATE COMPANY LOGO ADD ROHS	01/28/08	JRK	DATE: 04/03/04	SCALE: NTS	SHEET: 1 of 1	
A	ORIGINAL DRAFT	04/03/04	TMB	CAD #	TOOL # -		
REV	DESCRIPTION	DATE	INT	HI2220R301R-10-C			

Mouser Electronics

Authorized Distributor

Click to View Pricing, Inventory, Delivery & Lifecycle Information:

[Laird Performance Materials:](#)

[HI2220R301R-10](#)