


Teile Nr. / Part No.	Teile Nr. / Part No.
R1.188.0460.0	R1.188.1840.0
R1.188.0470.0	R1.188.1850.0
R1.188.0480.0	R1.188.1860.0
R1.188.0490.0	R1.188.1870.0
R1.188.0500.1	R1.188.1880.0
R1.188.0530.1	R1.188.1890.0
R1.188.0590.0	R1.188.1900.0
R1.188.0620.0	R1.188.1910.0
R1.188.0640.0	R1.188.1920.0
R1.188.0660.0	R1.188.1930.0
R1.188.0680.0	R1.188.3250.0
R1.188.0700.2	R1.188.3290.0
R1.188.0720.2	R1.188.3360.0
R1.188.0900.1	R1.188.3480.0
R1.188.0910.1	R1.188.3580.0
R1.188.0940.1	R1.188.3590.0
R1.188.0950.1	R1.188.3620.0
R1.188.0990.0	R1.188.3640.0
R1.188.1000.0	R1.188.3660.0
R1.188.1010.0	R1.188.3710.0
R1.188.1050.0	R1.188.3810.0
R1.188.1060.0	R1.188.3830.0
R1.188.1070.0	R1.188.3840.0
R1.188.1120.0	R1.188.3910.0
R1.188.1280.0	R1.188.3930.0
R1.188.1340.0	R1.188.4020.0
R1.188.1440.0	R1.188.4100.0
R1.188.1450.0	R1.188.4110.0
R1.188.1460.0	R1.188.4120.0
R1.188.1480.0	81.030.0100.0
R1.188.1810.0	81.030.0101.0
R1.188.1820.0	81.030.0110.0
R1.188.1830.0	81.030.0111.0

©


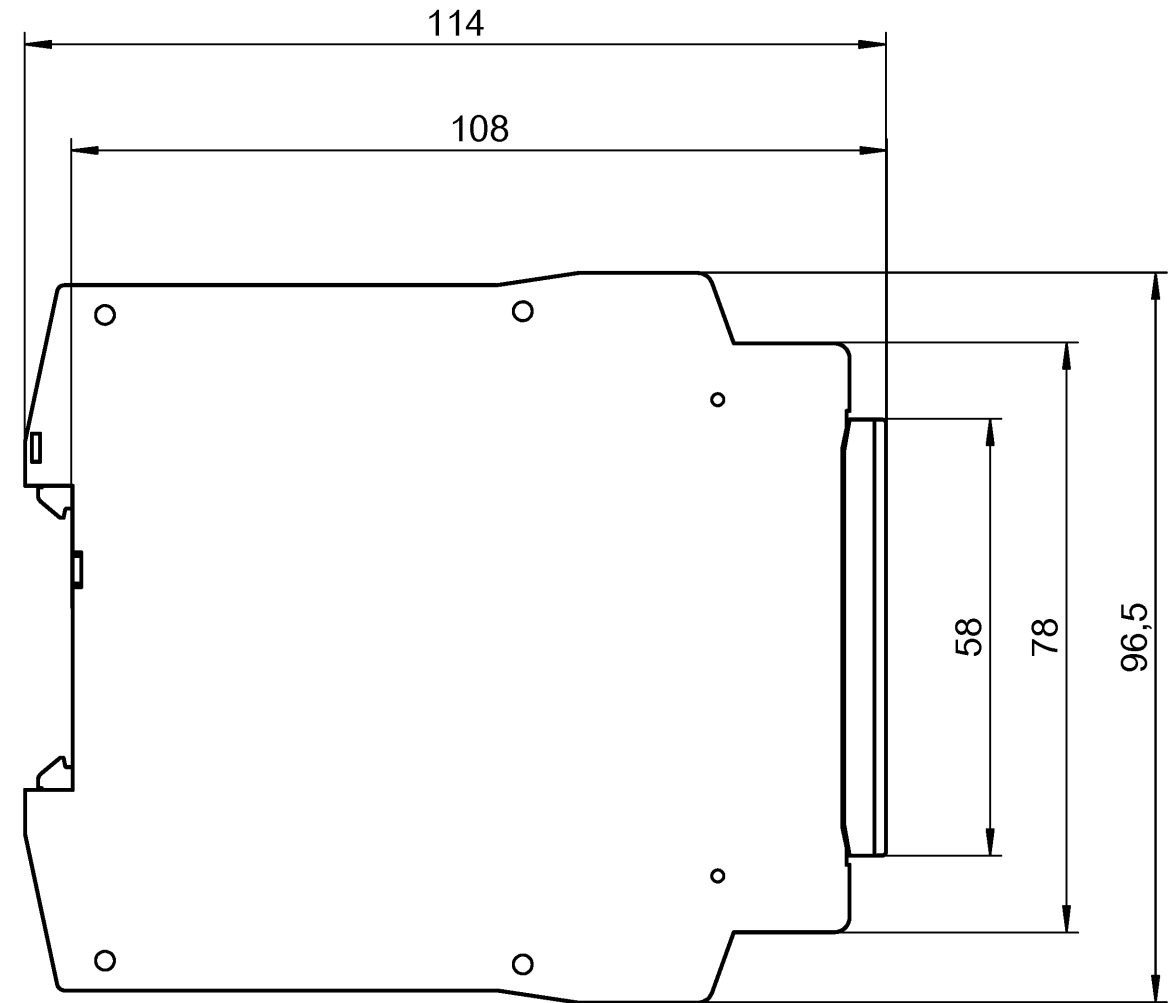


©

a

b

d



Weitere Angaben siehe KATALOG oder eKatalog. Additional data see CATALOG or eCatalog. www.wieland-electric.com eshop.wieland-electric.com

ja/yes <input type="checkbox"/> Stoffverbots- und Deklarationsliste nach WN 5020.010 ist einzuhalten. Conformity with Wieland document WN 5020.010 e (list of prohibited / declarable hazardous substances) to be declared!		1. Verwendung: First Use:		Blatt: Sheet:
Freitoleranz nach General tolerance		CAD-Zeichnung, keine manuellen Änderungen CAD-Drawing, no manual modifications allowed		Zeichnung Nr./ Drawing No. T R1.188.0460.0 01K
	Werkstoff/ Material	2014 gezeichnet drawn 06.06. Kötzner	Tag/ Date Name	Maße in mm/Dimensions are in mm
©	22.04.16 Maßstab/Scale	geprüft checked		
©	17.03.15	Normgepr. Stand. check		
©	03.02.15	Datei/ File: 030181_E01K.DCD	Ersatz für/ Replacement for:	
©	04.07.14	wieland www.wieland-electric.com		Benennung/ Title Maßbildzeichnung/dimension drawing Standardgehäuse u. -deckel, Baubreite 22,5mm, Schraubenklemmen steckbar standard housing and cover, overall with 22,5mm plug-in pcb terminal
a	25.06.14			
Index	Datum/ Blatt Date/ Sheet			
Änderung/ Revision				

1
2
3
4
5
6
7
8
9
10
11
12
13
14
15
16
17
18
19
20
M1
M2
M3
L
G
i
11.1
12.1
1.1