

3200J Series

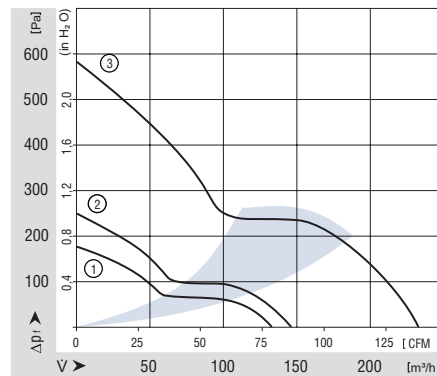
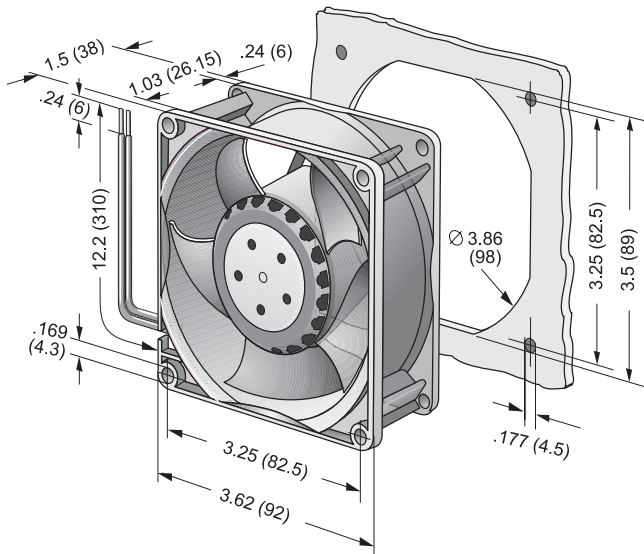
Tubeaxial

92x92x38mm



- DC fans with electronically commutated external rotor motor. Fully integrated commutation electronics.
- Compact design with high power density
- With electronic protection against reverse polarity, blocking and overloading.
- Compression-rigid curve and low noise factor.
- Fan of fiberglass reinforced plastic. PBTP housing, PA impeller.
- Air exhaust over struts. Rotational direction CW looking at rotor.
- Electrical connection via 2 leads AWG 24, TR 64. Stripped and tinned ends.
- Contact application engineering for approvals.

Part Number	Curve	CFM @ 0	VDC	Volt. Range	Power (W)	dBA	Bel	Temp Range C	Bearing Type	Speed (RPM)	Features	Wgt. (lbs)
3212JN	1	77	12	7 to 13.8	7.5	51	6.1	-20...+70	Ball	6000	Leads	0.50
3212JH	2	86	12	7 to 15	9.0	55	6.4	-20...+70	Ball	6800	Leads	0.50
3214JN	1	77	24	11 to 28	8.0	51	6.1	-20...+70	Ball	6000	Leads	0.50
3214JH	2	86	24	11 to 30	9.0	55	6.4	-20...+70	Ball	6800	Leads	0.50
3214JHH-195	3	136	24	20 to 26	29	66	7.4	-20...+55	Ball	10500	Leads	0.50
3218JN	1	77	48	36 to 56	7.0	51	6.1	-20...+70	Ball	6000	Leads	0.50
3218JH	2	86	48	36 to 53	9.5	55	6.4	-20...+70	Ball	6800	Leads	0.50
3218JHH-194	3	136	48	36 to 54	29	66	7.4	-20...+55	Ball	10500	Leads	0.50



ebmpapst

e-mail: sales@us.ebmpapst.com · TEL: 860-674-1515 · FAX: 860-674-8536

ebm-papst Inc., 100 Hyde Road, Farmington, CT 06034 USA

ebm-papst Inc., 2008 © ebm-papst Inc. reserves the right to change any specifications or data without notice

- NEW TYPES -



3200J Series cont. Tubeaxial

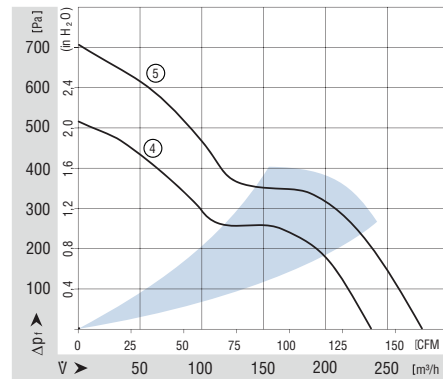
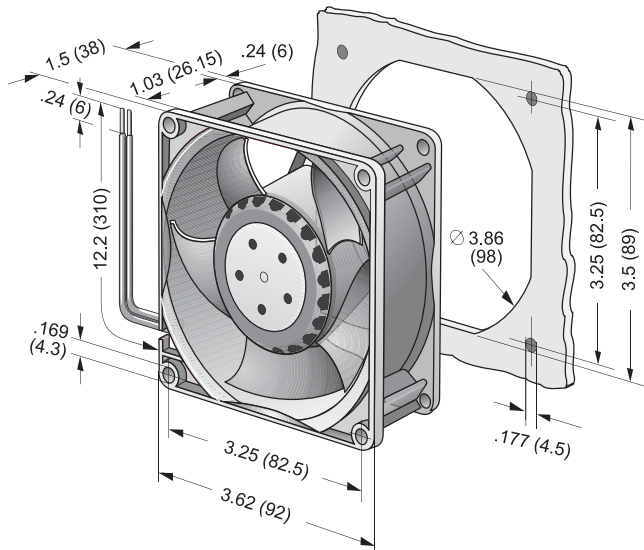
92x92x38mm - high performance

- DC fans with electronically commutated external rotor motor. Fully integrated commutation electronics.
- Compact design with high power density
- With electronic protection against reverse polarity, blocking and overloading.
- Compression-rigid curve and low noise factor.
- Fan of fiberglass reinforced plastic. PBTP housing, PA impeller.
- Air exhaust over struts. Rotational direction CCW looking at rotor.
- Electrical connection via 2 leads AWG 24, TR 64. Stripped and tinned ends.
- Contact application engineering for approvals.

Part Number	Curve	CFM @ 0	VDC	Volt. Range	Power (W)	dBA	Bel	Temp Range C	Bearing Type	Speed (RPM)	Features	Wgt. (lbs)
3212JH3	4	140	12	6 to 13.8	30	69	7.8	-20...+70	Ball	11000	Leads	0.62
3212JH4	5	165	12	6 to 13.8	50	73	8.2	-20...+70	Ball	13000	Leads	0.62
3214JH3	4	140	24	12 to 27.6	30	69	7.8	-20...+70	Ball	11000	Leads	0.62
3214JH4	5	165	24	12 to 27.6	50	73	8.2	-20...+70	Ball	13000	Leads	0.62
3218JH3	4	140	48	20 to 58	30	69	7.8	-20...+70	Ball	11000	Leads	0.62
3218JH4	5	165	48	20 to 58	50	73	8.2	-20...+70	Ball	13000	Leads	0.62

3200 JH3 and JH4 also as standard with PWM control input and tach output, with the same air performance and part specifications as the base part number:

PN with options:		
Base PN	PWM (P)	Tach Output (/2)
3212JH3	3212J/2H3P	3212J/2H3
3214JH3	3214J/2H3P	3214J/2H3
3218JH3	3218J/2H3P	3218J/2H3
3212JH4	3212J/2H4P	3212J/2H4
3214JH4	3214J/2H4P	3214J/2H4
3218JH4	3218J/2H4P	3218J/2H4



ebmpapst

e-mail: sales@us.ebmpapst.com · TEL: 860-674-1515 · FAX: 860-674-8536

ebm-papst Inc., 100 Hyde Road, Farmington, CT 06034 USA

ebm-papst Inc., 2008 © ebm-papst Inc. reserves the right to change any specifications or data without notice