

Single Row Terminal Blocks

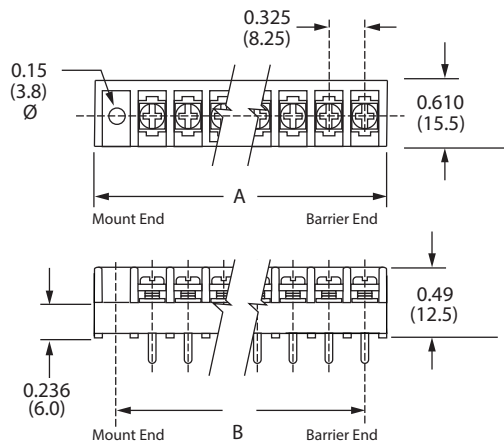
CB11

Dimensions Inches (Millimeters)

CB11



CB11720407



Specifications

Rating: 15 A, 300 V

Center Spacing: 0.325" (8.25 mm)

Wire Range: #14-22 AWG

Screw Size: M3.0, nickel-plated steel

Torque Rating: 12 lb-in.

Recommended PCB Hole Diameter: 1.6 mm - 1.8 mm

Operating Temperature: -40 °C to +120 °C

Body Material: Polyamide 66, UL94 V-0, Black

Terminal Material: Brass, tin plated

Breakdown Voltage: 2000 V

Agency Information: UL file E62622

| Poles | MOUNTING ENDS | | BARRIER ENDS | |
|-------|---------------|-----------------|--------------|--------------------|
| | A Length | B Mount Centers | A Length | B End Pole Centers |
| 02 | 1.35 | 0.65 | 0.70 | 0.32 |
| 03 | 1.67 | 0.97 | 1.02 | 0.65 |
| 04 | 2.00 | 1.30 | 1.35 | 0.97 |
| 05 | 2.32 | 1.62 | 1.67 | 1.30 |
| 06 | 2.65 | 1.95 | 2.00 | 1.62 |
| 07 | 2.97 | 2.27 | 2.32 | 1.95 |
| 08 | 3.30 | 2.60 | 2.65 | 2.27 |
| 09 | 3.62 | 2.92 | 2.97 | 2.60 |
| 10 | 3.94 | 3.25 | 3.30 | 2.92 |
| 11 | 4.27 | 3.57 | 3.62 | 3.25 |
| 12 | 4.59 | 3.90 | 3.94 | 3.57 |
| 13 | 4.92 | 4.22 | 4.27 | 3.90 |
| 14 | 5.24 | 4.55 | 4.59 | 4.22 |
| 15 | 5.57 | 4.87 | 4.92 | 4.55 |
| 16 | 5.89 | 5.20 | 5.24 | 4.87 |
| 17 | 6.22 | 5.52 | 5.57 | 5.20 |
| 18 | 6.54 | 5.85 | 5.89 | 5.52 |
| 19 | 6.87 | 6.17 | 6.22 | 5.85 |
| 20 | 7.19 | 6.50 | 6.54 | 6.17 |
| 21 | 7.52 | 6.82 | 6.87 | 6.50 |
| 22 | 7.84 | 7.15 | 7.19 | 6.82 |
| 23 | 8.17 | 7.47 | 7.52 | 7.15 |
| 24 | 8.49 | 7.80 | 7.84 | 7.47 |
| 25 | 8.82 | 8.12 | 8.17 | 7.80 |
| 26 | 9.14 | 8.44 | 8.49 | 8.12 |
| 27 | 9.47 | 8.77 | 8.82 | 8.44 |
| 28 | 9.79 | 9.09 | 9.14 | 8.77 |
| 29 | 10.12 | 9.42 | 9.47 | 9.09 |
| 30 | 10.44 | 9.74 | 9.79 | 9.42 |

Dimensions in inches. To convert to millimeters, multiply by 25.4.



Powering Business Worldwide

Part Numbering System

Family



CB1 - closed back

Terminal Style



12 - printed circuit

17 - extended pin

Base/End



1 - mount end

2 - barrier end

Poles



02 to 30

Screw Options



03 - stainless steel

07 - steel SEMS

Options

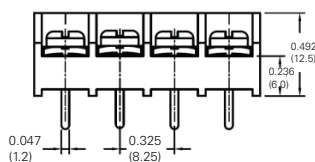


B1 to B9 - 0.187" QC

L1 to L6 - marking options (pg 25)

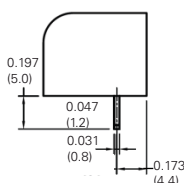
LT1 to LT6 - marking options (pg 25)

Terminal Styles- Inches(Millimeters)



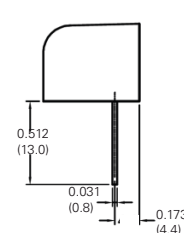
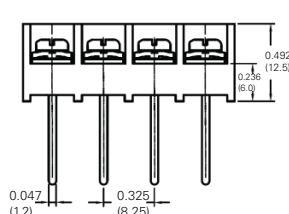
12

Printed Circuit



17

Extended Pin



Screw Options

(Bulk ordering part numbers are in parentheses)



03

Stainless steel
(CB1-SSSC)



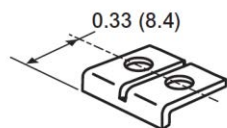
07

Steel SEMS Nickel-plated
(CB1-STSC)

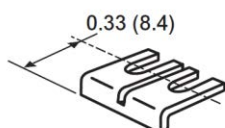
Hardware Options

(Bulk ordering part numbers are in parentheses)

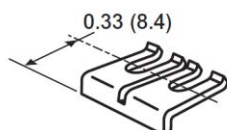
Jumpers



(JA1-xx-J)

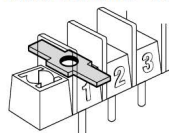


(JB1-xx-J)




(JC1-xx-J)

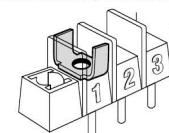
Quick Connects Blade Width B = 0.187". (For other orientations, contact factory.)




B1 (1B1-J)



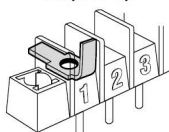
B2 (1B2-J)



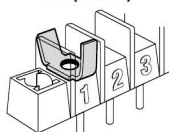
B3 (1B3-J)



B4 (1B4-J)



B5 (1B5-J)



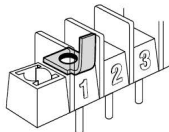
B6 (1B6-J)



B7 (1B7-J)



B8 (1B8-J)



B9 (1B9-J)

Contact Us

Sales and Customer Service

Americas

Email: elx.americas@eaton.com

Europe, Middle East, Africa

Email: elx.emea@eaton.com

China

Email: elx.cn@eaton.com

Japan

Email: elx.jp@eaton.com

Korea

Email: elx.kr@eaton.com

South East Asia

Email: elx.sea@eaton.com

Taiwan

Email: elx.tw@eaton.com

Global Technical Support

Magnetics: InductorTech@eaton.com

Circuit Protection: FuseTech@eaton.com

Supercapacitors: CapacitorTech@eaton.com

www.eaton.com/terminalblocks

Tools

Eaton's Electronics Product Selection Tools



PARAMETRIC SEARCH

Drill down into the Eaton Electronics product database to find the right part for your application.



IC MATCHING

Find the Eaton Electronics parts called out on IC manufacturers' demo and evaluation boards.



CROSS REFERENCE

Find a cross to a competitor's product or to an alternate Eaton Electronics part number.



SUPERCAPACITOR CALCULATOR

Determine your calculated requirements and design capability.



TERMINAL BLOCK SELECTOR

Find the right terminal block for any application.



AUTOMOTIVE ELECTRONICS SOLUTIONS

Find electronics components for automotive solutions.

tools.eatonelectronics.com

Mouser Electronics

Authorized Distributor

Click to View Pricing, Inventory, Delivery & Lifecycle Information:

Eaton:

[CB11210407](#) [CB11210507](#) [CB11210803L1](#) [CB11210807](#) [CB11211007](#) [CB11211207](#) [CB11720207](#) [CB11720507](#)
[CB11721007](#) [CB11722007](#) [CB11722507](#) [CB11710203](#) [CB11710307](#) [CB11710407](#) [CB11710507](#) [CB11210207](#)
[CB11712007](#) [CB11221607](#) [CB11221807](#) [CB11221907](#) [CB11222007](#) [CB11222207](#) [CB11222707](#) [CB11220803](#)
[CB11220807](#) [CB11220907](#) [CB11221407](#) [CB11221407LT1](#) [CB11221507](#) [CB11220607](#) [CB11220707](#) [CB11221007](#)
[CB11221107](#) [CB11221207](#) [CB11221307](#) [CB11220207](#) [CB11220307](#) [CB11220403](#) [CB11220407](#) [CB11220507](#)
[CB11220603](#)