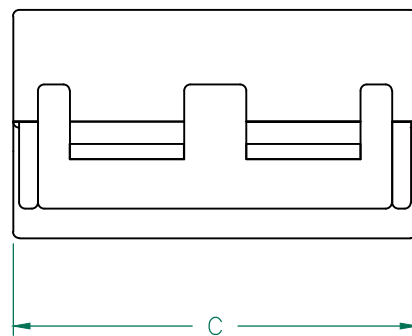
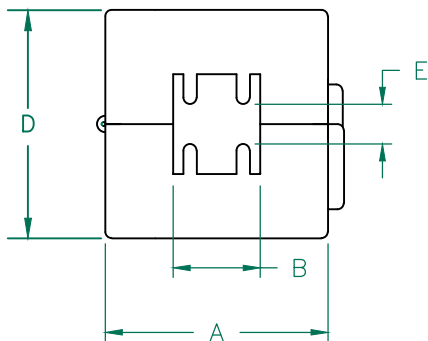


CORE DIMENSIONS:

A	18.66 [.735]	±	0.38 [.015]
B	10.16 [.400]	±	0.20 [.008]
C	29.47 [1.160]	±	0.40 [.016]
D	9.40 [.370]	±	0.19 [.007]



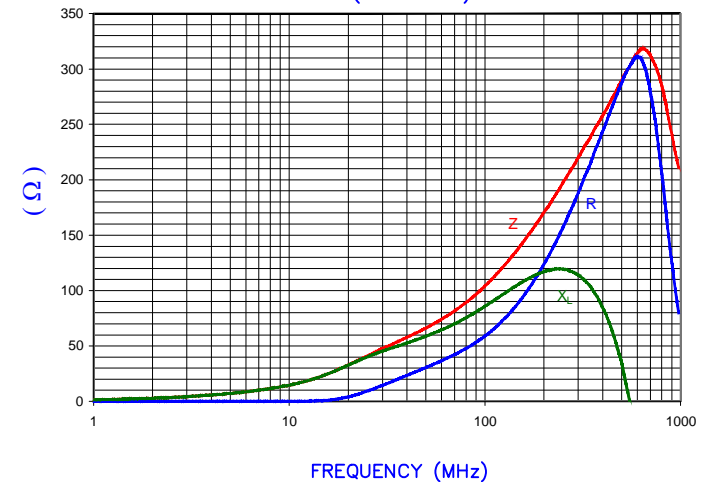
CASE DIMENSIONS:

A	22.28 [.877]	±	Ref.
B	10.00 [.394]	±	Ref.
C	32.77 [1.290]	±	Ref.
D	21.84 [.860]	±	Ref.
E	4.30 [.170]	±	Ref.

*NET IMPEDANCE (Z)			
Frequency	300 MHz	500 MHz	1 GHz
Nominal (REF)	220 Ω	290 Ω	210 Ω
Minimum	- Ω	232 Ω	- Ω

* NET IMPEDANCE IS IMPEDANCE OF THE FERRITE CORE ONLY. ALL IMPEDANCE CONTRIBUTION FROM TEST WIRE AND FIXTURES HAS BEEN REMOVED.

NET Z,R AND X vs. FREQUENCY (REF. ONLY)



AGILENT E4991A Impedance/Material Analyzer
HP 16092A-Test Fixture REF2864

NOTES:

1. PLASTIC CASE MATERIAL: POLYPROPYLENE OR NYLON UL94 V-2 OR BETTER FOR FLAMMABILITY.
2. ASSEMBLED PART #: HFA187102-0A2
3. CASE COLOR: BLACK - "0A2"

DIMENSIONS ARE IN mm[INCHES].				This print is the property of Laird Tech. and is loaned in confidence subject to return upon request and with the understanding that no copies shall be made without the written consent of Laird Tech. All rights to design or invention are reserved.		Laird	
REV	DESCRIPTION	DATE	INT	PROJECT/PART NUMBER:	REV	PART TYPE:	DRAWN BY:
G	UPDATED LOGO	03/13/13	QIU	HFA187102-0A2	G	FERRITE SNAP-ON	JRK
F	UPDATED LOGO	03/13/13	QIU	DATE: 09/03/04	SCALE: NTS	MATERIAL:	
E	UPDATE NOTES AND COMPANY LOGO	01/22/08	TMB	CAD # HFA187102-0A2-G	TOOL #	NiZn Ferrite	
D	CHANGE CORE DIM "C" TOLERANCE TO 0.51 [.020] & CASE TOLERANCES TO	10/27/06	TMB				

Mouser Electronics

Authorized Distributor

Click to View Pricing, Inventory, Delivery & Lifecycle Information:

[Laird Performance Materials:](#)

[HFA187102-0A2](#)