

174463-2 ✓ ACTIVE

AMP | Multilock Connector System

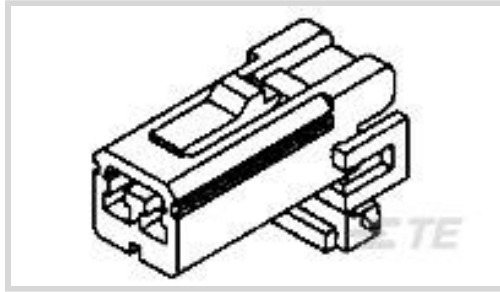
TE Internal #: 174463-2

Housing for Female Terminals, Wire-to-Wire, 2 Position, .138 in [3.5 mm] Centerline, Black, Signal, Multilock Connector System

[View on TE.com >](#)



Connectors > Automotive Connectors > Automotive Housings > MULTILOCK, CONNECTOR HOUSING



Connector & Housing Type: **Housing for Female Terminals**

Mating Tab Width: **1.8 mm [ .071 in ]**

Connector System: **Wire-to-Wire**

Number of Positions: **2**

Centerline (Pitch): **3.5 mm [ .138 in ]**

[All MULTILOCK, CONNECTOR HOUSING \(567\)](#)

## Features

### Product Type Features

Connector Shape	Rectangular
Connector & Housing Type	Housing for Female Terminals
Connector System	Wire-to-Wire
Sealable	No
Hybrid Connector	No
Primary Locking Feature	Integrated in Housing

### Configuration Features

Number of Positions	2
---------------------	---

### Electrical Characteristics

Operating Voltage	12 VDC
Nominal Voltage Architecture	12 V

### Body Features

Cable Exit Angle	180°
Primary Product Color	Black

### Contact Features

Contact Size	1.8mm
Contact Type	Receptacle



Mating Tab Width	1.8 mm[.071 in]
------------------	-----------------

### Mechanical Attachment

Terminal Position Assurance	No
-----------------------------	----

Strain Relief	Without
---------------	---------

Mating Alignment Type	Polarized
-----------------------	-----------

Mating Alignment	With
------------------	------

Connector Mounting Type	Cable Mount (Free-Hanging)
-------------------------	----------------------------

### Housing Features

Housing Material	PBT
------------------	-----

Centerline (Pitch)	3.5 mm[.138 in]
--------------------	-----------------

### Dimensions

Connector Height	10 mm[.394 in]
------------------	----------------

Product Width	21 mm[.828 in]
---------------	----------------

Product Length	10.4 mm[.409 in]
----------------	------------------

### Usage Conditions

Operating Temperature (Max)	70 °C, 75 °C, 80 °C, 85 °C, 90 °C, 100 °C, 105 °C[158 °F][167 °F][176 °F][185 °F][194 °F] [212 °F][221 °F]
-----------------------------	--

Operating Temperature Range	-30 – 105 °C[-22 – 221 °F]
-----------------------------	----------------------------

### Operation/Application

Circuit Application	Signal
---------------------	--------

### Industry Standards

UL Flammability Rating	UL 94HB
------------------------	---------

### Packaging Features

Packaging Quantity	100
--------------------	-----

Packaging Method	Bag
------------------	-----

### Other

Serviceable	No
-------------	----

Connector Position Assurance Capable	No
--------------------------------------	----

### Product Compliance

[For compliance documentation, visit the product page on TE.com>](#)



EU RoHS Directive 2011/65/EU	Compliant
EU ELV Directive 2000/53/EC	Compliant
China RoHS 2 Directive MIIT Order No 32, 2016	No Restricted Materials Above Threshold
EU REACH Regulation (EC) No. 1907/2006	Current ECHA Candidate List: JUNE 2023 (235) Candidate List Declared Against: JUNE 2023 (235) Does not contain REACH SVHC
Halogen Content	Low Halogen - Br, Cl, F, I < 900 ppm per homogenous material. Also BFR/CFR/PVC Free
Solder Process Capability	Not applicable for solder process capability

Product Compliance Disclaimer

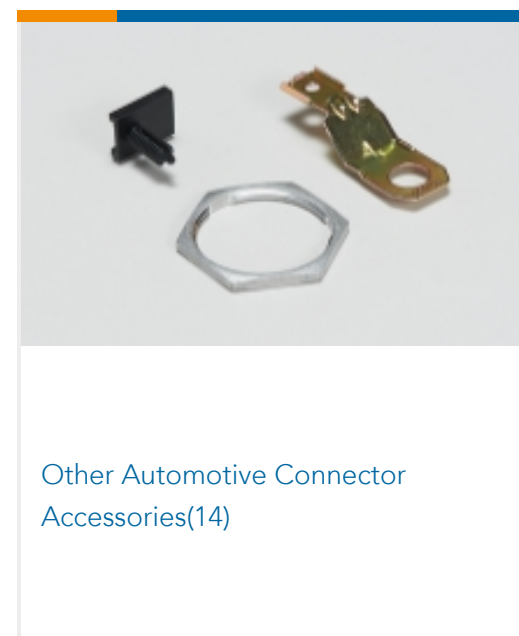
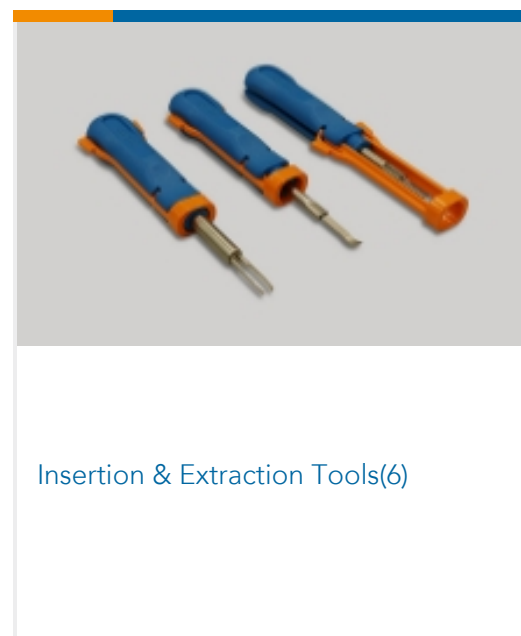

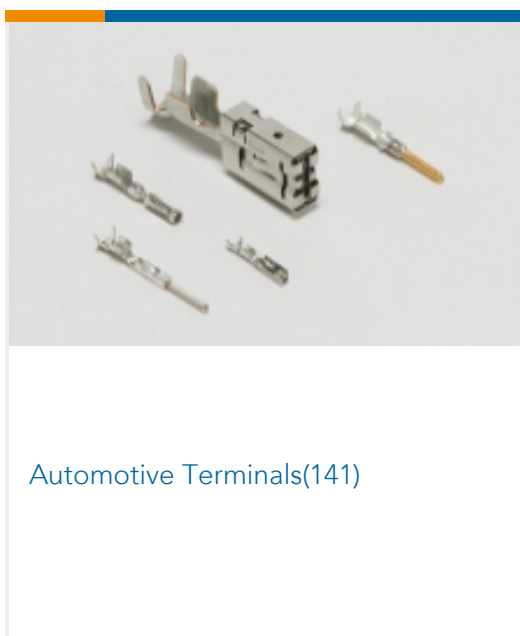
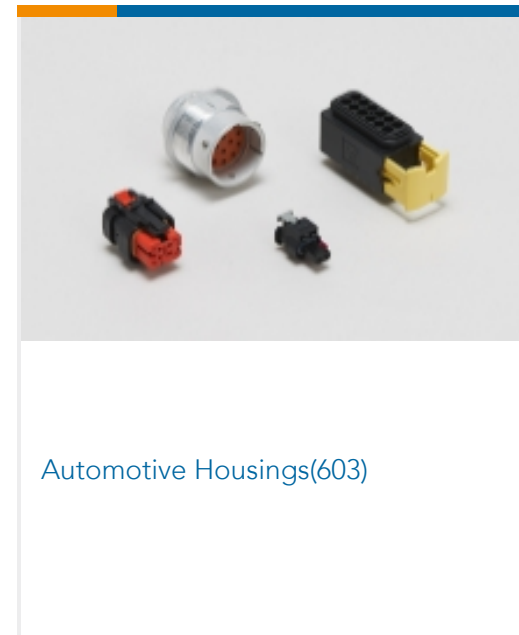

This information is provided based on reasonable inquiry of our suppliers and represents our current actual knowledge based on the information they provided. This information is subject to change. The part numbers that TE has identified as EU RoHS compliant have a maximum concentration of 0.1% by weight in homogenous materials for lead, hexavalent chromium, mercury, PBB, PBDE, DBP, BBP, DEHP, DIBP, and 0.01% for cadmium, or qualify for an exemption to these limits as defined in the Annexes of Directive 2011/65/EU (RoHS2). Finished electrical and electronic equipment products will be CE marked as required by Directive 2011/65/EU. Components may not be CE marked. Additionally, the part numbers that TE has identified as EU ELV compliant have a maximum concentration of 0.1% by weight in homogenous materials for lead, hexavalent chromium, and mercury, and 0.01% for cadmium, or qualify for an exemption to these limits as defined in the Annexes of Directive 2000/53/EC (ELV). Regarding the REACH Regulation, the information TE provides on SVHC in articles for this part number is based on the latest European Chemicals Agency (ECHA) 'Guidance on requirements for substances in articles' posted at this URL: <https://echa.europa.eu/guidance-documents/guidance-on-reach>

## Compatible Parts


 <p>TE Part # CAT-M9194-T273 MULTILOCK, RECEPTACLE AND TAB</p>	 <p>TE Part # 85284-1 070 MLC 2P CAP HSG (CLIP TYPE)</p>	 <p>TE Part # 755430-2 EXT, TOOL ASSY</p>	 <p>TE Part # 174460-2 070 MULTILOCK 2P CAP HSG</p>
 <p>TE Part # 174460-1 070 MULTILOCK 2P CAP HSG</p>	 <p>TE Part # 178602-2 070 MLC</p>	 <p>TE Part # 178602-1 070 MULTILOC CAP HSG PANEL LOC</p>	 <p>TE Part # 345208-1 070 SERIES RECEPT.</p>




## Also in the Series | Multilock Connector System



## Customers Also Bought








TE Part #1-968050-1  
SPECIAL TERMINAL 11-10 AWG PTPB



TE Part #1924955-4  
CONTACT,FEMALE0.64,18AWG,  
UNSEALED



TE Part #1-2208021-4  
22POS,0.64 GENER. Y,REC HSG,ASSY



TE Part #2035363-7  
1X6 GENERATION Y ASSY KEY E



TE Part #2315584-2  
1POS,JPT,REC HSG ASSY,UNSLD

## Documents

### Product Drawings

#### CAD Files

[3D PDF](#)

3D

#### Customer View Model

[ENG\\_CVM\\_CVM\\_174463-2\\_J.2d\\_dxf.zip](#)

English

#### Customer View Model

[ENG\\_CVM\\_CVM\\_174463-2\\_J.3d\\_igs.zip](#)

English

#### Customer View Model

[ENG\\_CVM\\_CVM\\_174463-2\\_J.3d\\_stp.zip](#)

English

By downloading the CAD file I accept and agree to the [Terms and Conditions](#) of use.

### Datasheets & Catalog Pages

[MULTILOCK Connector System](#)

English

### Product Specifications

[Product Specification](#)

Japanese