

# Features

# Regulated Converter

- 2MOPP, 250VAC working voltage isolation
- Clearance and creepage distance >8mm
- Up to 10kVDC reinforced insulation
- IEC/EN/UL 60601 certified with CB Report (3rd Ed. Safety, 4th Ed. EMC)
- -40°C to +85°C operation, no derating
- 2:1 wide input range



## REM3.5E

**3.5 Watt**  
**2:1 Input**  
**DIP24 or SMD**  
**Single & Dual**  
**Output**



CAN/CSA-C22.2 No. 60601-1:14 certified  
 ANSI/AAMI ES60601-1 certified  
 EN60601-1 certified  
 IEC60601-1 certified  
 IEC60601-1-2 compliant  
 EN55032 compliant

### Description

The REM3.5E series of medical grade regulated DC/DC converters feature reinforced 250VAC continuous working isolation with >8mm creepage/clearance. The compact DIP24/SMD package offers industry standard pinouts with tightly regulated single/dual outputs and UVLO, SCP and OCP. The operating ambient temperature range is from -40°C to +85°C without derating. The converters are UL marked and certified to CB, IEC, EN and ANSI/AAMI 60601 3rd. Ed. Safety and 4th Ed. EMC medical standards. The low 1µA leakage current complies with medical applied part B, BF and CF limits as defined by IEC60601-1.

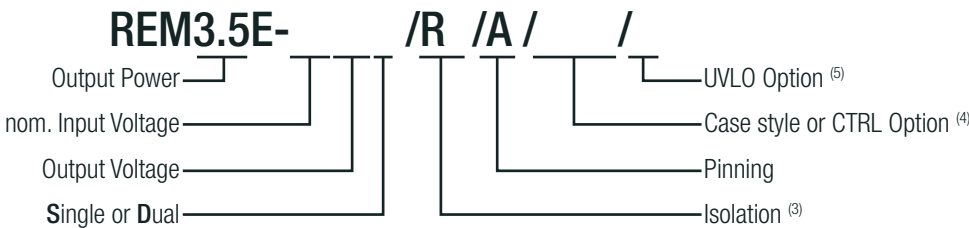
### Selection Guide

Part Number	Input Voltage Range [VDC]	Output Voltage [VDC]	Output Current [mA]	Efficiency typ. <sup>(1)</sup> [%]	Max. Capacitive Load <sup>(2)</sup> [µF]
REM3.5E-xx05S <sup>(3,4,5)</sup>	4.5-9 / 9-18 / 18-36 / 36-75	5	700	76 / 80 / 81 / 82	4700
REM3.5E-xx09S <sup>(3,4,5)</sup>	4.5-9 / 9-18 / 18-36 / 36-75	9	388	80 / 81 / 82 / 82	3300
REM3.5E-xx12S <sup>(3,4,5)</sup>	4.5-9 / 9-18 / 18-36 / 36-75	12	290	82 / 82 / 83 / 82	2200
REM3.5E-xx15S <sup>(3,4,5)</sup>	4.5-9 / 9-18 / 18-36 / 36-75	15	233	83 / 82 / 84 / 83	2200
REM3.5E-xx24S <sup>(3,4,5)</sup>	4.5-9 / 9-18 / 18-36 / 36-75	24	145	82 / 82 / 84 / 83	1000
REM3.5E-xx05D <sup>(3,4,5)</sup>	4.5-9 / 9-18 / 18-36 / 36-75	±5	±350	76 / 80 / 81 / 82	±2200
REM3.5E-xx09D <sup>(3,4,5)</sup>	4.5-9 / 9-18 / 18-36 / 36-75	±9	±194	80 / 81 / 82 / 82	±1600
REM3.5E-xx12D <sup>(3,4,5)</sup>	4.5-9 / 9-18 / 18-36 / 36-75	±12	±145	82 / 82 / 83 / 82	±1000
REM3.5E-xx15D <sup>(3,4,5)</sup>	4.5-9 / 9-18 / 18-36 / 36-75	±15	±117	83 / 82 / 84 / 83	±1000

#### Notes:

- Note1: Efficiency is tested at nominal input and full load at +25°C ambient  
 Note2: Max Cap Load is tested at nominal input and full resistive load

### Model Numbering



#### Notes:

- Note3: add suffix „/R8“ for 8kVDC or „/R10“ for 10kVDC isolation (DIP24 only)  
 if SMD package is used, always add suffix „/R6“ for 6kVDC isolation  
 Note4: add suffix „/CTRL“ for fitted CTRL pin (DIP24 only)  
 if SMD package is used do not add suffix „/CTRL“, CTRL pin is always mounted  
 Note5: add suffix „/X1“ for Under Voltage Lockout Option

#### Ordering Examples

- REM3.5E-0505S/R8/A = 5Vin, 5Vout, Single, 8kVDC Isolation and „A“ pinning, DIP24  
 REM3.5E-1205D/R10/A/CTRL = 12Vin, 5Vout, Dual, 10kVDC Isolation, „A“ pinning, with CTRL pin  
 REM3.5E-0505S/R6/A/SMD = 5Vin, 5Vout, Single, 6kVDC Isolation, „A“ pinning, SMD with CTRL pin  
 REM3.5E-2405D/R10/A/CTRL/X1 = 24Vin, 5Vout, Dual, 10kVDC Isolation, „A“ pinning, DIP24, CTRL pin and UVLO Option

**Specifications** (measured @ Ta= 25°C, nom. Vin, full load and after warm-up unless otherwise stated)

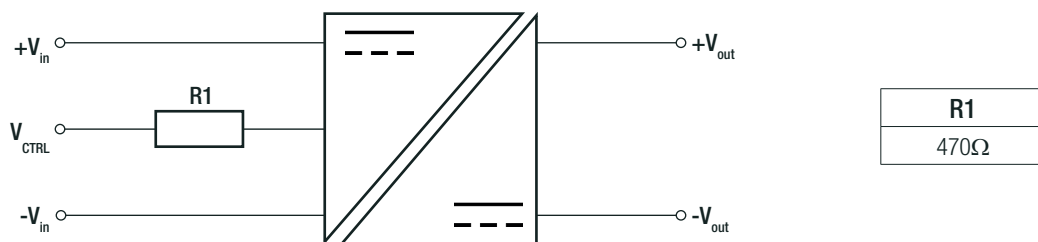
**BASIC CHARACTERISTICS**

Parameter	Condition	Min.	Typ.	Max.
Internal Input Filter				Pi-type
Input Voltage Range	nom. Vin = 5VDC nom. Vin = 12VDC nom. Vin = 24VDC nom. Vin = 48VDC	4.5VDC 9VDC 18VDC 36VDC	5VDC 12VDC 24VDC 48VDC	9VDC 18VDC 36VDC 75VDC
Under Voltage Lockout (UVLO) ("X1" version)	nom. Vin= 5VDC		3.9VDC	4.5VDC
	nom. Vin= 12VDC		7.9VDC	9VDC
	nom. Vin= 24VDC		16.7VDC	18VDC
	nom. Vin= 48VDC		34.3VDC	36VDC
Input Current	nom. Vin = 5VDC nom. Vin = 12VDC nom. Vin = 24VDC nom. Vin = 48VDC		900mA 360mA 180mA 90mA	
Quiescent Current	nom. Vin = 5VDC nom. Vin = 12VDC nom. Vin = 24VDC nom. Vin = 48VDC			50mA 20mA 5mA 2.5mA
Minimum Load <sup>(7)</sup>			10%	
Start-up time			0.6ms	
Rise time			0.45ms	
Hold-up time			0.6ms	
ON/OFF CTRL	DC-DC ON DC-DC OFF		Open or 0VDC < V <sub>CTRL</sub> < 1.2VDC Short or 4.8VDC < V <sub>CTRL</sub> < 12VDC	
Input Current of CTRL Pin	V <sub>CTRL</sub> = 5VDC		25mA	
Standby Current	DC-DC OFF			350µA
Intvernal Operating Frequency		120kHz		
Output Ripple and Noise <sup>(6)</sup>	20MHz BW			150mVp-p

**Notes:**

Note6: Measurements are made with a 0.1µF MLCC across output. (low ESR)

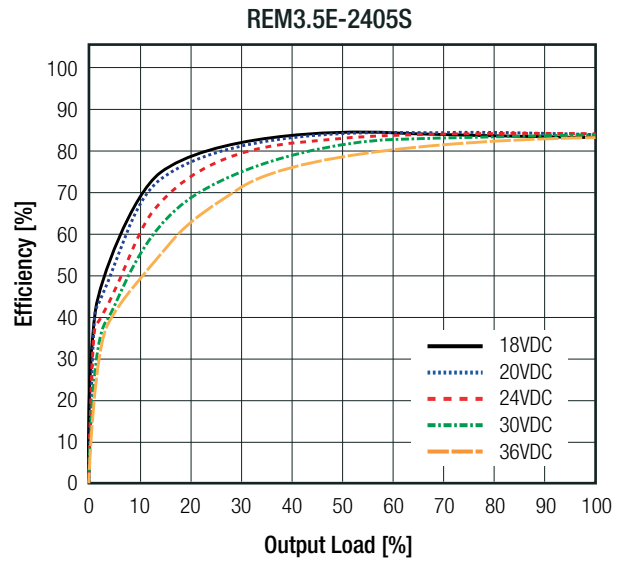
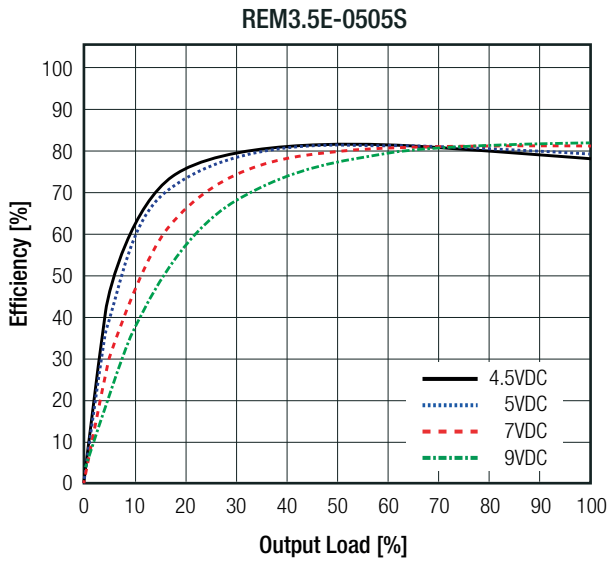
**ON/OFF CTRL Option**



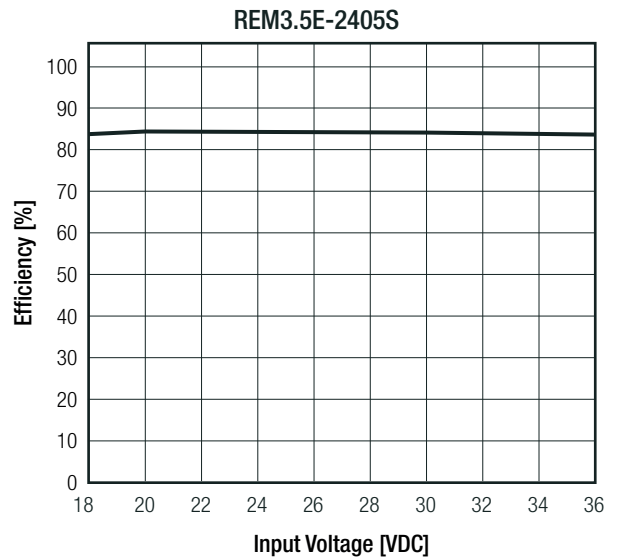
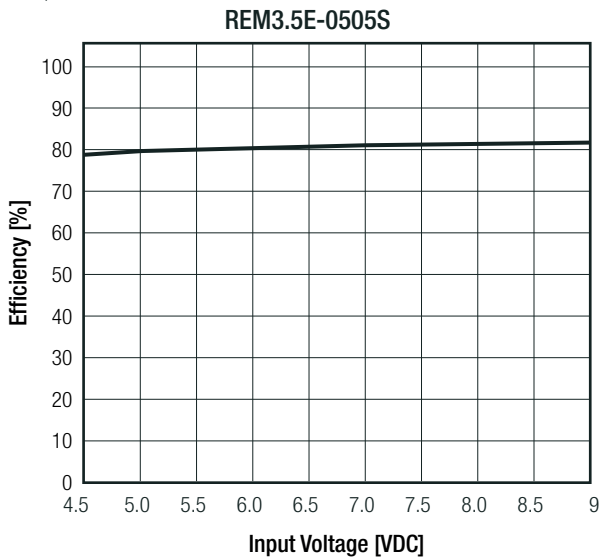
continued on next page

Specifications (measured @ Ta= 25°C, nom. Vin, full load and after warm-up unless otherwise stated)

Efficiency vs. Output Load



Efficiency vs. Input Voltage  
(@ full Load)



**REGULATIONS**

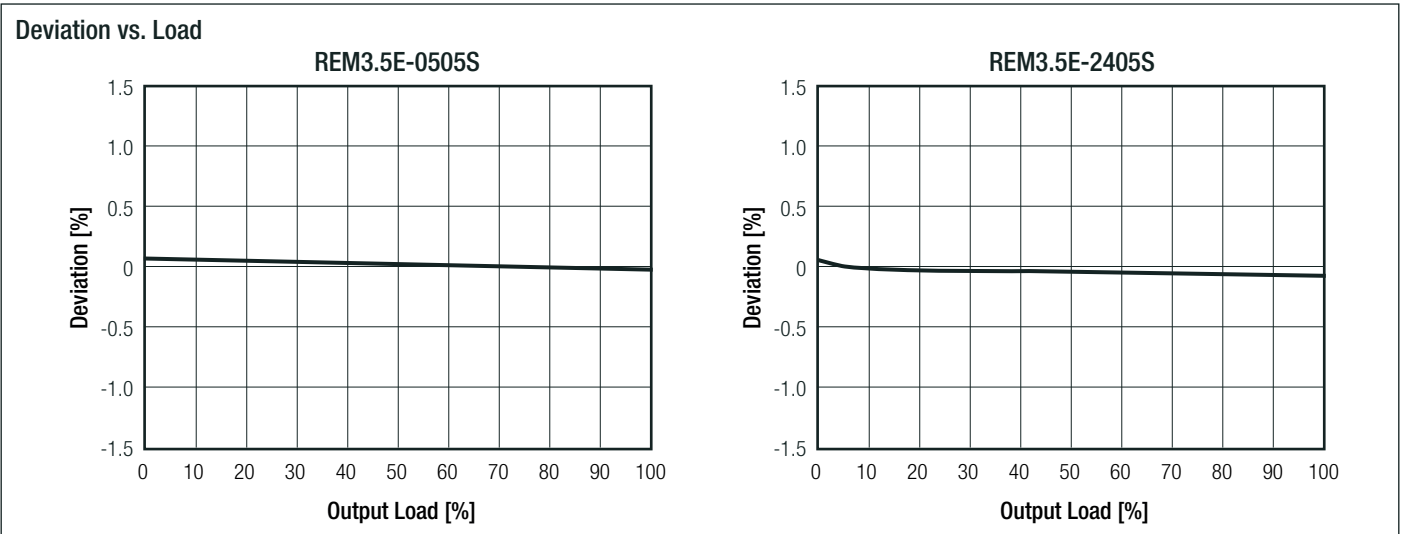
Parameter	Condition	Value
Output Accuracy		±1.5% typ.
Line Regulation	low line to high line, full load	±0.3% max.
Load Regulation <sup>(7)</sup>	10% to 100% load	0.5% typ.
Cross Regulation	dual output only	±5.0% max.
Transient Response	25% load step change	5ms

Notes:

Note7: Operation below 10% load will not harm the converter, but specifications may not be met

continued on next page

**Specifications** (measured @ Ta= 25°C, nom. Vin, full load and after warm-up unless otherwise stated)



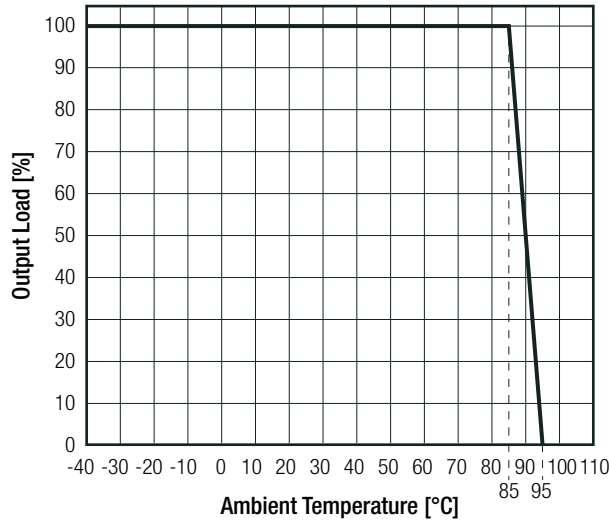
PROTECTIONS					
Parameter	Type			Value	
Short Circuit Protection (SCP)	below 100mΩ			continuous, hiccup mode, automatic recovery	
Isolation Voltage <sup>(8)</sup>	I/P to O/P	DIP24	"/R8" suffix	tested for 1 second rated for 1 minute	8kVDC 4kVAC/60Hz
			"/R10" suffix	tested for 1 second rated for 1 minute	10kVDC 5kVAC/60Hz
		SMD	"/R6" suffix	rated for 1 minute	6kVDC
Isolation Resistance				10GΩ min.	
Isolation Capacitance				20pF typ.	
Insulation Grade				reinforced	
Leakage Current				0.8μA typ. / 1μA max.	
Means of Protection	250VAC working voltage			2MOPP	
Medical Device Classification				built-in power supply	
Internal	clearance/creepage			>8mm	
External	clearance/creepage			>8mm	
<b>Notes:</b>					
Note8: For repeat Hi-Pot testing, reduce the time and/or the test voltage					
Note9: Refer to local safety regulations if input over-current protection is also required. Recommended fuse: slow blow type					

ENVIRONMENTAL			
Parameter	Condition		Value
Operating Temperature Range	full load @ natural convection 0.1m/s (see graph)		-40°C to +85°C
Maximum Case Temperature			+105°C
Temperature Coefficient			±0.02%/K typ. / ±0.05%/K max.
Thermal Impedance	0.1m/s, horizontal		20K/W
Operating Altitude			3000m
Operating Humidity	non-condensing		5% - 95% RH max.
Pollution Degree			PD2
MTBF	according to MIL-HDBK-217F, G.B.	+25°C	3600 x 10 <sup>3</sup> hours
		+85°C	450 x 10 <sup>3</sup> hours
continued on next page			

**Specifications** (measured @ Ta= 25°C, nom. Vin, full load and after warm-up unless otherwise stated)

**Derating Graph**

(@ Chamber and natural convection 0.1m/s)



**SAFETY AND CERTIFICATIONS**

Certificate Type (Safety)	Report / File Number	Standard
Medical Electric Equipment, General Requirements for Safety and Essential Performance	E314885	CAN/CSA-C22.2 No. 60601-1:14, 3rd Edition: 2014 ANSI/AAMI ES60601-1:2012
Medical Electric Equipment, General Requirements for Safety and Essential Performance (CB Scheme)	E314885	IEC60601-1:2005, 3rd Edition + AM1:2012
Medical Electric Equipment, General Requirements for Safety and Essential Performance	WD-SE-R-180524-A0	EN60601-1:2006 + A12:2014 IEC60601-1:2005, 3rd Edition + AM1:2012
RoHS 2		RoHS 2011/65/EU + AM2015/863

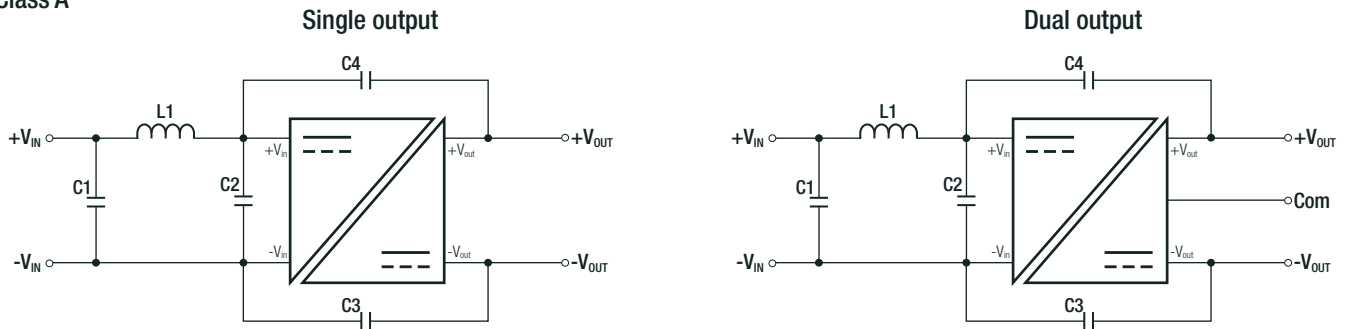
EMC Compliance	Condition	Standard / Criterion
Information technology equipment - Radio disturbance characteristics - Limits and methods of measurement	with external filter refer to <b>"EMC Filtering"</b>	EN55032, Class A and B
Information technology equipment - Immunity characteristics - Limits and methods of measurement		EN55024:2010 + A1:2015
ESD Electrostatic discharge immunity test	Air ±8kV, Contact ±4kV	IEC61000-4-2:2009, Criteria A
Radiated, radio-frequency, electromagnetic field immunity test	3V/m	IEC61000-4-3:2006 + A2:2010, Criteria A
Fast Transient and Burst Immunity	DC Power Port: ±1kV	IEC61000-4-4:2012, Criteria A
Surge Immunity	DC Power (Output) Port: ±0.5kV	IEC61000-4-5:2014 + A1:2017, Criteria A
Immunity to conducted disturbances, induced by radio-frequency fields	DC Power (Output) Port: 3V	IEC61000-4-6:2013 + C1:2015, Criteria A
Power Magnetic Field Immunity	50Hz, 1A/m	IEC61000-4-8:2010, Criteria A
Medical electrical equipment Part 1-2: Electromagnetic disturbances – Requirements and tests	with external filter	EN60601-1-2:2015 IEC60601-1-2:2014
Industrial, scientific and medical equipment – Radio frequency disturbance characteristics – Limits and methods of measurement		EN55011:2016+A1:2017, Class B
ESD Electrostatic discharge immunity test	Air ±15kV, Contact ±8kV	IEC61000-4-2:2008, EN61000-4-2:2009
Radiated, radio-frequency, electromagnetic field immunity test	10V/m	IEC61000-4-3:2006+A1:2007+A2:2010 EN61000-4-3:202006+A2:2010
Fast Transient and Burst Immunity	DC Power Port: ±2kV	IEC/EN61000-4-4:2012
Surge Immunity	DC Power (Output) Port: ±1kV	IEC/EN61000-4-5:2014+A1:2017
Immunity to conducted disturbances, induced by radio-frequency fields	DC Power (Output) Port: 3V, 6V	IEC61000-4-6:2013, EN61000-4-6:2014
Power Magnetic Field Immunity	50Hz, 30A/m	IEC61000-4-8:2009, EN61000-4-8:2010

continued on next page

Specifications (measured @ Ta= 25°C, nom. Vin, full load and after warm-up unless otherwise stated)

### EMC Filtering Suggestions according to EN55032

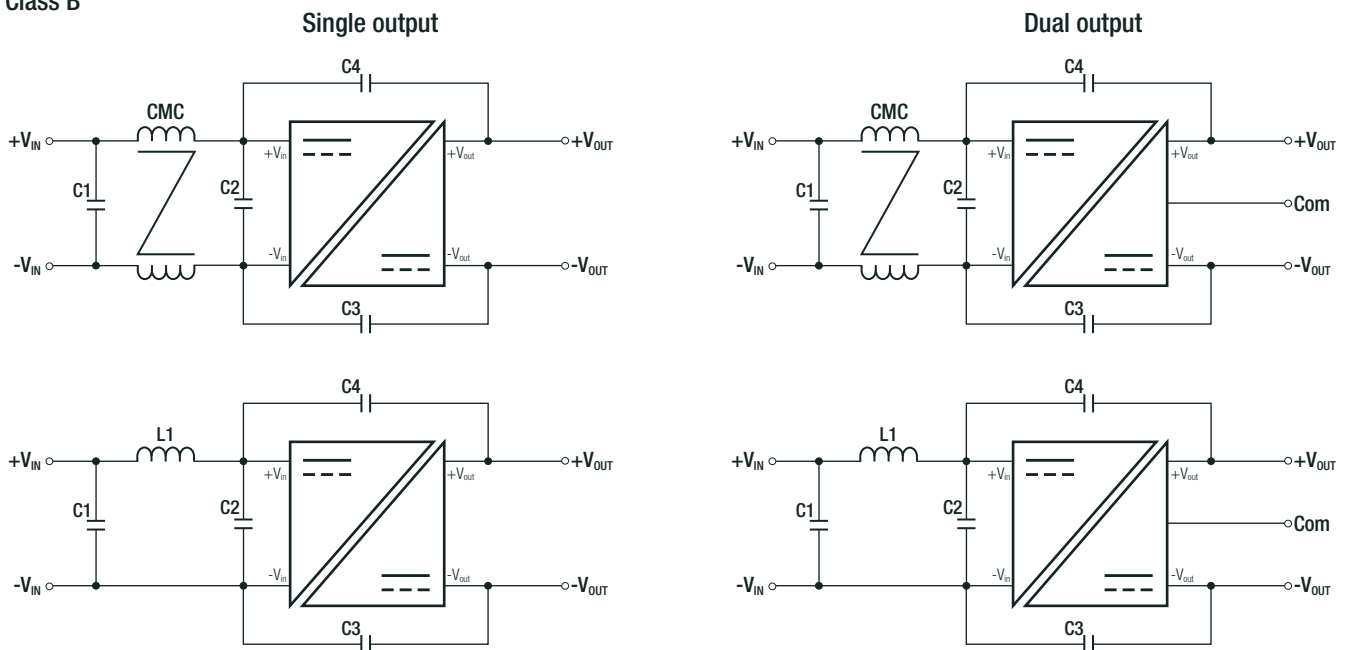
#### Class A



#### Component List Class A

MODEL	C1	C2	C3	C4	L1
REM3.5E-05xxS/R/A and REM3.5E-12xxS/R/A	4.7µF/50V	N/A	100pF/12kV	N/A	3.3µH
REM3.5E-24xxS/R/A and REM3.5E-48xxS/R/A			150pF/12kV		
REM3.5E-05xxD/R/A and REM3.5E-12xxD/R/A	10µF/100V		100pF/12kV	100pF/12kV	
REM3.5E-24xxD/R/A and REM3.5E-48xxD/R/A			150pF/12kV	150pF/12kV	

#### Class B



#### Component List Class B

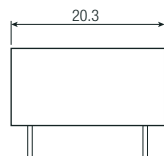
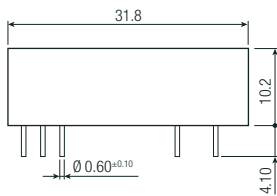

MODEL	C1	C2	C3	C4	L1	CMC
REM3.5E-05xxS/R/A	4.7µF/50V	N/A	100pF/12kV	N/A	N/A	0.2mH
REM3.5E-12xxS/R/A		4.7µF/50V	220pF/12kV		50µH	N/A
REM3.5E-24xxS/R/A	10µF/100V	10µF/100V	220pF/12kV		N/A	1mH
REM3.5E-48xxS/R/A			330pF/12kV			
REM3.5E-05xxD/R/A	4.7µF/50V	N/A	100pF/12kV	100pF/12kV	N/A	0.2mH
REM3.5E-12xxD/R/A		4.7µF/50V	220pF/12kV	220pF/12kV	50µH	N/A
REM3.5E-24xxD/R/A	10µF/100V	10µF/100V	220pF/12kV	220pF/12kV		
REM3.5E-48xxD/R/A			330pF/12kV	330pF/12kV	N/A	1mH

**Specifications** (measured @ Ta= 25°C, nom. Vin, full load and after warm-up unless otherwise stated)

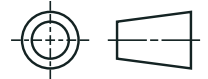
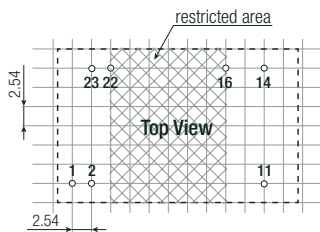
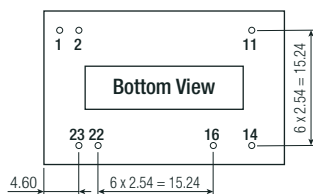
Parameter	Type	Value
Material	baseplate case potting	non-conductive black plastic, (UL94 V-0) non-conductive black plastic, (UL94 V-0) silicone, (UL94 V-0)
Dimension (LxWxH)	DIP24 SMD	31.8 x 20.3 x 10.2mm 31.8 x 20.3 x 10.9mm
Weight		14g typ.

**Dimension Drawing (mm)**

**DIP24**



**Recommended Footprint Details**

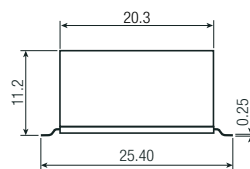
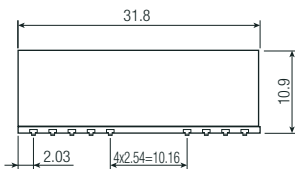
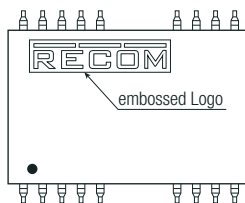


**Pin Connections**

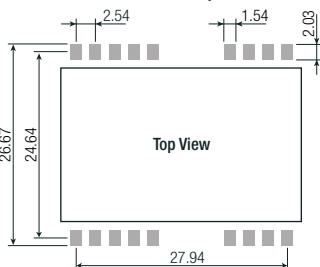
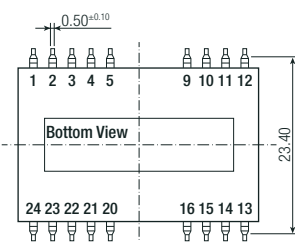
Pin #	Single	Dual
1	CTRL <sup>(4)</sup>	CTRL <sup>(4)</sup>
2	-Vin	-Vin
11	NC	-Vout
14	+Vout	+Vout
16	-Vout	Com
22	+Vin	+Vin
23	+Vin	+Vin

Tolerance:  
xx.x ± 0.5mm  
xx.xx ± 0.25mm

**SMD**



**Recommended Footprint Details**



**Pin Connections**

Pin #	Single	Dual
1	CTRL	CTRL
2	-Vin	-Vin
3, 4, 5, 9, 10	NC	NC
11	NC	-Vout
12, 13, 15	NC	NC
14	+Vout	+Vout
16	-Vout	Com
20, 21, 24	NC	NC
22	+Vin	+Vin
23	+Vin	+Vin

Tolerance:  
xx.x ± 0.5mm  
xx.xx ± 0.35mm

**Specifications** (measured @ Ta= 25°C, nom. Vin, full load and after warm-up unless otherwise stated)

**PACKAGING INFORMATION**

Parameter	Type		Value
	Packaging Dimension (LxWxH)	tube	
Packaging Quantity	tube		15pcs
Storage Temperature Range			-55°C to +125°C
Storage Humidity			95% RH max.

The product information and specifications may be subject to changes even without prior written notice. The product has been designed for various applications; its suitability lies in the responsibility of each customer. The products are not authorized for use in safety-critical applications without RECOM's explicit written consent. A safety-critical application is an application where a failure may reasonably be expected to endanger or cause loss of life, inflict bodily harm or damage property. The applicant shall indemnify and hold harmless RECOM, its affiliated companies and its representatives against any damage claims in connection with the unauthorized use of RECOM products in such safety-critical applications.



# Mouser Electronics

Authorized Distributor

Click to View Pricing, Inventory, Delivery & Lifecycle Information:

## RECOM:

[REM3.5E-0505S/R8/A](#) [REM3.5E-0524S/R8/A/CTRL](#) [REM3.5E-2405S/R8/A/CTRL/X1](#) [REM3.5E-1209D/R8/A](#)  
[REM3.5E-0509S/R10/A/CTRL/X1](#) [REM3.5E-4809S/R8/A/CTRL](#) [REM3.5E-2412D/R10/A/X1](#) [REM3.5E-2412S/R8/A](#)  
[REM3.5E-4815D/R10/A/CTRL](#) [REM3.5E-0505D/R8/A/CTRL/X1](#) [REM3.5E-4815S/R8/A/CTRL/X1](#) [REM3.5E-](#)  
[2409S/R8/A/X1](#) [REM3.5E-1212D/R8/A](#) [REM3.5E-2424S/R10/A](#) [REM3.5E-4815S/R10/A/CTRL/X1](#) [REM3.5E-](#)  
[2415D/R10/A](#) [REM3.5E-4805S/R10/A](#) [REM3.5E-4809D/R10/A/X1](#) [REM3.5E-1212D/R10/A/CTRL/X1](#) [REM3.5E-](#)  
[2415S/R8/A](#) [REM3.5E-2409D/R10/A/CTRL](#) [REM3.5E-4805S/R10/A/CTRL](#) [REM3.5E-2415D/R10/A/CTRL/X1](#)  
[REM3.5E-0505S/R10/A/CTRL](#) [REM3.5E-0515D/R10/A/CTRL](#) [REM3.5E-1215S/R8/A](#) [REM3.5E-4824S/R8/A](#)  
[REM3.5E-0512D/R10/A/CTRL](#) [REM3.5E-4809D/R10/A](#) [REM3.5E-1205D/R10/A](#) [REM3.5E-4812S/R8/A/CTRL](#)  
[REM3.5E-2409S/R8/A](#) [REM3.5E-4805D/R8/A/CTRL/X1](#) [REM3.5E-2405S/R10/A/X1](#) [REM3.5E-4805D/R8/A/CTRL](#)  
[REM3.5E-1209D/R10/A/CTRL](#) [REM3.5E-2412S/R8/A/CTRL](#) [REM3.5E-0515D/R8/A/X1](#) [REM3.5E-](#)  
[1209S/R10/A/CTRL/X1](#) [REM3.5E-4815D/R8/A/X1](#) [REM3.5E-2424S/R8/A/CTRL/X1](#) [REM3.5E-1209S/R10/A](#)  
[REM3.5E-1212S/R8/A/CTRL/X1](#) [REM3.5E-1215S/R8/A/X1](#) [REM3.5E-2409S/R10/A/X1](#) [REM3.5E-1215S/R10/A](#)  
[REM3.5E-0509S/R8/A/CTRL](#) [REM3.5E-1209S/R8/A/CTRL/X1](#) [REM3.5E-0509D/R10/A](#) [REM3.5E-4815S/R10/A/X1](#)  
[REM3.5E-1205D/R8/A](#) [REM3.5E-4809S/R10/A](#) [REM3.5E-0512S/R8/A/CTRL](#) [REM3.5E-1209D/R8/A/X1](#) [REM3.5E-](#)  
[1205D/R10/A/X1](#) [REM3.5E-0509D/R8/A/X1](#) [REM3.5E-2412S/R10/A/CTRL](#) [REM3.5E-0515D/R10/A](#) [REM3.5E-](#)  
[2409D/R8/A/CTRL](#) [REM3.5E-2412D/R8/A/CTRL/X1](#) [REM3.5E-2405S/R10/A](#) [REM3.5E-2424S/R8/A](#) [REM3.5E-](#)  
[1212S/R10/A](#) [REM3.5E-1212D/R10/A/CTRL](#) [REM3.5E-4815S/R8/A/CTRL](#) [REM3.5E-0505D/R8/A/CTRL](#) [REM3.5E-](#)  
[2409D/R10/A/CTRL/X1](#) [REM3.5E-4812D/R8/A/X1](#) [REM3.5E-0505D/R10/A/X1](#) [REM3.5E-1209D/R10/A](#) [REM3.5E-](#)  
[0509D/R8/A/CTRL/X1](#) [REM3.5E-1215S/R10/A/X1](#) [REM3.5E-1205D/R8/A/X1](#) [REM3.5E-0505S/R8/A/CTRL](#) [REM3.5E-](#)  
[4815D/R8/A](#) [REM3.5E-4812D/R10/A/X1](#) [REM3.5E-4809S/R10/A/CTRL/X1](#) [REM3.5E-1215D/R8/A/CTRL](#) [REM3.5E-](#)  
[1224S/R8/A/CTRL](#) [REM3.5E-1212D/R8/A/CTRL](#) [REM3.5E-0512D/R8/A](#) [REM3.5E-4812D/R10/A](#) [REM3.5E-](#)  
[0509S/R10/A/CTRL](#) [REM3.5E-2412S/R8/A/X1](#) [REM3.5E-4809S/R10/A/CTRL](#) [REM3.5E-2415D/R10/A/X1](#) [REM3.5E-](#)  
[1205D/R8/A/CTRL/X1](#) [REM3.5E-2415D/R8/A/CTRL/X1](#) [REM3.5E-2412D/R8/A/CTRL](#) [REM3.5E-1205S/R8/A/CTRL/X1](#)  
[REM3.5E-4809D/R8/A/CTRL/X1](#) [REM3.5E-2412D/R10/A/CTRL/X1](#) [REM3.5E-0509D/R10/A/X1](#) [REM3.5E-](#)  
[4805S/R8/A](#) [REM3.5E-0505S/R8/A/X1](#) [REM3.5E-0512D/R10/A/X1](#) [REM3.5E-4824S/R8/A/CTRL](#) [REM3.5E-](#)  
[0524S/R10/A/CTRL](#) [REM3.5E-2415S/R8/A/CTRL](#) [REM3.5E-0512D/R8/A/X1](#)