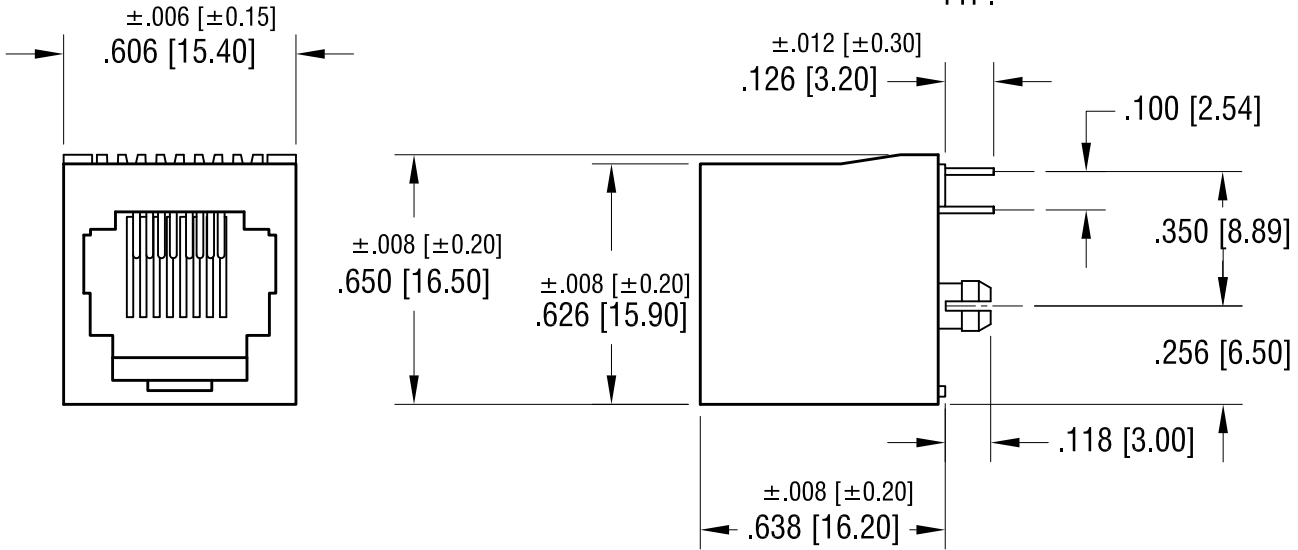
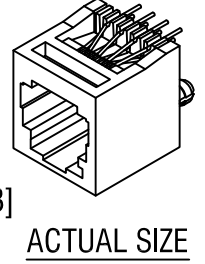
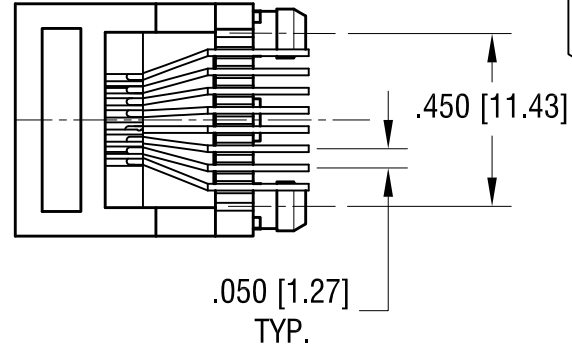
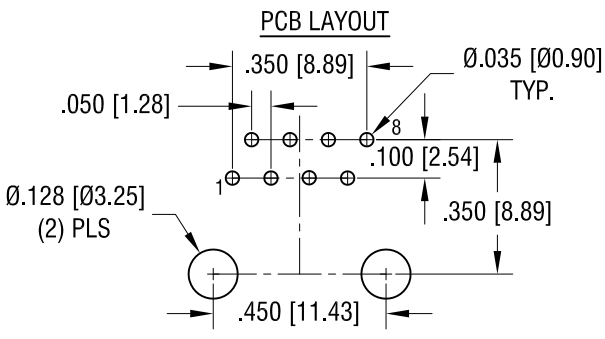


THIS DOCUMENT IS THE PROPERTY OF KEYSTONE ELECTRONICS CORP. AND SHALL NOT BE REPRODUCED, DISTRIBUTED OR USED AS A BASIS FOR MANUFACTURE WITHOUT PRIOR WRITTEN PERMISSION FROM KEYSTONE ELECTRONICS CORP.



NOTE:

1. INSULATOR: MAT'L- THERMOPLASTIC, COLOR BLACK RATED UL 94V-0
2. CONTACT: MAT'L - .018 [0.46] TH'K PHOSPHOR BRONZE FINISH- GOLD PLATE, OVER NICKEL ON CONTACT TIN, OVER COPPER ON SOLDER TAILS
3. OPERATING VOLTAGE: 125 VAC.Rms.
CURRENT RATING- 1.5 Amps
CONTACT RESISTANCE- 30 mΩ MAX.
INSULATION RESISTANCE- 500 MΩ MIN. @500 VDC
4. DIELECTRIC STRENGTH: 1000 VAC Rms 60Hz, 1Min..
5. STORAGE TEMPERATURE:
-40°F (-40°C) TO +176°F (+85°C)
OPERATION TEMPERATURE:
-4°F (-20°C) TO 167°F (+75°C)

KEYSTONE ELECTRONICS CORP.			
www.keyelco.com • NEW HYDE PARK, NY 11040 • Tel (516) 328-7500			
PART NAME			
MODULAR KEYSTONE JACK, 8P8C, VERTICAL			
MATERIAL			
AS NOTED			
FINISH		DRN BY	DATE
AS NOTED		NT	3.07.15
		APP'D	SCALE
		RH	2X
TOLERANCES	INCH [MM]	CODE	DWG NO.
DECIMAL	± .006 [± 0.15]	C	949
ANGULAR	± 1°		
UNLESS OTHERWISE SPECIFIED			

5.20.21	CHANGE AS PER ECN 21-044	B
10.20.20	CHANGE AS PER ECN 20-087	A
DATE	DESCRIPTION	REV.

Mouser Electronics

Authorized Distributor

Click to View Pricing, Inventory, Delivery & Lifecycle Information:

[Keystone Electronics:](#)

[949](#)