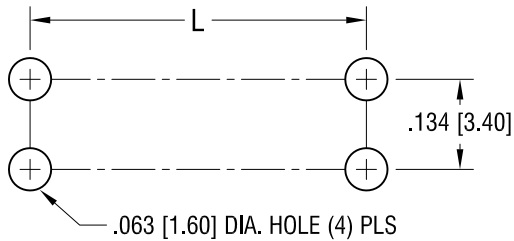


MOUNTING LAYOUT FOR TWO CLIPS

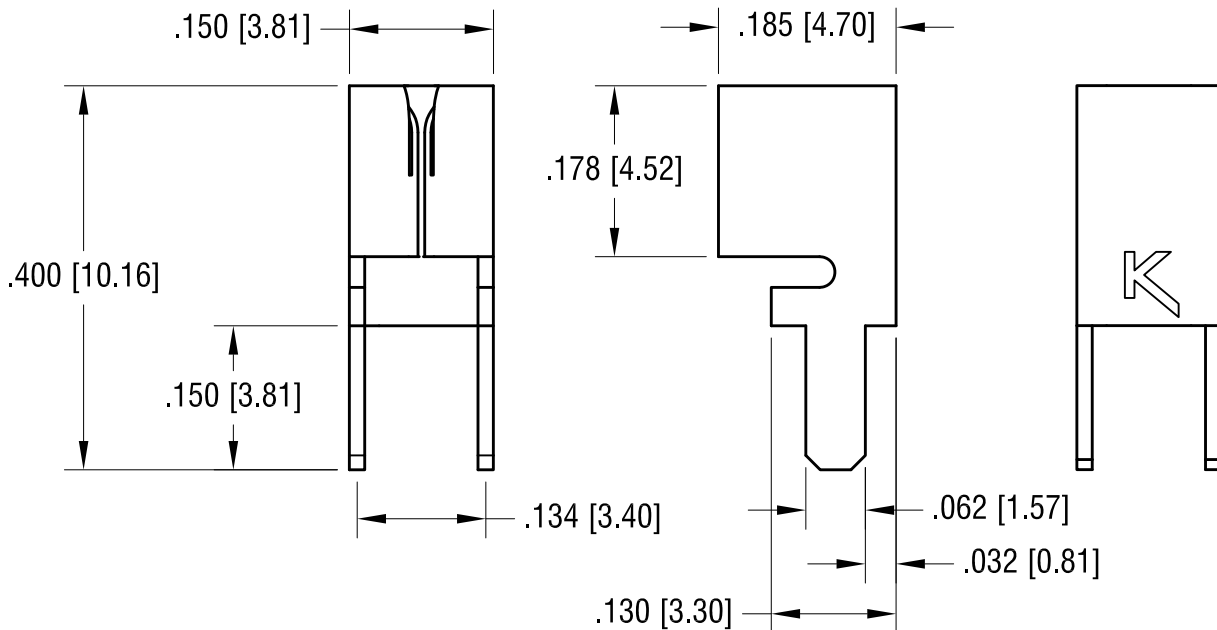
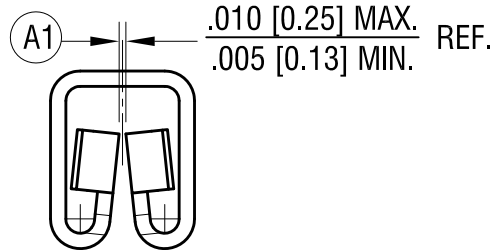
L = .383 [9.73] FOR MINI FUSES

L = .530 [13.46] FOR STANDARD AND LOW PROFILE FUSES



THIS DOCUMENT IS THE PROPERTY OF  
KEYSTONE ELECTRONICS CORP. AND  
SHALL NOT BE REPRODUCED, DISTRIBUTED  
OR USED AS A BASIS FOR MANUFACTURE  
WITHOUT PRIOR WRITTEN PERMISSION  
FROM KEYSTONE ELECTRONICS CORP.

ACTUAL SIZE



1.09.19 ADD (A1) REF. ONLY DIMENSION  
CHANGE AS PER ECN 19-001

A  
REV.

<b>KEYSTONE ELECTRONICS CORP.</b>			
www.keyelco.com • NEW HYDE PARK, NY 11040 • Tel (516) 328-7500			
PART NAME			
LOW PROFILE UNIVERSAL PC AUTO FUSE CLIP			
MATERIAL			
.016 [0.40] TH'K BRASS			
FINISH		DRN BY	DATE
MATTE TIN PLATE		NT	2.01.19
		APP'D	SCALE
		LN	5X
TOLERANCES	INCH [MM]	CODE	DWG NO.
DECIMAL	± .005 [± 0.13]	C	<b>3588-1</b>
ANGULAR	± 1°		
UNLESS OTHERWISE SPECIFIED			

DATE	DESCRIPTION
------	-------------

# Mouser Electronics

Authorized Distributor

Click to View Pricing, Inventory, Delivery & Lifecycle Information:

[Keystone Electronics:](#)

[3588-1](#)