

## Inductors (Coils)

Product Top Page Search by Part No. Search by Characteristics Cross Reference Catalog Tech Notes Technical Support Tools FAQ

MLZ2012A1R0MT000



**Applications** Commercial Grade

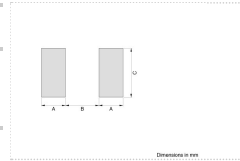
**Feature**

- Shield Magnetic Shield
- Multilayer Multilayer
- Ferrite Core Ferrite Core

**Series | Type** MLZ

**Status** Production (Not Recommended for New Design)  
Recommended Alternate Part No. : [MLZ2012A1R0WT000](#)

**Brand** TDK



Images are for reference only and show exemplary products.

PDF file of this page

Contact

**Documents**

Product Lineup

Size	
Length(L)	2.00mm ±0.20mm
Width(W)	1.25mm ±0.20mm
Thickness(T)	0.85mm ±0.20mm
Recommended Land Pattern (A)	0.80mm Nom.
Recommended Land Pattern (B)	1.00mm Nom.
Recommended Land Pattern (C)	1.20mm Nom.

Electrical Characteristics	
Inductance	1μH ±20% at 10MHz
Rated Current (L Change) [Typ.]	
Rated Current (L Change) [Max.]	220mA (50% Down)
Rated Current (Temperature Rise) [Typ.]	220mA (20°C Rise)
Rated Current (Temperature Rise) [Max.]	220mA (20°C Rise)
DC Resistance [Typ.]	120mΩ
DC Resistance [Max.]	156mΩ
Self Resonant Frequency [Min.]	
Self Resonant Frequency [Typ.]	
Q [Min.]	
Q [Typ.]	

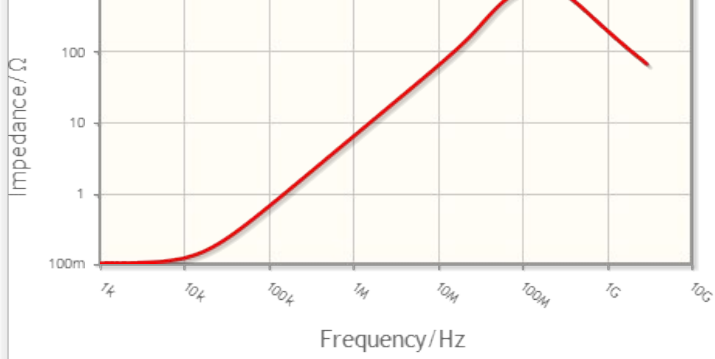
Other	
Operating Temp. Range (Including Self-Temp. Rise)	-55 to 125°C
Soldering Method	Wave (Flow) Reflow Iron Soldering
AEC-Q200	No
Packing	Punched (Paper)Taping [180mm Reel]
Package Quantity	4000pcs
Weight	0.01g

### Characteristic Graph (This is reference data, and does not guarantee the products characteristics.)

Impedance

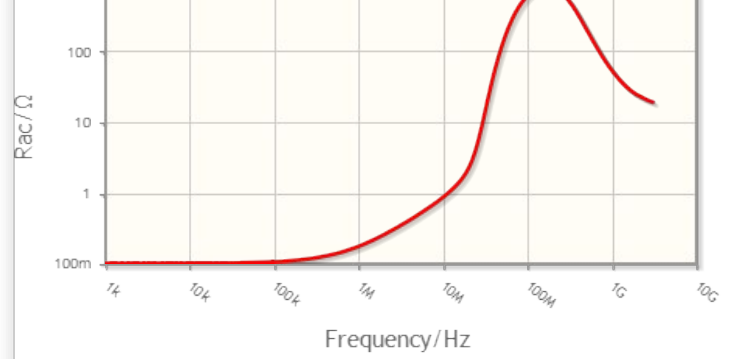
Rac

1k



MLZ2012A1R0MT000

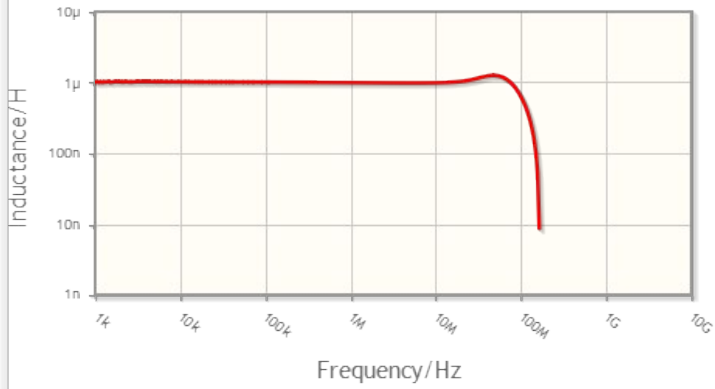
Change settings



MLZ2012A1R0MT000

Change settings

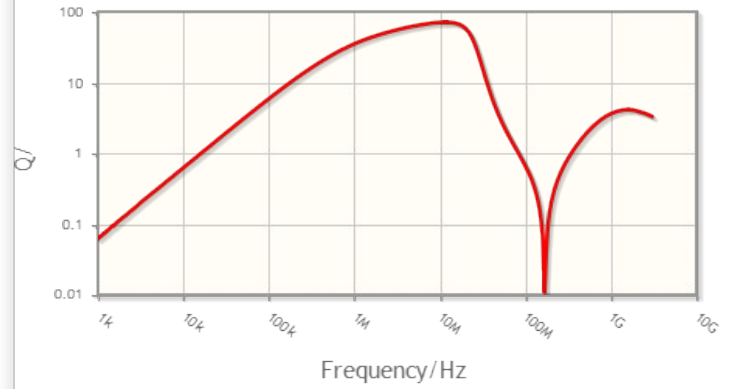
**Inductance**



MLZ2012A1R0MT000

Change settings

**Q**



MLZ2012A1R0MT000

Change settings

**DC Bias Characteristic**

no data available

Change settings

**Temperature Characteristic**

no data available

Change settings

**Temperature Rise by DC**

no data available

Change settings

## Products

» [Search by Part No.](#) » [Search by Characteristics](#) » [Distributor Inventory Check](#)

- » [Capacitors](#)
- » [Inductors \(Coils\)](#)
- » [EMC Components](#)
- » [RF Components and Modules](#)
- » [Voltage / Current / Temperature Protection Devices](#)
- » [Sensors and Sensor Systems](#)
- » [Ceramic Switching / Heating, Piezo Components, Buzzers and Microphones](#)
- » [Transformers](#)
- » [Ferrites and Accessories](#)
- » [Noise Suppressing / Magnetic Sheet](#)
- » [Anechoic Chambers and Radio Wave Absorbers](#)
- » [Power Supplies](#)
- » [Magnets](#)
- » [Flash Storages](#)
- » [Wireless Power Transfer](#)
- » [FA Systems](#)
- » [Transparent Conductive Film](#)
- » [Micro Modules \(Substrates with Built-in ICs, Products Utilizing with SESUB\)](#)
- » [Solar Cells](#)
- » [Biosensor](#)

## Application Guides

[Technical Support](#)


[Tech Library](#)


[Environment](#)

[Contact](#)

[News](#)

[Home](#)

 [About TDK](#)

 [TDK Worldwide](#)

[Terms of Use](#) [Privacy Policy](#)

Copyright(c) 1996-2017 TDK Corporation. All rights reserved.  
TDK logo is a trademark or registered trademark of TDK Corporation.

