

Series 805 Mighty Triple-Start ACME Thread Receptacle with Banding Platform or Accessory Thread

805-003 and 805-004 Ordering Information



Series 805

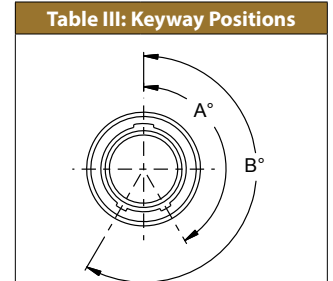


Series 805 Receptacle feature three shell styles including rear panel mount jam-nut, front or rear panel mount square flange or in-line receptacle for free-hanging cables. Contacts are size 23 crimp type and gold-plated. Contacts are held in place with beryllium copper retention clips and are removable. Two Shell Styles available. Select connector with integral band platform for direct attachment of a cable shield. Platform includes boot groove for easy installation of boot. Select accessory thread for attaching backshells and strain relief.

How To Order						
Sample Part Number	805-004	-02	NF	9-10	P	A
Series (See Table I)	805-003 = Receptacle with Banding Platform 805-004 = Receptacle with Accessory Thread					
Shell Style (See Table II)	-01 = In-line -02 = Square Flange Front or Rear Mount -12 = Square Flange Rear Mount Non-Locking Clinch Nuts; Consult Factory for SST Material -22 = Square Flange Rear Mount Locking Clinch Nuts; Consult Factory for SST Material -07 = Jam-Nut for Rear Panel Mounting					
Shell Material and Finish	C = Aluminum / Black Anodize (Non-Conductive); RoHS Compliant M = Aluminum / Electroless Nickel; RoHS Compliant MT = Aluminum / Nickel-PTFE RoHS Compliant NF = Aluminum / Cadmium with Olive Drab Chromate ZNU = Aluminum / Zinc-Nickel with Black Chromate Z1 = Stainless Steel / Passivated; RoHS Compliant ZB = Stainless Steel / Olive Drab Chromate over Cadmium ZC = Stainless Steel / Zinc Cobalt Alloy/Black Chromate					
Shell Size - Insert Arrangement	See Contact Arrangements Page H-2					
Contact Type	With contacts P = Pin G = #23 Pin with 30 AWG Crimp Barrel S = Socket H = #23 Socket with 30 AWG Crimp Barrel		Without contacts A = Pin Connector, less contacts B = Socket Connector, less contacts			
Shell Key Positions (See Table III)	A = Normal B = Pos. B C = Pos. C D = Pos. D E = Pos. E F = Pos. F					

Table I: Series	
805-003 Receptacle with Banding Platform	805-004 Receptacle with Accessory Thread

Table II: Shell Style		
-01 In-line Receptacle	-02, -12, -22 Square Flange	-07 Jam-Nut



Pos.	A	B
A (Normal)	150°	210°
B	75°	210°
C	95°	230°
D	140°	275°
E	75°	275°
F	95°	210°

NOTES

- Contacts are crimp type and used in rear release retention system
- This receptacle mates with all quick coupling high density plug connectors with same polarization and opposite contact gender
- Connectors supplied with standard crimp contacts. For coax or other special contacts, order connector less contacts (contact style A or B) and order contacts separately
- For all insert arrangements with size #8 contacts add .227" to overall length
- Grommet protrudes for power/combo/#8 arrangements
- Maximum panel thickness for 01, 02, 12, and 22 is .100 (2.54) max

Dimensions in Inches (millimeters) are subject to change without notice.

© 2014 Glenair, Inc.

Series 80 Mighty Mouse

U.S. CAGE Code 06324

Printed in U.S.A.

GLENAIR, INC. • 1211 AIR WAY • GLENDALE, CA 91201-2497 • 818-247-6000 • FAX 818-500-9912
www.glenair.com H-15 E-Mail: sales@glenair.com

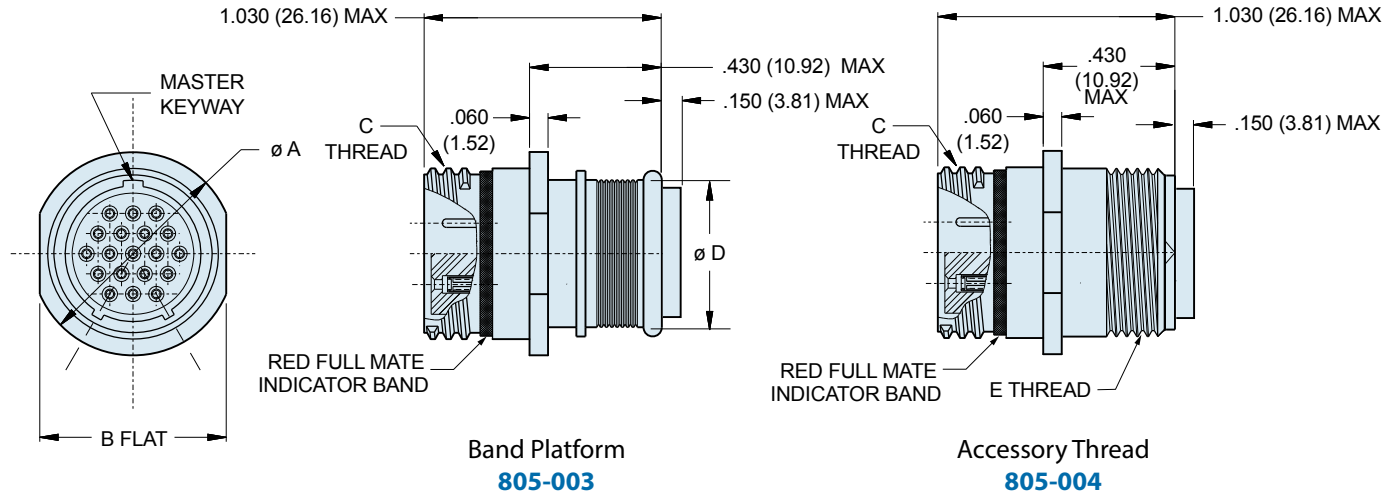
Rev. 06.02.21



Series 805 Mighty Triple-Start ACME Thread Receptacle with Banding Platform or Accessory Thread

805-003 and 805-004 Shell Style -01 Dimensions

In-line cable receptacle - shell style 01



Band Platform
805-003

Accessory Thread
805-004

Dimensions					
Shell Size	Ø A	B Flat	C Thread	Ø D	E Accessory Thread
8	.540 (13.72)	.510 (12.95)	.5000-.1P-.3L-TS-2A	.316 (8.03)	.3750-32 UNEF-2A
9	.605 (15.37)	.575 (14.60)	.5625-.1P-.3L-TS-2A	.397 (10.08)	.4375-28 UNEF-2A
10	.668 (16.97)	.638 (16.21)	.6250-.1P-.3L-TS-2A	.472 (11.99)	.5000-28 UNEF-2A
11	.730 (18.54)	.700 (17.78)	.6875-.1P-.3L-TS-2A	.519 (13.18)	.5625-24 UNEF-2A
12	.793 (20.14)	.763 (19.38)	.7500-.1P-.3L-TS-2A	.585 (14.86)	.6250-24 UNEF-2A
13	.855 (21.72)	.825 (20.96)	.8125-.1P-.3L-TS-2A	.646 (16.41)	.6875-24 UNEF-2A
15	.980 (24.89)	.950 (24.13)	.9375-.1P-.3L-TS-2A	.687 (17.45)	.7500-20 UNEF-2A
18	1.165 (29.59)	1.135 (28.83)	1.1250-.1P-.3L-TS-2A	.884 (22.45)	.9375-20 UNEF-2A
19	1.235 (31.37)	1.205 (30.61)	1.1875-.1P-.3L-TS-2A	.884 (22.45)	.9375-20 UNEF-2A
21	1.360 (34.54)	1.330 (33.78)	1.3125-.1P-.3L-TS-2A	1.003 (25.48)	1.0625-18 UNEF-2A
23	1.485 (37.72)	1.455 (36.96)	1.4375-.1P-.3L-TS-2A	1.134 (28.80)	1.1875-18 UNEF-2A

Materials and Finishes

- Connector shell: aluminum or stainless steel / see how to order table
- Insulators: high-grade rigid dielectric / N.A
- Interfacial seal: fluorosilicone rubber, blue
- Contact: copper alloy, gold plate per ASTM B 488, Type II, Code C, Class 1.25 over a suitable underplate

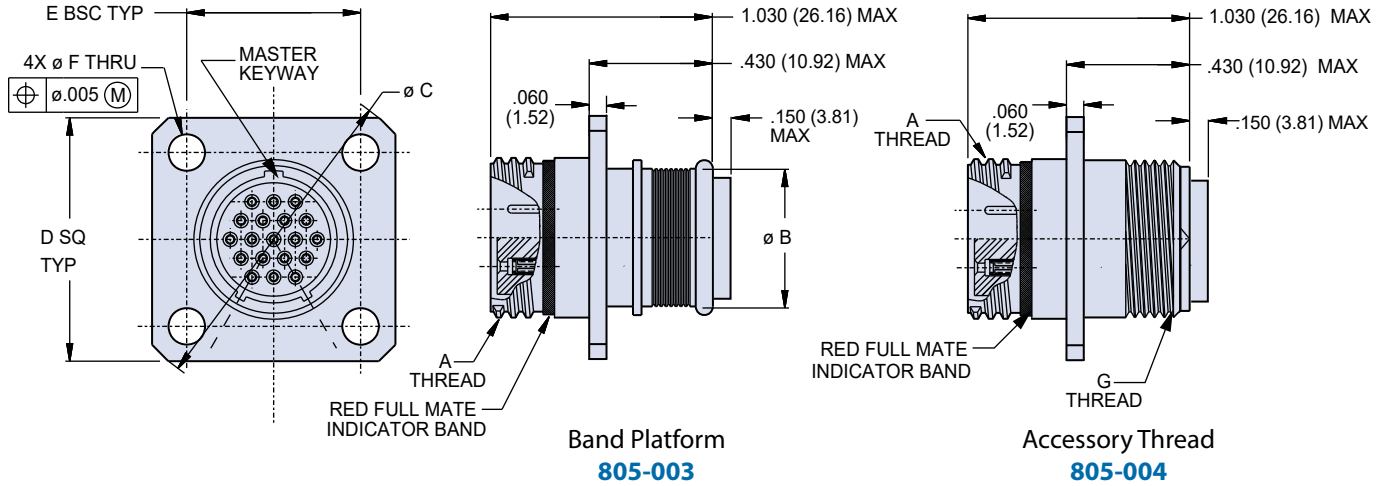
Dimensions in Inches (millimeters) are subject to change without notice.

Series 805 Mighty Triple-Start ACME Thread Receptacle with Banding Platform or Accessory Thread 805-003 and 805-004 Shell Style -02 Dimensions



Series 805

Square flange, front or rear panel mount receptacle - shell style 02



Dimensions							
Shell Size	A Thread	Ø B	Ø C	D Sq Typ	E Bsc	Ø F ± .003 (.08)	G Thread
8	.5000-1P-.3L-TS-2A	.316 (8.03)	1.150 (29.21)	.850 (21.59)	.660 (16.76)	.096 (2.44) .091 (2.31)	.3750-32 UNEF-2A
9	.5625-1P-.3L-TS-2A	.397 (10.08)	1.230 (31.24)	.913 (23.19)	.723 (18.36)		.4375-28 UNEF-2A
10	.6250-1P-.3L-TS-2A	.472 (11.99)	1.330 (33.78)	.975 (24.76)	.785 (19.94)		.5000-28 UNEF-2A
11	.6875-1P-.3L-TS-2A	.519 (13.18)	1.410 (35.81)	1.039 (26.39)	.848 (21.54)		.5625-24 UNEF-2A
12	.7500-1P-.3L-TS-2A	.585 (14.86)	1.500 (38.10)	1.099 (27.91)	.909 (23.09)		.6250-24 UNEF-2A
13	.8125-1P-.3L-TS-2A	.646 (16.41)	1.590 (40.39)	1.163 (29.54)	.973 (24.71)		.6875-24 UNEF-2A
15	.9375-1P-.3L-TS-2A	.687 (17.45)	1.750 (44.45)	1.288 (32.72)	1.058 (26.87)		.7500-20 UNEF-2A
18	1.1250-1P-.3L-TS-2A	.884 (22.45)	2.000 (50.80)	1.475 (37.47)	1.255 (31.88)		.9375-20 UNEF-2A
19	1.1875-1P-.3L-TS-2A	.884 (22.45)	2.094 (53.19)	1.537 (39.04)	1.327 (33.71)		.9375-20 UNEF-2A
21	1.3125-1P-.3L-TS-2A	1.003 (25.48)	2.270 (57.66)	1.663 (42.24)	1.452 (36.88)		1.0625-18 UNEF-2A
23	1.4375-1P-.3L-TS-2A	1.134 (28.80)	2.440 (61.98)	1.787 (45.39)	1.570 (39.88)	1.1875-18 UNEF-2A	

Square Flange, Rear Panel Mount Cutout Dimensions				
	Ø R	4X Ø S		
			P BSC	
Shell Size	P Bsc	Ø R	Ø S	
8	.660 (16.76)	.515 (13.08)	.096 (2.44) .091 (2.31)	
9	.723 (18.36)	.578 (14.68)		
10	.785 (19.94)	.640 (16.26)		
11	.848 (21.54)	.703 (17.86)		
12	.909 (23.09)	.765 (19.43)		
13	.973 (24.71)	.828 (21.03)		
15	1.058 (26.87)	.953 (24.21)		.130 (3.30) .126 (3.20)
18	1.255 (31.88)	1.140 (28.96)		
19	1.327 (33.71)	1.203 (30.56)		
21	1.452 (36.88)	1.328 (33.73)		
23	1.570 (39.88)	1.453 (36.91)		

Materials and Finishes

- Connector shell: aluminum or stainless steel / see how to order table
- Insulators: high-grade rigid dielectric / N.A
- Interfacial seal: fluorosilicone rubber, blue
- Contact: copper alloy, gold plate per ASTM B 488, Type II, Code C, Class 1.25 over a suitable underplate

Dimensions in Inches (millimeters) are subject to change without notice.

© 2014 Glenair, Inc. Series 80 Mighty Mouse U.S. CAGE Code 06324 Printed in U.S.A.

GLENAIR, INC. • 1211 AIR WAY • GLENDALE, CA 91201-2497 • 818-247-6000 • FAX 818-500-9912
www.glenair.com H-17 E-Mail: sales@glenair.com

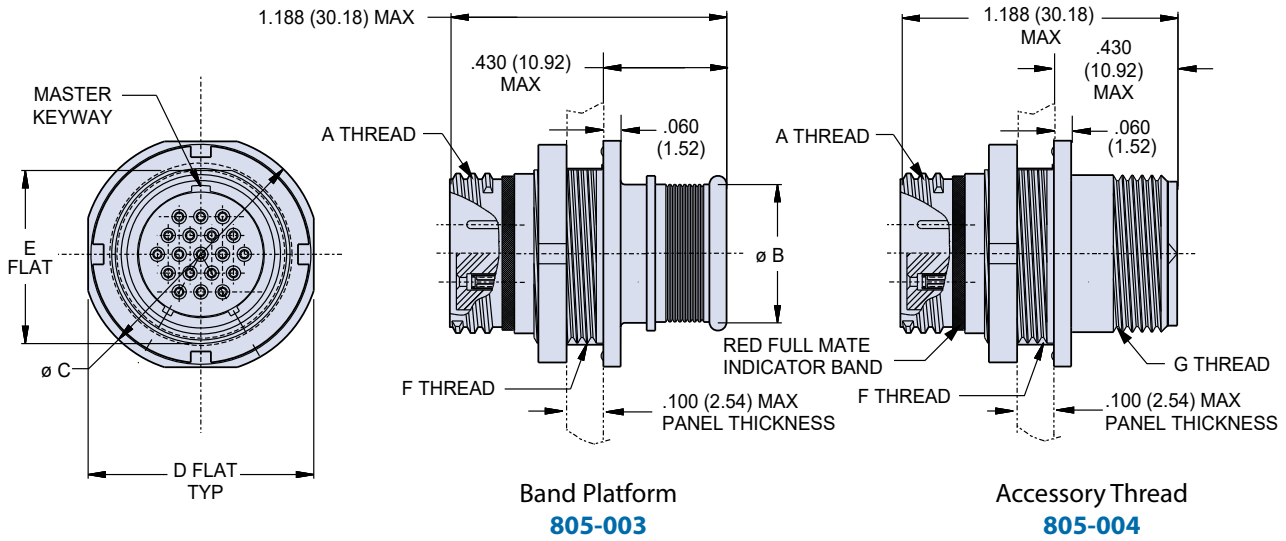




Series 805 Mighty Triple-Start ACME Thread Receptacle with Banding Platform or Accessory Thread

805-003 and 805-004 Shell Style -07 Dimensions

Jam-nut, rear panel mount receptacle - shell style 07



Dimensions							
Shell Size	A Thread .1P-.3L-TS-2A	Ø B	Ø C	D Flat	E Flat	F Threads	G Accessory Thread
8	.5000	.316 (8.03)	.760 (19.30)	.730 (18.54)	.535 (13.59)	.5625-28 UNEF-2A	.3750-32 UNEF-2A
9	.5625	.397 (10.08)	.880 (22.35)	.850 (21.59)	.661 (16.79)	.6875-28 UN-2A	.4375-28 UNEF-2A
10	.6250	.472 (11.99)	.880 (22.35)	.850 (21.59)	.661 (16.79)	.6875-28 UN-2A	.5000-28 UNEF-2A
11	.6875	.519 (13.18)	.955 (24.26)	.925 (23.50)	.721 (18.31)	.7500-28 UN-2A	.5625-24 UNEF-2A
12	.7500	.585 (14.86)	1.060 (26.92)	1.035 (26.29)	.784 (19.91)	.8125-28 UN-2A	.6250-24 UNEF-2A
13	.8125	.646 (16.41)	1.120 (28.45)	1.090 (27.69)	.843 (21.41)	.8750-28 UN-2A	.6875-24 UNEF-2A
15	.9375	.687 (17.45)	1.203 (30.56)	1.173 (29.79)	.970 (24.64)	1.0000-28 UN-2A	.7500-20 UNEF-2A
18	1.1250	.884 (22.45)	1.389 (35.28)	1.359 (34.52)	1.147 (29.13)	1.1875-28 UN-2A	.9375-20 UNEF-2A
19	1.1875	.884 (22.45)	1.450 (36.83)	1.420 (36.07)	1.221 (31.01)	1.2500-28 UN-2A	.9375-20 UNEF-2A
21	1.3125	1.003 (25.48)	1.590 (40.39)	1.560 (39.62)	1.350 (34.29)	1.3750-28 UN-2A	1.0625-18 UNEF-2A
23	1.4375	1.134 (28.80)	1.705 (43.31)	1.675 (42.55)	1.470 (37.34)	1.5000-28 UN-2A	1.1875-18 UNEF-2A

Jam-Nut, Rear Panel Mount Cutout Dimensions		
Shell Size	N Flat	Ø P
8	.545 (13.84)	.572 (14.53)
	.541 (13.74)	.567 (14.40)
9	.671 (17.04)	.698 (17.73)
	.667 (16.94)	.693 (17.60)
10	.671 (17.04)	.698 (17.73)
	.667 (16.94)	.693 (17.60)
11	.731 (18.57)	.760 (19.30)
	.727 (18.47)	.755 (19.18)
12	.794 (20.17)	.822 (20.88)
	.790 (20.07)	.817 (20.75)
13	.851 (21.62)	.885 (22.48)
	.847 (21.51)	.881 (22.38)
15	.980 (24.89)	1.010 (25.65)
	.976 (24.79)	1.005 (25.53)
18	1.157 (29.39)	1.198 (30.43)
	1.153 (29.29)	1.193 (30.30)
19	1.231 (31.27)	1.260 (32.00)
	1.227 (31.17)	1.255 (31.88)
21	1.358 (34.49)	1.383 (35.13)
	1.354 (34.39)	1.381 (35.08)
23	1.480 (37.59)	1.510 (38.35)
	1.476 (37.49)	1.505 (38.23)

Materials and Finishes

- Connector shell: aluminum or stainless steel / see how to order table
- Insulators: high-grade rigid dielectric / N.A
- Interfacial seal: fluorosilicone rubber, blue
- Contact: copper alloy, gold plate per ASTM B 488, Type II, Code C, Class 1.25 over a suitable underplate

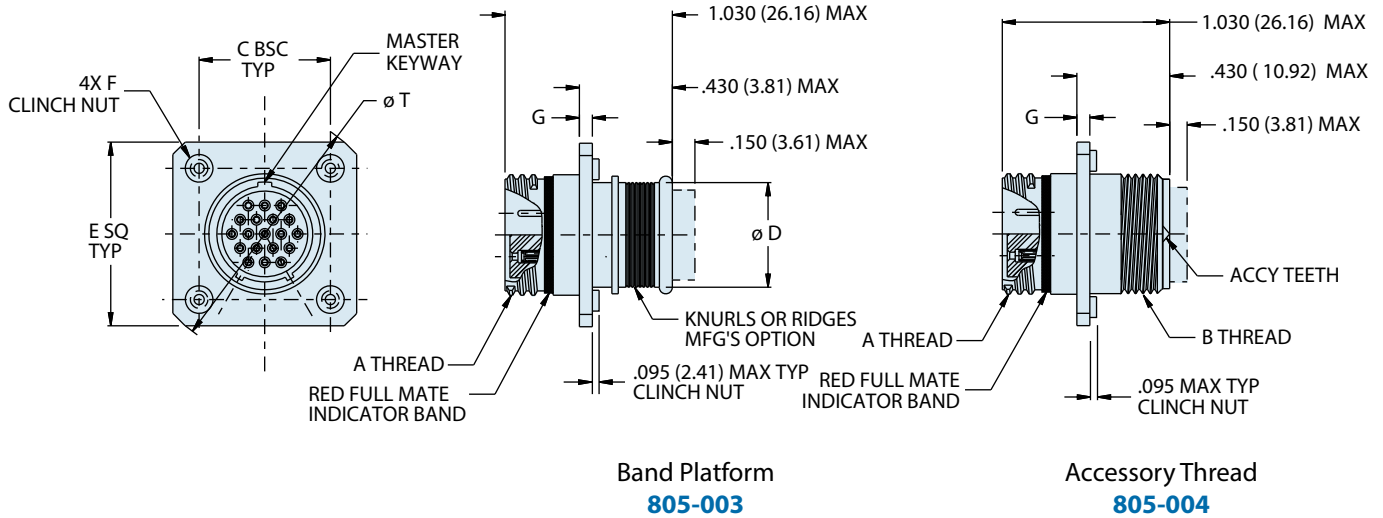
Dimensions in Inches (millimeters) are subject to change without notice.

Series 805 Mighty Triple-Start ACME Thread Receptacle with Banding Platform or Accessory Thread 805-003 and 805-004 Shell Style -12 and -22 Dimensions



Series 805

Square flange, rear panel mount receptacle with clinch nuts - shell style 12/22



Dimensions										
Shell Size	A Thread	B Thread	C BSC	Ø D	E SQ	Ø T	F Clinch Nuts	G		
8	.5000-1P-3L-TS-2A	.3750-32 UNEF-2A	.660 (16.76)	1.194 (30.33)	.920 (23.37)	1.194 (30.33)	2-56	.030 (0.76)		
9	.5625-1P-3L-TS-2A	.4375-28 UNEF-2A	.723 (18.36)	1.283 (32.59)	.983 (24.97)	1.283 (32.59)				
10	.6250-1P-3L-TS-2A	.5000-28 UNEF-2A	.785 (19.94)	1.371 (34.82)	1.045 (26.54)	1.371 (34.82)				
11	.6875-1P-3L-TS-2A	.5625-24 UNEF-2A	.848 (21.54)	1.460 (37.08)	1.104 (28.04)	1.460 (37.08)				
12	.7500-1P-3L-TS-2A	.6250-24 UNEF-2A	.909 (23.09)	1.546 (39.27)	1.169 (29.69)	1.546 (39.27)				
13	.8125-1P-3L-TS-2A	.6875-24 UNEF-2A	.973 (24.71)	1.637 (41.58)	1.233 (31.32)	1.637 (41.58)				
15	.9375-1P-3L-TS-2A	.7500-20 UNEF-2A	1.058 (26.87)	1.817 (46.15)	1.378 (35.00)	1.817 (46.15)			4-40	.060
18	1.1250-1P-3L-TS-2A	.9375-20 UNEF-2A	1.255 (31.88)	2.096 (53.24)	1.575 (40.00)	2.096 (53.24)				
19	1.1875-1P-3L-TS-2A	.9375-20 UNEF-2A	1.327 (33.71)	2.197 (55.80)	1.647 (41.83)	2.197 (55.80)				
21	1.3125-1P-3L-TS-2A	1.0625-18 UNEF-2A	1.452 (36.88)	2.380 (60.45)	1.772 (45.01)	2.380 (60.45)				
23	1.4375-1P-3L-TS-2A	1.1875-18 UNEF-2A	1.570 (39.88)	2.541 (64.54)	1.890 (48.01)	2.541 (64.54)				

Square Flange, Rear Panel Mount Cutout Dimensions			
Shell Size	P Bsc	Ø R	Ø S
8	.660 (16.76)	.515 (13.08)	.096 (2.44) .091 (2.31)
9	.723 (18.36)	.578 (14.68)	
10	.785 (19.94)	.640 (16.26)	
11	.848 (21.54)	.703 (17.86)	
12	.909 (23.09)	.765 (19.43)	
13	.973 (24.71)	.828 (21.03)	
15	1.058 (26.87)	.953 (24.21)	
18	1.255 (31.88)	1.140 (28.96)	
19	1.327 (33.71)	1.203 (30.56)	
21	1.452 (36.88)	1.328 (33.73)	
23	1.570 (39.88)	1.453 (36.91)	

Materials and Finishes

- Connector shell: aluminum or stainless steel / see how to order table
- Insulators: high-grade rigid dielectric / N.A
- Interfacial seal: fluorosilicone rubber, blue
- Contact: copper alloy, gold plate per ASTM B 488, Type II, Code C, Class 1.25 over a suitable underplate

Dimensions in Inches (millimeters) are subject to change without notice.

© 2014 Glenair, Inc. Series 80 Mighty Mouse U.S. CAGE Code 06324 Printed in U.S.A.

GLENAIR, INC. • 1211 AIR WAY • GLENDALE, CA 91201-2497 • 818-247-6000 • FAX 818-500-9912
www.glenair.com H-19 E-Mail: sales@glenair.com

