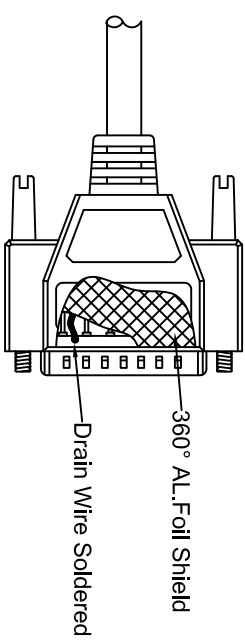
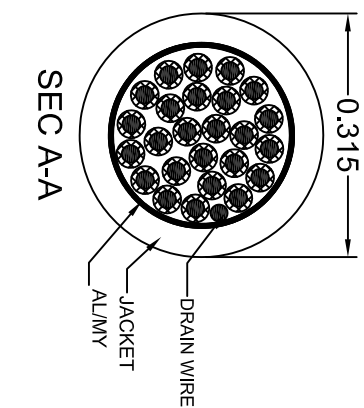
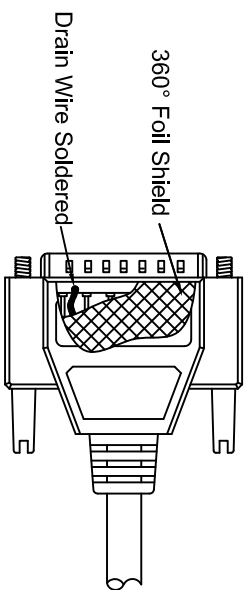
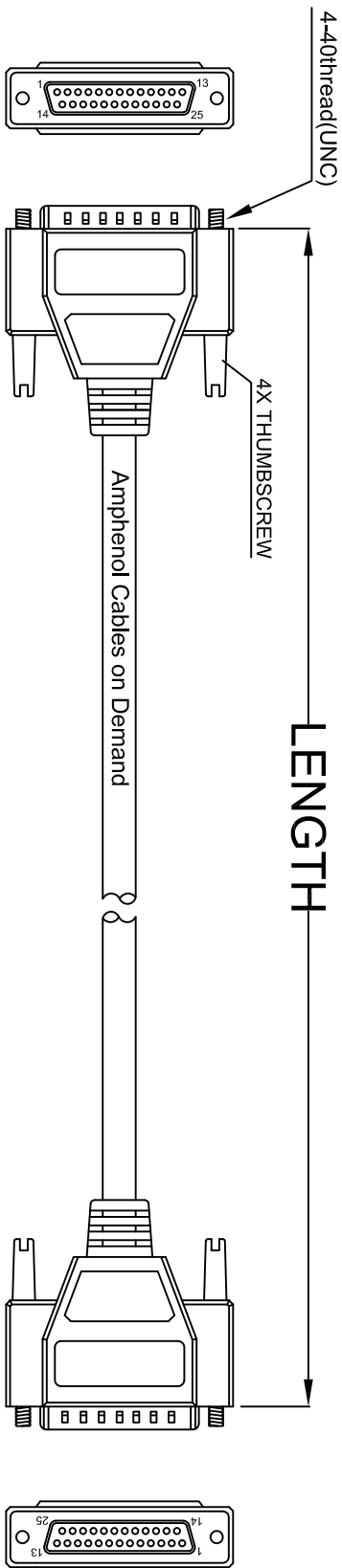


THE INFORMATION CONTAINED IN THIS DRAWING IS THE SOLE PROPERTY OF AMPHENOL CABLES ON DEMAND. ANY REPRODUCTION OR DISCLOSURE, TO THIRD PARTIES, IN PART OR WHOLE, WITHOUT THE EXPRESS WRITTEN PERMISSION OF AMPHENOL CABLES ON DEMAND IS PROHIBITED.

REV.	DESCRIPTION	REVISIONS	DATE	APPROVED
A	NEW RELEASE		03/JAN/2007	
A1	Add wiring color		16/JAN/2012	



PIN OUT:

Male	Female	Color
PIN1	PIN1	Black
PIN2	PIN2	Brown
PIN3	PIN3	Red
PIN4	PIN4	Orange
PIN5	PIN5	Yellow
PIN6	PIN6	Green
PIN7	PIN7	Blue
PIN8	PIN8	Purple
PIN9	PIN9	Grey
PIN10	PIN10	White
PIN11	PIN11	Pink
PIN12	PIN12	Light green
PIN13	PIN13	Black/white
PIN14	PIN14	Brown/white
PIN15	PIN15	Red/white
PIN16	PIN16	Orange/white
PIN17	PIN17	Green/white
PIN18	PIN18	Blue/white
PIN19	PIN19	Purple/white
PIN20	PIN20	Red/black
PIN21	PIN21	Orange/black
PIN22	PIN22	Yellow/black
PIN23	PIN23	Green/black
PIN24	PIN24	Gray/black
PIN25	PIN25	Pink/black
SHIELD	SHIELD	Drain Wire

LENGTH & P/N Table

LENGTH	P/N	Cable Color
2.5FT ±1 inch	CS-DSSMDB25MM-002.5	GREY
5FT ±2 inch	CS-DSSMDB25MM-005	GREY
10FT ±3 inch	CS-DSSMDB25MM-010	GREY

UNLESS OTHERWISE SPECIFIED DIMENSIONS ARE IN INCHES TOLERANCES ARE:

DECIMALS	ANGLES
X	±X
.XX	±.XX
.XXX	±.XXX

THIRD ANGLE PROJECTION



EAR NO.	DATE
APPROVALS	
DESIGNED	
CHECKED	
RESP' ENG	

Amphenol Cables on Demand  
20 VALLEY ST. ENDICOTT, NY 13760

Economy 25PIN D-Sub MM  
Common Serial Connection

SIZE	DWG. NO.	REV.
A	CS-DSSMDB25MM-XXX	A1

NOTES: UNLESS OTHERWISE SPECIFIED



# Mouser Electronics

Authorized Distributor

Click to View Pricing, Inventory, Delivery & Lifecycle Information:

[Amphenol:](#)

[CS-DSSMDB25MM-002.5](#) [CS-DSSMDB25MM-005](#) [CS-DSSMDB25MM-010](#)