


SNP-OP-BOARD-01

Dual Connector Board

The SNP-OP-BOARD-01 dual connector board provides all necessary electrical connections on the output side of the PFE front-end power supplies for a redundant power supply system with communication capabilities.

It also provides different test points so that specific voltage can be monitored.



Key Features & Benefits

- Operates two PFE Series units in parallel.
- Includes an on-board USB to I2C converter (use I2C Utility as a desktop software)

SPECIFICATION

General Condition: TA = 0 ... +45 °C unless otherwise noted.

PARAMETER	CONDITIONS / DESCRIPTION	NOM	UNIT	
$V_{I\text{nom}}$	Main output voltage	12	VAC	
I_{nom}	Nominal output current	Both power supplies operating, $V_I = 230\text{ VAC}$	PFE1500-12-054xx	$90(125)^1 + 90(125)^1$
			PFE1100-12-054xx	90 + 90
			PFE850-12-054xx	70 + 70
			PFE600-12-054xx	50 + 50
V_{SB}	Standby output voltage	3.3 / 5	VDC	
$I_{\text{SB nom}}$	Standby output current	Both power supplies operating, $V_I = 230\text{ VAC}$	5 + 5 / 3.3 + 3.3	A
Communication	PSMI Protocol	I ² C via on-board USB converter		

¹ Max current limitation of dual connector board 90 + 90 A

1. TEST SETUP

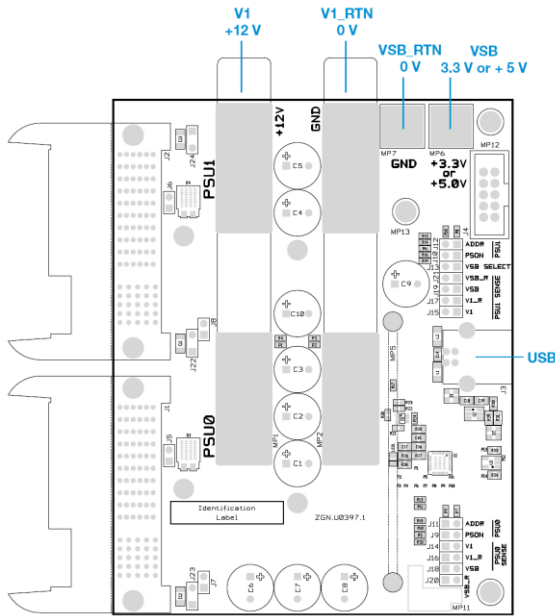


Figure 1. PCB Assembly

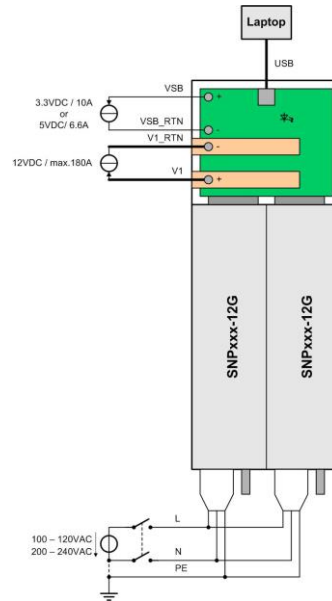


Figure 2. Hardware Setup

2. TEST POINTS AND CONNECTORS

CONNECTOR	NAME	DESCRIPTION
MP1	V1	Main Output Power Contact +12V
MP2	V1_RTN	Main Output Return Power Contact 0V
MP6	VSB	Standby Output Power Contact +3.3V or +5V
MP7	VSB	Standby Output Return Power Contact 0V
MP11 / MP12 / MP13	Earth	Protective Earth
J5	PSU0_V1, PSU0_V1_RTN	Power Supply 0 Main Output Sense Contacts
J6	PSU1_V1, PSU1_V1_RTN	Power Supply 1 Main Output Sense Contacts
J7	PSU0_VSB, PSU0_VSB_RTN	Power Supply 0 Standby Output Sense Contacts
J8	PSU1_VSB, PSU1_VSB_RTN	Power Supply 1 Standby Output Sense Contacts

3. GRAPHICAL USER INTERFACE

Bel Power Solutions I²C Utility provides a Windows® Vista/Win7/8/10 compatible graphical user interface allowing the programming and monitoring of the PFE Series Front Ends. The utility can be downloaded on belfuse.com/power-solutions and supports the Power Management Bus protocol.

The GUI allows automatic discovery of the units connected to the communication bus and will show them in the navigation tree. In the monitoring view the power supply can be controlled and monitored.

For more information on these products consult: tech.support@psbel.com

NUCLEAR AND MEDICAL APPLICATIONS - Products are not designed or intended for use as critical components in life support systems, equipment used in hazardous environments, or nuclear control systems.

TECHNICAL REVISIONS - The appearance of products, including safety agency certifications pictured on labels, may change depending on the date manufactured. Specifications are subject to change without notice.



Asia-Pacific	Europe, Middle East	North America
+86 755 298 85888	+353 61 225 977	+1 408 785 5200

Mouser Electronics

Authorized Distributor

Click to View Pricing, Inventory, Delivery & Lifecycle Information:

[Bel Power Solutions:](#)

[SNP-OP-BOARD-01](#)