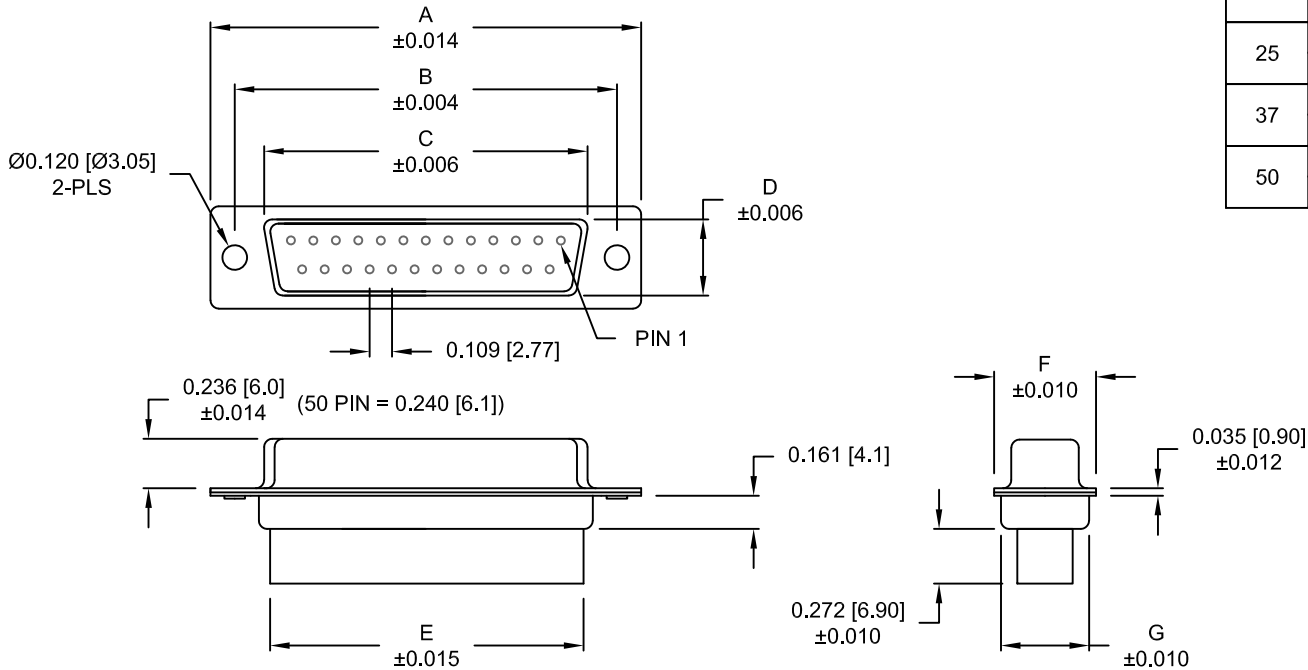


DESCRIPTION: FEMALE - CRIMP AND LOAD

****NOTE: CONTACTS MUST BE PURCHASED SEPARATELY****



No. OF PINS	DIMENSIONS						
	A	B	C	D	E	F	G
9	1.213	0.984	0.642	0.311	0.618	0.496	0.429
	30.80	24.99	16.30	7.90	15.70	12.60	10.90
15	1.541	1.312	0.970	0.311	0.933	0.496	0.429
	39.15	33.32	24.65	7.90	23.70	12.60	10.90
25	2.087	1.852	1.512	0.311	1.496	0.496	0.429
	53.00	47.04	38.40	7.90	38.00	12.60	10.90
37	2.728	2.500	2.157	0.311	2.142	0.496	0.429
	69.30	63.50	54.80	7.90	54.40	12.60	10.90
50	2.638	2.402	2.055	0.429	2.039	0.602	0.535
	67.00	61.00	52.20	10.90	51.80	15.30	13.60

170-YYY-27YLYY0

SERIES _____
 POSITIONS _____
 009 _____
 015 _____
 025 _____
 037 _____
 050 _____
 GENDER _____
 2 = FEMALE _____
 TERMINATION _____
 7 = CRIMP & LOAD _____
 SHELL PLATING _____
 2 = TIN _____
 3 = NICKEL _____
 RoHS COMPLIANT _____
 HARDWARE OPTIONS _____
 00 = NO HARDWARE _____
 01 = .098" CLINCH NUT (SOLDER SIDE) _____
 02 = .236" CLINCH NUT (SOLDER SIDE) _____
 03 = .236" CLINCH NUT (MATING SIDE) _____
 PLATING OPTIONS _____
 0 = NO CONTACTS _____

MATERIAL:

SHELL: STEEL, TIN OR NICKEL PLATED
 INSULATOR: UL 94V-O RATED, PBT-BLACK
 PROCESS TEMP.: 230°C

ELECTRICAL:

CURRENT RATING: 5 AMPS
 CONTACT RESISTANCE: 15 mOhms Max.
 INSULATION RESISTANCE: 1,000 MOhms min.
 VOLTAGE: 500VAC FOR 1 MINUTE
 TEMPERATURE: -50° C TO 100° C

RoHS COMPLIANT

DO NOT SCALE FROM DRAWING

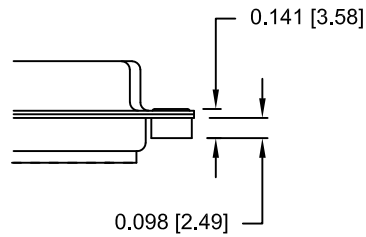
	THESE DRAWINGS AND SPECIFICATIONS ARE THE PROPERTY OF NorComp AND SHALL NOT BE REPRODUCED, COPIED OR USED AS THE BASIS FOR THE MANUFACTURE OF SALE OF APPARATUS WITHOUT WRITTEN PERMISSION.		DRAWN: PAM JENKINS	DATE: 08-18-98
	NorComp		SCALE: NTS	SHEET 1 OF 2
DWG NO. 170-YYY-27YLYY0				

DESCRIPTION: CLINCH NUT HARDWARE

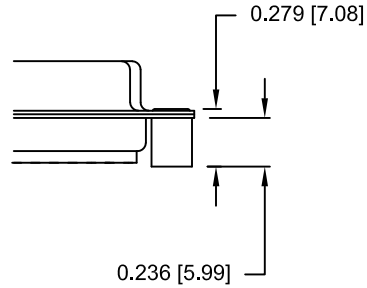
TOLERANCE:
ALL DIMENSIONS ARE ± 0.010

ALL CLINCH-NUTS ARE 4-40 INTERNAL THREADS

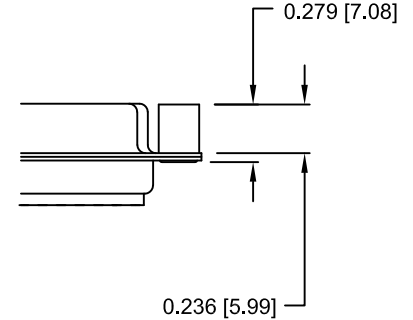
01X 0.065" (SOLDER SIDE)



02X 0.236" (SOLDER SIDE)



03X..... 0.236" (MATING SIDE)



DO NOT SCALE FROM DRAWING



THESE DRAWINGS AND SPECIFICATIONS ARE THE PROPERTY OF NorComp AND SHALL NOT BE REPRODUCED, COPIED OR USED AS THE BASIS FOR THE MANUFACTURE OF SALE OF APPARATUS WITHOUT WRITTEN PERMISSION.

DRAWN:
PAM JENKINS

DATE:
08-18-98

NorComp

SCALE: NTS SHEET 2 OF 2 REV 11

DWG NO. 170-YYY-27YLYY0

RoHS COMPLIANT

Mouser Electronics

Authorized Distributor

Click to View Pricing, Inventory, Delivery & Lifecycle Information:

NorComp:

[170-015-271L000](#) [170-009-273L000](#) [170-050-273L000](#) [170-009-271L000](#) [170-050-273L020](#) [170-009-273L010](#)
[170-009-273L020](#) [170-009-273L030](#) [170-015-273L010](#) [170-015-273L020](#) [170-015-273L030](#) [170-025-273L010](#) [170-](#)
[025-273L020](#) [170-025-273L030](#) [170-037-273L010](#) [170-037-273L020](#) [170-037-273L030](#) [170-050-273L010](#) [170-050-](#)
[273L030](#) [170-025-271L000](#) [170-050-271L000](#) [170-015-273L000](#) [170-037-271L000](#) [170-025-273L000](#) [170-009-](#)
[272L000](#) [170-009-272L010](#) [170-009-272L020](#) [170-009-272L030](#) [170-015-272L000](#) [170-025-272L000](#) [170-025-](#)
[272L010](#) [170-037-272L000](#) [170-037-272L020](#) [170-050-272L000](#) [170-050-272L010](#) [170-050-272L020](#) [170-050-](#)
[272L030](#) [170-015-272L030](#) [170-009-272-000](#) [170-025-272-000](#) [170-015-271-000](#) [170-009-271-000](#) [170-015-272-](#)
[000](#) [170-025-271-000](#) [170-037-271-000](#) [170-037-272-000](#) [170-050-271-000](#)