


High Current, Surface Mount Inductors - Shielded



FEATURES

- High energy storage
- Low resistance
- Magnetically shielded
- Tape and reel packaging for automatic handling
- Material categorization: for definitions of compliance please see www.vishay.com/doc?99912



RoHS
COMPLIANT
HALOGEN
FREE

ELECTRICAL SPECIFICATIONS

Inductance Range: 1.0 μH to 10 000 μH , tested at 0.1 V_{RMS}

Inductance Tolerance: 20 %, tighter tolerance available upon request

Operating Temperature: -40 °C to +125 °C

Resistance to Solder Heat: 260 °C for 10 s

MECHANICAL SPECIFICATIONS

Core: ferrite

Wire: enamelled copper wire

Base: ceramic

Terminals: gold over nickel

Adhesive: epoxy resin

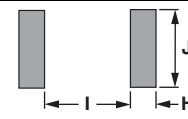
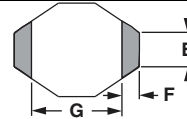
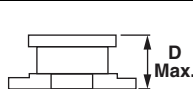
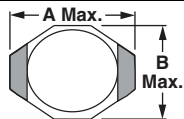
STANDARD ELECTRICAL SPECIFICATIONS

INDUCTANCE (μH)	TOLERANCE	TEST FREQUENCY L (kHz)	DCR MAX. (Ω)	RATED DC CURRENT (A) ⁽¹⁾
1.0	$\pm 20\%$	100	0.040	3.0
1.5	$\pm 20\%$	100	0.045	2.8
2.2	$\pm 20\%$	100	0.050	1.8
3.3	$\pm 20\%$	100	0.055	1.6
4.7	$\pm 20\%$	100	0.060	1.4
6.8	$\pm 20\%$	100	0.065	1.2
10	$\pm 20\%$	100	0.075	1.0
15	$\pm 20\%$	100	0.090	0.80
22	$\pm 20\%$	100	0.11	0.70
33	$\pm 20\%$	100	0.19	0.60
47	$\pm 20\%$	100	0.23	0.50
68	$\pm 20\%$	100	0.29	0.40
100	$\pm 20\%$	100	0.48	0.30
150	$\pm 20\%$	100	0.59	0.26
220	$\pm 20\%$	100	0.90	0.22
330	$\pm 20\%$	100	1.4	0.20
470	$\pm 20\%$	100	1.8	0.19
680	$\pm 20\%$	100	2.2	0.18
1000	$\pm 20\%$	100	3.4	0.15
1500	$\pm 20\%$	100	4.2	0.12
2200	$\pm 20\%$	100	8.5	0.10
3300	$\pm 20\%$	100	11.0	0.08
4700	$\pm 20\%$	100	13.9	0.06
6800	$\pm 20\%$	100	25.0	0.04
10 000	$\pm 20\%$	100	32.8	0.02

Note

⁽¹⁾ 40 °C temperature rise

DIMENSIONS in inches [millimeters]



A (Max.)	B (Max.)	D (Max.)	E	F	G	H	I	J
0.260 [6.60]	0.175 [4.45]	0.115 [2.92]	0.050 [1.27]	0.040 [1.02]	0.170 [4.32]	0.055 [1.40]	0.160 [4.06]	0.140 [3.56]

DESCRIPTION

IDCS-2512	10 μH	$\pm 20\%$	ER	e4
MODEL	INDUCTANCE VALUE	INDUCTANCE TOLERANCE	PACKAGE CODE	JEDEC LEAD (Pb)-FREE STANDARD

GLOBAL PART NUMBER

I	D	C	S	2	5	1	2	E	R	1	0	0	M
PRODUCT FAMILY				SIZE				PACKAGE CODE		INDUCTANCE VALUE			INDUCTANCE TOLERANCE



Disclaimer

ALL PRODUCT, PRODUCT SPECIFICATIONS AND DATA ARE SUBJECT TO CHANGE WITHOUT NOTICE TO IMPROVE RELIABILITY, FUNCTION OR DESIGN OR OTHERWISE.

Vishay Intertechnology, Inc., its affiliates, agents, and employees, and all persons acting on its or their behalf (collectively, "Vishay"), disclaim any and all liability for any errors, inaccuracies or incompleteness contained in any datasheet or in any other disclosure relating to any product.

Vishay makes no warranty, representation or guarantee regarding the suitability of the products for any particular purpose or the continuing production of any product. To the maximum extent permitted by applicable law, Vishay disclaims (i) any and all liability arising out of the application or use of any product, (ii) any and all liability, including without limitation special, consequential or incidental damages, and (iii) any and all implied warranties, including warranties of fitness for particular purpose, non-infringement and merchantability.

Statements regarding the suitability of products for certain types of applications are based on Vishay's knowledge of typical requirements that are often placed on Vishay products in generic applications. Such statements are not binding statements about the suitability of products for a particular application. It is the customer's responsibility to validate that a particular product with the properties described in the product specification is suitable for use in a particular application. Parameters provided in datasheets and / or specifications may vary in different applications and performance may vary over time. All operating parameters, including typical parameters, must be validated for each customer application by the customer's technical experts. Product specifications do not expand or otherwise modify Vishay's terms and conditions of purchase, including but not limited to the warranty expressed therein.

Except as expressly indicated in writing, Vishay products are not designed for use in medical, life-saving, or life-sustaining applications or for any other application in which the failure of the Vishay product could result in personal injury or death. Customers using or selling Vishay products not expressly indicated for use in such applications do so at their own risk. Please contact authorized Vishay personnel to obtain written terms and conditions regarding products designed for such applications.

No license, express or implied, by estoppel or otherwise, to any intellectual property rights is granted by this document or by any conduct of Vishay. Product names and markings noted herein may be trademarks of their respective owners.

Mouser Electronics

Authorized Distributor

Click to View Pricing, Inventory, Delivery & Lifecycle Information:

[Vishay:](#)

[IDCS2512NB103M](#) [IDCS2512NB100M](#) [IDCS2512ER100M](#) [IDCS2512ER102M](#) [IDCS2512ER150M](#)
[IDCS2512ER152M](#) [IDCS2512ER1R5M](#) [IDCS2512ER220M](#) [IDCS2512ER2R2M](#) [IDCS2512ER330M](#)
[IDCS2512ER332M](#) [IDCS2512ER470M](#) [IDCS2512ER472M](#) [IDCS2512ER680M](#) [IDCS2512ER681M](#)
[IDCS2512ER6R8M](#) [IDCS2512NB150M](#) [IDCS2512NB221M](#) [IDCS2512ER1R0M](#) [IDCS2512ER101M](#)
[IDCS2512ER103M](#) [IDCS2512ER221M](#) [IDCS2512ER471M](#) [IDCS2512ER4R7M](#)