

FUL, Shock-Safe Fuseholder, 5 x 20 / 6.3 x 32 mm, Slotted Cap



Socket without mounted Cap

**Caps must be ordered separately (see accessories)**

Socket with Slotted Cap

250/500 VAC · 4 W / 16 A (VDE) · 600 V · 30 A (UL/CSA)

See below:

[Approvals and Compliances](#)

### Description

- Fuseholder for 600 VAC applications
- Fuseholder with high rated power acceptance
- Screw type fuse carrier

### Unique Selling Proposition

- Fuseholder for high performance applications
- High rated power acceptance


### Applications

- Equipment with three-phase supply (400 VAC)
- Applications with rated current up to 16 A (VDE)

### Weblinks

[pdf data sheet](#), [html datasheet](#), [General Product Information](#), [Packaging details](#), [Distributor-Stock-Check](#), [Accessories](#), [Detailed request for product](#), [Microsite](#)

### Technical Data

Shock-Safe Category	PC2
Fuse-Link	5 x 20 or 6.3 x 32 mm
Mounting	Panel mount, Front Side
Attachment	Fixing Nut
Terminal	Solder or Quick-Connect 6.3 x 0.8 mm
Rated Voltage	250/500 VAC (VDE), 600 V (UL/CSA)
Rated current	16 A (VDE), 30 A (UL/CSA)
Rated Power Acceptance IEC	4 W / 16 A @ Ta 23 °C
	Admissible power acceptance at higher ambient temperature see derating curves
Degree of Protection	IP 40 / IP 67
Protection Class	Suitable for appliances with protection class I or II acc. to IEC 61140
Admissible Ambient Air Temp.	-40 °C to 85 °C
Climatic Category	40/085/21 acc. to IEC 60068-1
Material: Socket	Thermoset, black, UL 94V-0
Material: Terminals	Tin-Plated Copper
Unit Weight	18 g
Storage Conditions	0 °C to 60 °C, max. 70% r.h.
Product Marking	 Type, Rated Voltage, Power Rating, Rated current, Certification marks

Soldering Methods	Iron <a href="#">Soldering Profile</a>
Solderability	350 °C / 3 sec acc. to IEC 60068-2-20, Test Ta, method 2
Resistance to Soldering Heat	350 °C / 10 sec acc. to IEC 60068-2-20
Contact Resistance	≤ 10 mΩ at 100 mA acc. to IEC 60127-6
Dielectric Strength	> 3kV between life parts (50Hz: 1 min)
Impulse Withstand Voltage	> 4kV between life parts
Insulation Resistance	≥ 10 MΩ between life parts (500 VDC: 1 min)
Overvoltage Category	III acc. to IEC 60664-1
Pollution Degree	2 (500 VAC), 3 (250 VAC) acc. to IEC 60664-1
Resistance to Vibration	acc. to IEC 60068-2-6, test Fc
Admissible Torque on Fixing Nut	max 1.2 Nm
Panel Thickness	max 10 mm

### Approvals and Compliances



Detailed information on product approvals, code requirements, usage instructions and detailed test conditions can be looked up in [Details about Approvals](#)

SCHURTER products are designed for use in industrial environments. They have approvals from independent testing bodies according to national and international standards. Products with specific characteristics and requirements such as required in the automotive sector according to IATF 16949, medical technology according to ISO 13485 or in the aerospace industry can be offered exclusively with customer-specific, individual agreements by SCHURTER.

### Approvals




The approval mark is used by the testing authorities to certify compliance with the safety requirements placed on electronic products.

Approval Reference Type: FUL

Approval Logo	Certificates	Certification Body	Description
	<a href="#">VDE Approvals</a>	VDE	VDE Certificate Number: 40045336
	<a href="#">UL Approvals</a>	UL	UL File Number: E39328



**Product standards**

Product standards that are referenced

Organization	Design	Standard	Description
	Designed according to	IEC 60127-6	Miniature fuses. Part 6. Fuse-holders for miniature fuse-links
	Designed according to	UL 4248-1	Fuseholder general requirements
	Designed according to	CSA C22.2 no. 4248.1	Fuseholder general requirements






**Application standards**

Application standards where the product can be used

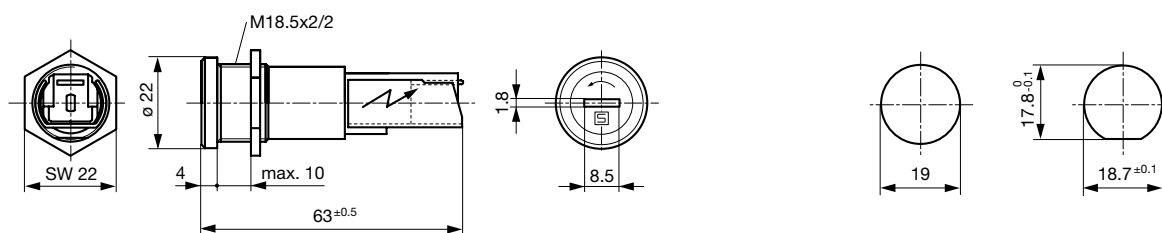
Organization	Design	Standard	Description
	Designed for applications acc.	IEC/UL 62368-1	IEC 62368-1 includes the basic requirements for safety of audio, video, information technology and office equipment.
	Designed for applications acc.	IEC 60335-1	Safety of electrical appliances for household and similar purposes. Meets the requirements for appliances in unattended use. This includes the enhanced requirements of glow wire tests acc. to IEC 60695-2-11 or -12 & -13.

**Compliances**

The product complies with following Guide Lines

Identification	Details	Initiator	Description
	<a href="#">CE declaration of conformity</a>	SCHURTER AG	The CE marking declares that the product complies with the applicable requirements laid down in the harmonisation of Community legislation on its affixing in accordance with EU Regulation 765/2008.
	RoHS	SCHURTER AG	Directive RoHS 2011/65/EU, Amendment (EU) 2015/863
	China RoHS	SCHURTER AG	The law SJ / T 11363-2006 (China RoHS) has been in force since 1 March 2007. It is similar to the EU directive RoHS.
	REACH	SCHURTER AG	On 1 June 2007, Regulation (EC) No 1907/2006 on the Registration, Evaluation, Authorization and Restriction of Chemicals 1 (abbreviated as "REACH") entered into force.
	White Paper Glow wire test	SCHURTER AG	Meets the requirements of IEC 60335-1 for appliances in unattended use. This includes the enhanced requirements of glow wire tests acc. to IEC 60695-2-11 or -12 & -13.

**Dimension [mm]**



Variant 0031.2307 and 0031.2308

Mounting holes

Derating Curves



All Variants

Holder	Cap	Fuse-Link	Terminal	Degree of Protection	Order Number
●	-	5 x 20 or 6.3 x 32mm	Solder	IP40	0031.2307
●	-	5 x 20 or 6.3 x 32mm	Quick-Connect 6.3	IP40	0031.2308
●	-	5 x 20 or 6.3 x 32mm	Solder	IP67	0031.2303
●	-	5 x 20 or 6.3 x 32mm	Quick-Connect 6.3	IP67	0031.2304

Most Popular.

Availability for all products can be searched real-time: <https://www.schurter.com/en/Stock-Check/Stock-Check-SCHURTER>

Packaging Unit Bulk (25 pcs.)

Required Accessory

Description



Caps to FUL, FUP, FUA  
 Caps to Holder FUL, FUP, FUA



Caps to FUL (IP 67)  
 Caps to Holder FUL (IP 67)



## Accessories



Nut for fuse holder  
Mounting accessories for fuse holder



Cover FIZ, FUL  
Insulation Cover for FIZ, FUL, FUS

# Mouser Electronics

Authorized Distributor

Click to View Pricing, Inventory, Delivery & Lifecycle Information:

[Schurter:](#)

[0031.2308](#) [0031.2307](#) [0031.2304](#) [0031.2303](#)