

2SK3018

Features

- Low ON-Resistance
- Low Input Capacitance
- Low Voltage drive makes this device idipmental for portable equipment
- Fast Switching Speed
- Easily Designed Drive Circuits
- Epoxy meets UL 94 V-0 flammability rating
- Moisture Sensivity Level 1

Mechanical Data

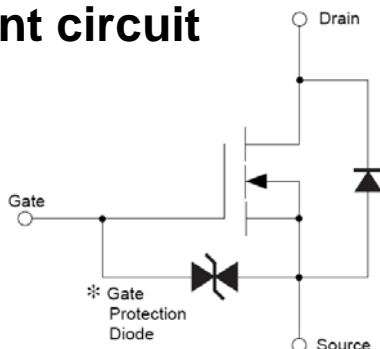
- Halogen free available upon request by adding suffix "-HF"
- Case: SOT-323, Molded Plastic
- Terminals: Solderable per MIL-STD-202, Method 208
- Terminal Connections: See Diagram
- Marking: KN

Maximum Ratings

- Operating Temperature: -55°C to +150°C
- Storage Temperature: -55°C to +150°C
- Maximum Thermal Resistance; 625°C/W Junction To Ambient

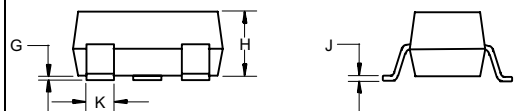
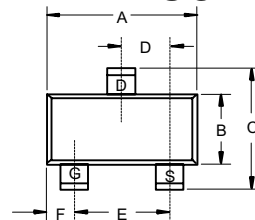
Parameter	Symbol	Value	Unit
Drain-Source-Voltage	V_{DSS}	30	V
Gate-Source-Voltage	V_{GSS}	± 20	V
Continuous Drain Current	I_D	100	mA
Total Power Dissipation	P_D	200	mW

Equivalent circuit



N-Channel Enhancement Mode Field Effect Transistor

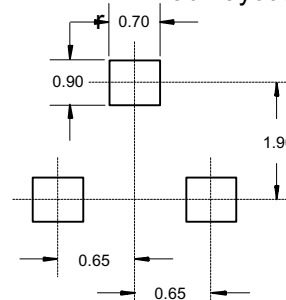
SOT-323



DIMENSIONS

DIM	INCHES		MM		NOTE
	MIN	MAX	MIN	MAX	
A	.071	.087	1.80	2.20	
B	.045	.053	1.15	1.35	
C	.083	.096	2.10	2.45	
D	.026 Nominal		0.65Nominal		
E	.047	.055	1.20	1.40	
F	.012	.016	.30	.40	
G	.000	.004	.000	.100	
H	.035	.039	.90	1.00	
J	.004	.010	.100	.250	
K	.006	.016	.15	.40	

Suggested Solder Pad Layout



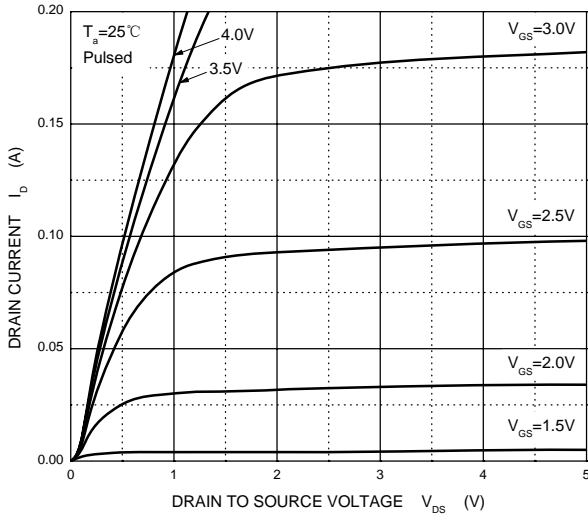
MOSFET ELECTRICAL CHARACTERISTICS(T_a=25°C unless otherwise noted)

Parameter	Symbol	Test Condition	Min	Typ	Max	Units
Off Characteristics						
Drain-Source Breakdown Voltage	V _{(BR)DSS}	V _{GS} = 0V, I _D = 10μA	30			V
Zero Gate Voltage Drain Current	I _{DSS}	V _{DS} =30V, V _{GS} = 0V			0.2	μA
Gate –Source leakage current	I _{GSS}	V _{GS} =±20V, V _{DS} = 0V			±500	nA
Gate Threshold Voltage	V _{GS(th)}	V _{DS} = 3V, I _D =100μA	0.8		1.5	V
Drain-Source On-Resistance	R _{DS(on)}	V _{GS} = 4V, I _D =10mA			8	Ω
		V _{GS} =2.5V, I _D =1mA			13	Ω
Forward Transconductance	g _{FS}	V _{DS} =3V, I _D = 10mA	20			mS
Dynamic Characteristics*						
Input Capacitance	C _{iss}	V _{DS} =5V, V _{GS} =0V, f =1MHz		13		pF
Output Capacitance	C _{oss}			9		pF
Reverse Transfer Capacitance	C _{rss}			4		pF
Switching Characteristics*						
Turn-On Delay Time	t _{d(on)}	V _{GS} =5V, V _{DD} =5V, I _D =10mA, R _g =10Ω, R _L =500Ω		15		ns
Rise Time	t _r			35		ns
Turn-Off Delay Time	t _{d(off)}			80		ns
Fall Time	t _f			80		ns

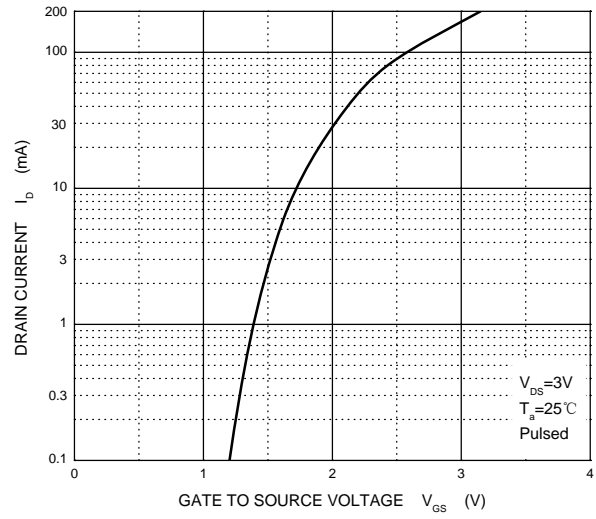
*These parameters have no way to verify.

Typical Characteristics

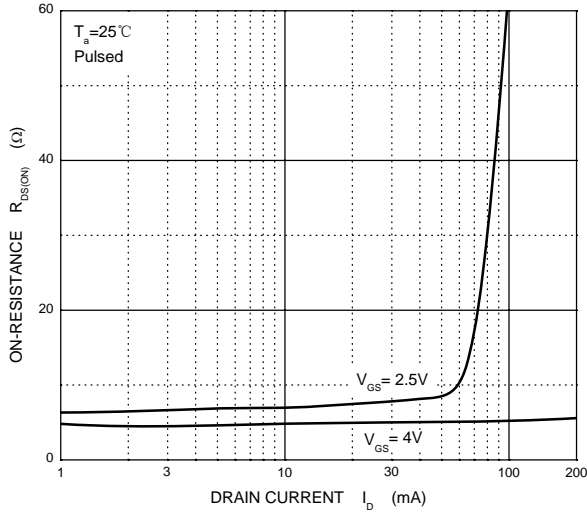
Output Characteristics



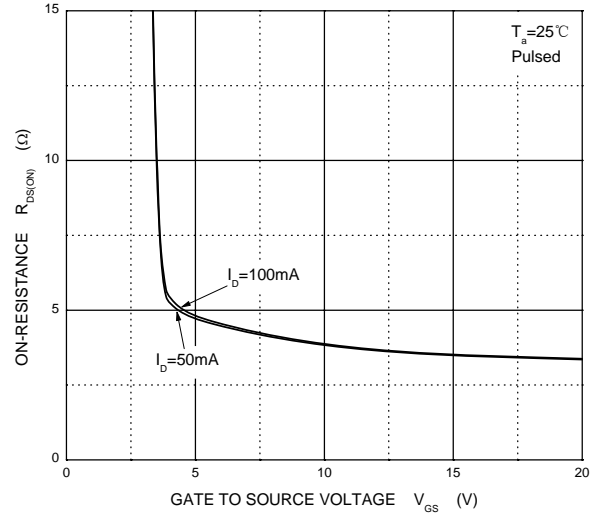
Transfer Characteristics



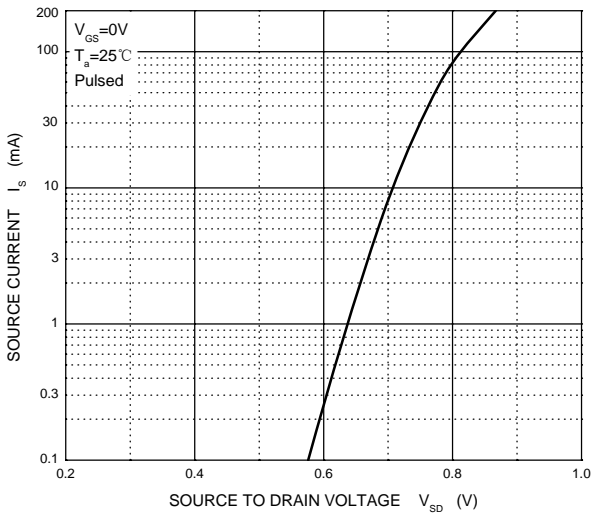
$R_{DS(ON)}$ — I_D



$R_{DS(ON)}$ — V_{GS}



I_S — V_{SD}





TM

Micro Commercial Components

Ordering Information :

Device	Packing
Part Number-TP	Tape&Reel: 3Kpcs/Reel

Note : Adding "-HF" suffix for halogen free, eg. Part Number-TP-HF

IMPORTANT NOTICE

Micro Commercial Components Corp. reserves the right to make changes without further notice to any product herein to make corrections, modifications , enhancements , improvements , or other changes . **Micro Commercial Components Corp .** does not assume any liability arising out of the application or use of any product described herein; neither does it convey any license under its patent rights ,nor the rights of others . The user of products in such applications shall assume all risks of such use and will agree to hold **Micro Commercial Components Corp .** and all the companies whose products are represented on our website, harmless against all damages.

LIFE SUPPORT

MCC's products are not authorized for use as critical components in life support devices or systems without the express written approval of Micro Commercial Components Corporation.

CUSTOMER AWARENESS

Counterfeiting of semiconductor parts is a growing problem in the industry. Micro Commercial Components (MCC) is taking strong measures to protect ourselves and our customers from the proliferation of counterfeit parts. MCC strongly encourages customers to purchase MCC parts either directly from MCC or from Authorized MCC Distributors who are listed by country on our web page cited below. Products customers buy either from MCC directly or from Authorized MCC Distributors are genuine parts, have full traceability, meet MCC's quality standards for handling and storage. **MCC will not provide any warranty coverage or other assistance for parts bought from Unauthorized Sources.** MCC is committed to combat this global problem and encourage our customers to do their part in stopping this practice by buying direct or from authorized distributors.

www.mccsemi.com