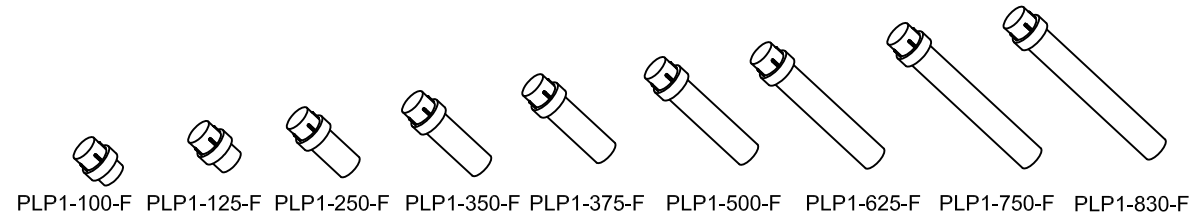
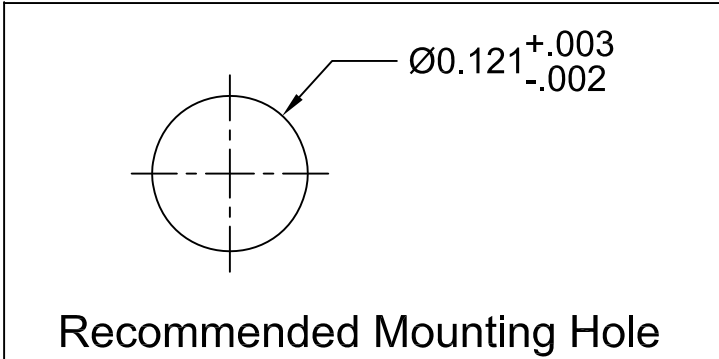
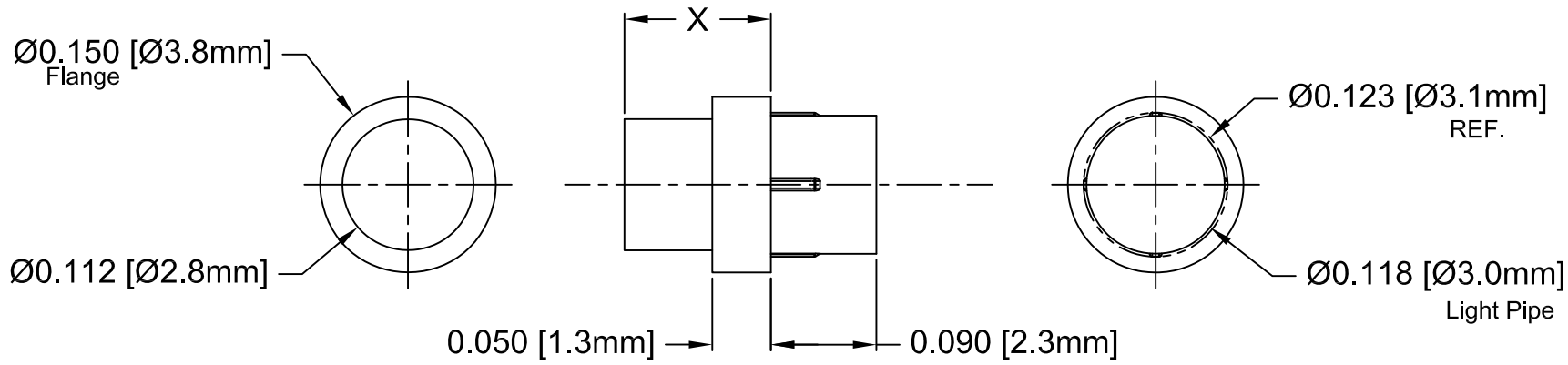


Part No.	X = Body Length
PLP1-100-F	0.100 (2.5mm)
PLP1-125-F	0.125 (3.2mm)
PLP1-250-F	0.250 (6.4mm)
PLP1-350-F	0.350 (8.9mm)
PLP1-375-F	0.375 (9.5mm)
PLP1-500-F	0.500 (12.7mm)
PLP1-625-F	0.625 (15.9mm)
PLP1-750-F	0.750 (19.0mm)
PLP1-830-F	0.830 (21.1mm)

REV.	DESCRIPTION	DATE	APPROVED
K	Updated Rib Dimension	04/10/09	T. Y.
L	Updated General Specifications Note 1.	10/01/12	T. Y.



2. MATERIAL: POLYCARBONATE, 94V-0, CLEAR. BIVAR MATERIAL CODE 47-CR. SAM YANG CORPORATION POLYCARBONATE 3025N2 CLEAR.
1. GENERAL SPECIFICATIONS: BIVAR MOLDED COMPONENT SPECIFICATION BV00-E101 and BSMC-1001.

STANDARD TOLERANCE (UNLESS OTHERWISE SPECIFIED)		BIVAR [®] 4 THOMAS, IRVINE, CA. 92618 TEL: (949) 951-8808 FAX: (949) 951-3974		
DECIMALS	ANGULAR			
.X ± .1	X° ± 1°	TITLE: PRESS-FIT, PANEL MOUNT, LIGHT PIPE, FLAT TOP PART NO: PLP1-XXX-F REVISION: L		
.XX ± .01				
.XXX ± .005		DESIGNED: Michael Chen CHECKED: E. M. Muldoon	DATE: 01/16/02 DATE: 04/26/02	CAGE CODE : 32559 SHEET # 1 OF 1
CAD GENERATED DOCUMENT, DO NOT MEASURE DRAWING.				