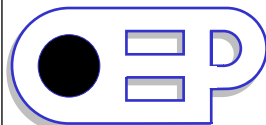
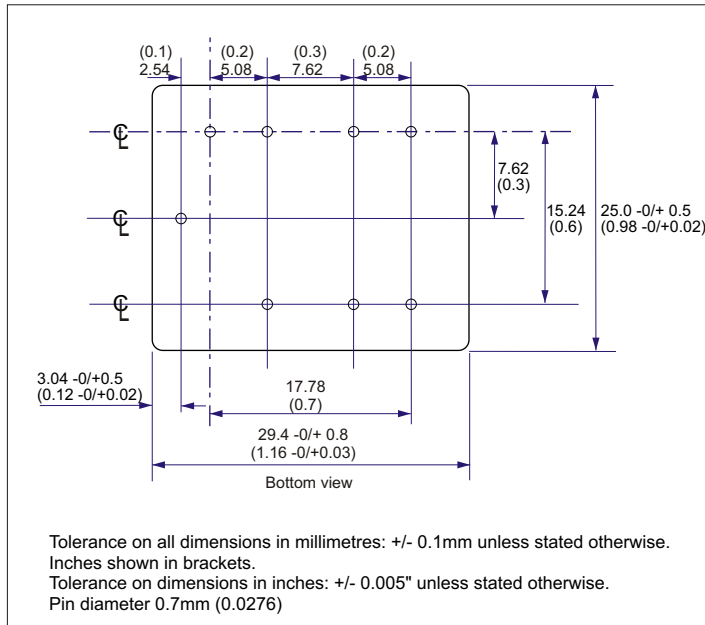


Uses:
 coupling instrument pickups to low impedance microphone inputs
 unbalanced line level to balanced microphone output
 Eliminates hum.
 Long cable runs without HF loss

Specifications:
 Winding ratio: 11.5 to 1+1
 DC resistance (ohms +/- 15%):
 Primary: 3k2. Secondary (total): 314
 Impedance ratio: 140k to 1k
 Inductance (typical), @ 300Hz, 0.25V (series equivalent circuit):
 Primary: 760H, secondaries: 5.6H
 Maximum input level @ 20Hz with <1% distortion: +21.5dBu
 Primary leakage inductance (@ 1kHz): 155mH (typ.) (all secondaries S/C)
 Interwinding capacitance @ 1kHz: Primary to Secondary 1: 42pF
 Primary to Secondary 2: 63pF
 Primary to shield: 39pF

THD (@ 20Hz, +4dBu) with 1k load: 0.1% max.
 Voltage gain (@1kHz, 0dBu): -22.0dBu +/- 0.2
 Proof voltage: winding to winding: 250Vrms
 screens to windings: 250Vrms
 Operating temperature range: 0 to +70°C
 N.B. Do not pass DC through windings.

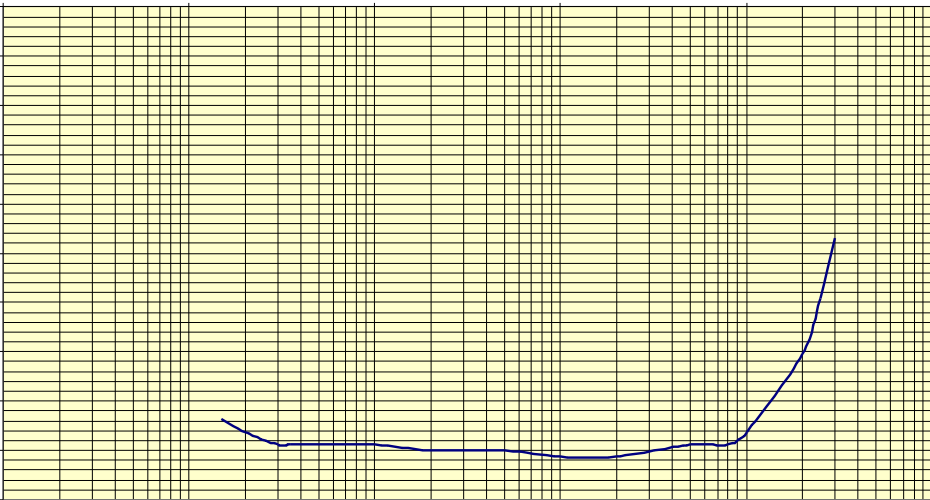


Unit 5, Oxonian Park, Langford Locks,
 Kidlington, Oxfordshire. OX5 1FP
 Tel: (01865) 855085 Fax: (01865) 855075
 Website: www.oep.co.uk

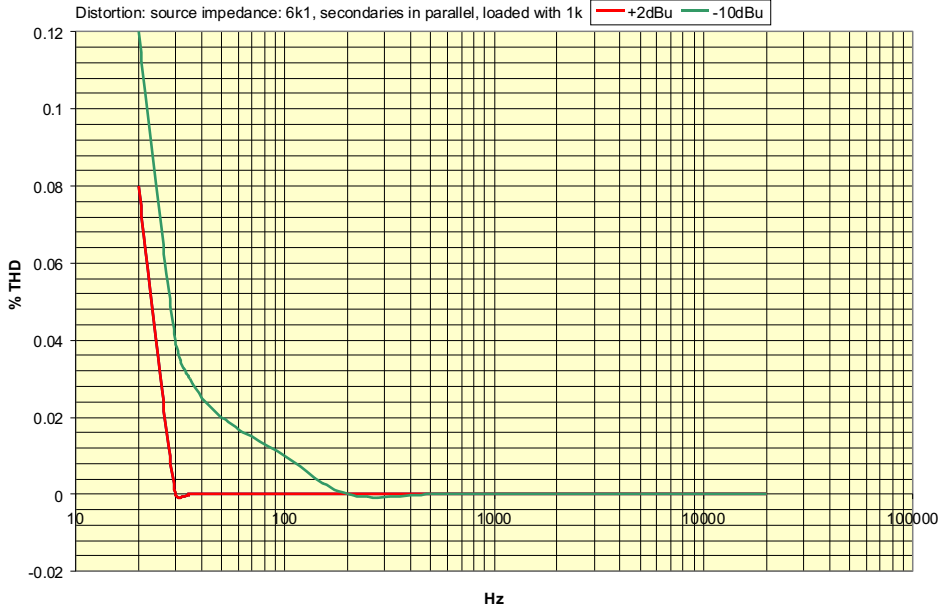
DESCRIPTION	ISSUE	DATE	DRAWN	CHECKED	DRAWING NUMBER
Specification for A187A10C	1	14/12/09	CS		A187A10C
	5	17/01/11	CS		
	6	13/08/14	CS		
	7	20/08/14	CS		

Scale: nts All dimensions in mm unless stated otherwise


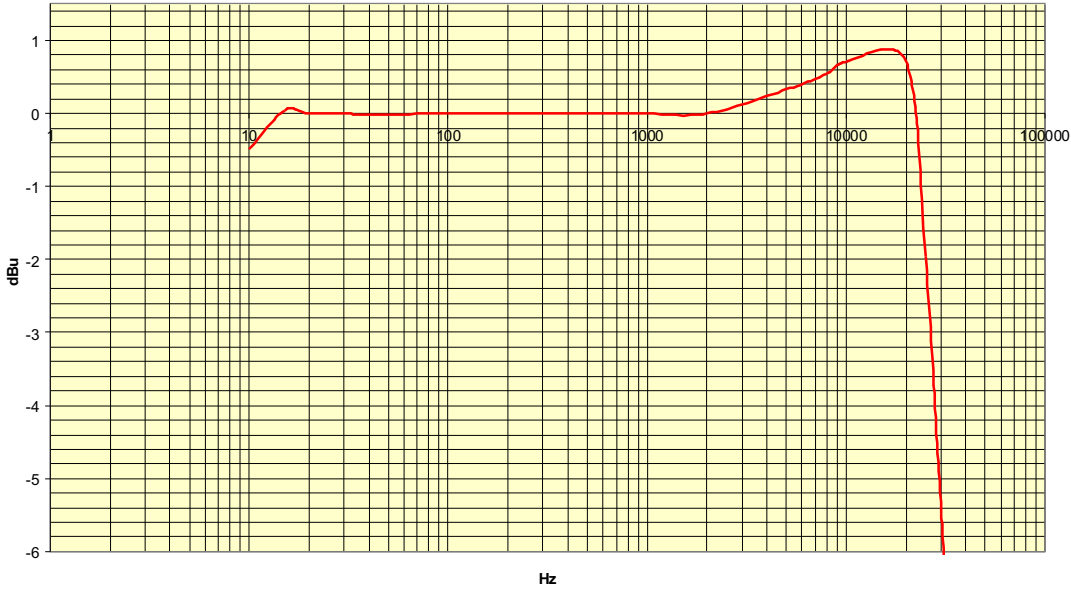
Insertion loss, source impedance 600R, level 0dBm, windings in series, secondary loaded with 560R



Distortion: source impedance: 6k1, secondaries in parallel, loaded with 1k



Frequency response, source impedance: 6k1, level: 0dBu, secondaries in parallel, loaded with 1k



Unit 5, Oxonian Park, Langford Locks,
Kidlington, Oxfordshire. OX5 1FP
Tel: (01865) 855085 Fax: (01865) 855075
Website: www.oep.co.uk

DESCRIPTION	ISSUE	DATE	DRAWN	CHECKED	DRAWING NUMBER
Specification for A187A10C	1	14/12/09	CS		A187A10C
	5	17/01/11	CS		
	6	13/08/14	CS		
	7	20/08/14	CS		

Scale: nts

All dimensions in mm unless stated otherwise