

## Surge protection base element - PT 1X2-BE - 2856113

Please be informed that the data shown in this PDF Document is generated from our Online Catalog. Please find the complete data in the user's documentation. Our General Terms of Use for Downloads are valid (<http://phoenixcontact.com/download>)



Base element for protective plug PT with protective circuit for a 2-core floating signal circuit. Mounting on NS 35/7.5 und NS 35/15, housing width: 17.5 mm.

### Your advantages

- ✓ Plugs can be checked with CHECKMASTER
- ✓ Installed in conjunction with the PT 1x2...-BE base element
- ✓ Maximum ease of maintenance thanks to the two-piece design
- ✓ Base element remains an integral part of the installation
- ✓ Consistent plug-in signal circuit protection
- ✓ Protection for a floating signal circuit
- ✓ Impedance-neutral disconnection of plug for test and maintenance purposes



### Key Commercial Data

Packing unit	10 pc
GTIN	
GTIN	4017918599287

### Technical data

#### Dimensions

Height	90 mm
Width	17.7 mm
Depth	51.5 mm (incl. DIN rail 7.5 mm)
Horizontal pitch	1 Div.

#### Ambient conditions

Ambient temperature (operation)	-40 °C ... 85 °C
Ambient temperature (storage/transport)	-40 °C ... 85 °C
Altitude	≤ 2000 m (amsl (above mean sea level))
Degree of protection	IP20

# Surge protection base element - PT 1X2-BE - 2856113

## Technical data

### General

Housing material	PA 6.6
Flammability rating according to UL 94	V-0
Color	jet black RAL 9005
Mounting type	DIN rail: 35 mm
Type	Base element, DIN rail mounting
Number of positions	2
Direction of action	Signal Ground/Shield-Earth Ground

### Protective circuit

Nominal voltage $U_N$	48 V DC
Maximum continuous voltage $U_C$	53 V DC
	37 V AC
Rated current	450 mA (45 °C)
Resistance per path	2.2 $\Omega$ $\pm$ 10 %
Surge protection fault message	none
Max. required back-up fuse	500 mA (T)

### Connection data

Connection method	Screw connection
Screw thread	M3
Tightening torque	0.5 Nm
Stripping length	8 mm
Conductor cross section flexible	0.2 mm <sup>2</sup> ... 2.5 mm <sup>2</sup>
Conductor cross section solid	0.2 mm <sup>2</sup> ... 4 mm <sup>2</sup>
Conductor cross section AWG	24 ... 12

### Standards and Regulations

Standards/specifications	IEC 61643-21 2000 + corrigendum 2001 + A1:2008, modified + A2:2012
	EN 61643-21 2001 + A1:2009 + A2:2013

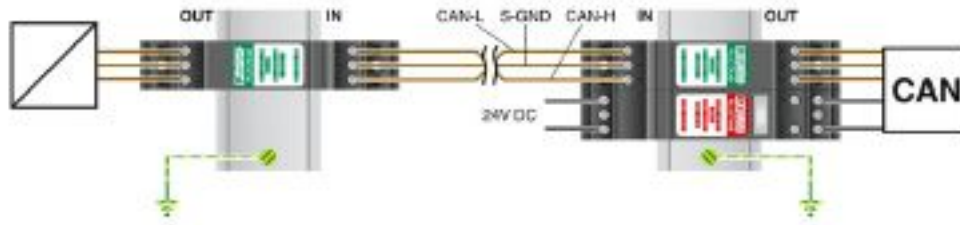
### Environmental Product Compliance

China RoHS	Environmentally Friendly Use Period = 50 years
	For details about hazardous substances go to tab "Downloads", Category "Manufacturer's declaration"

## Drawings

# Surge protection base element - PT 1X2-BE - 2856113

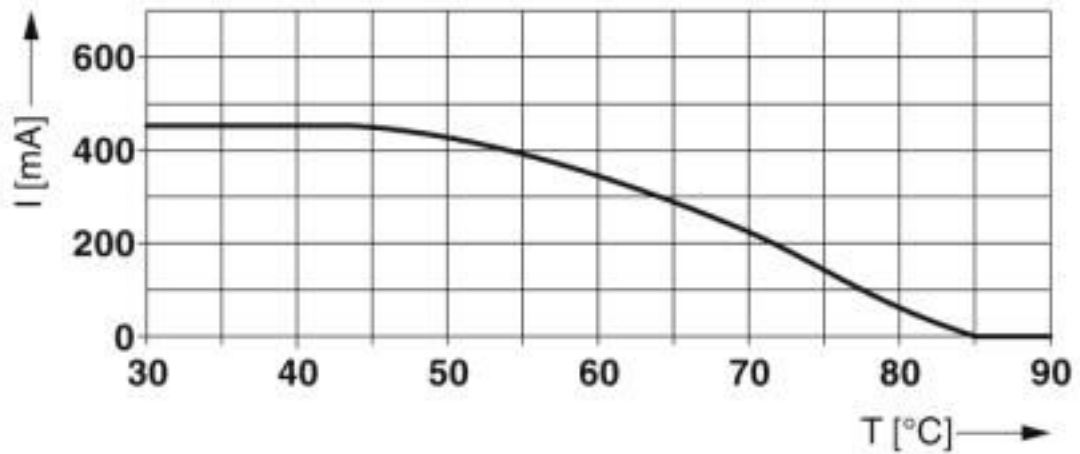
Application drawing



Application drawing

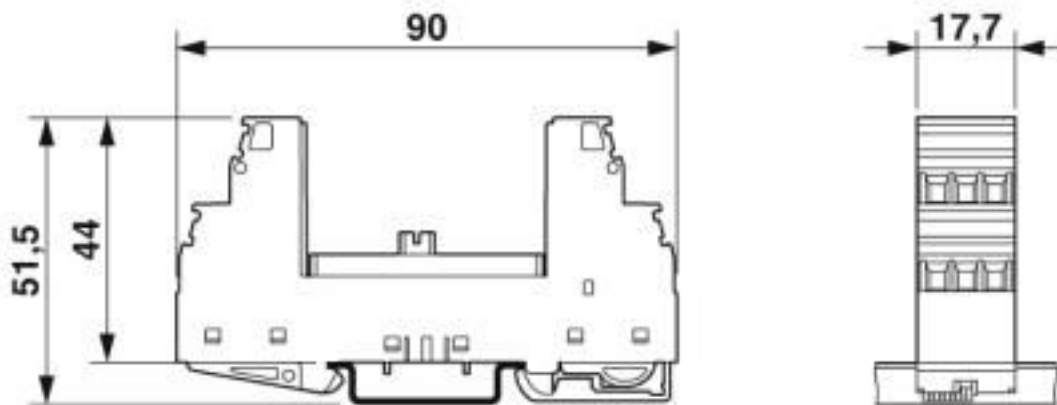


Diagram

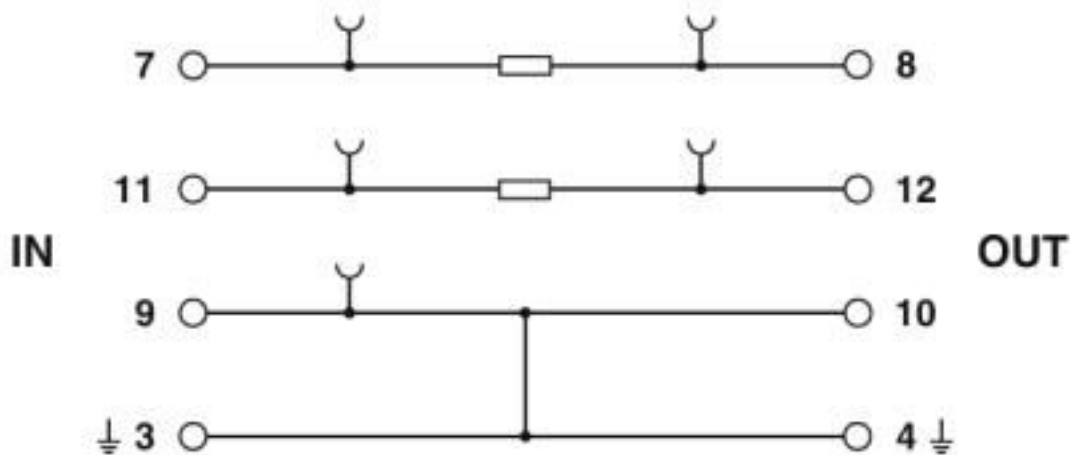


# Surge protection base element - PT 1X2-BE - 2856113

Dimensional drawing



Circuit diagram



## Classifications

eCl@ss

eCl@ss 10.0.1	27130803
eCl@ss 4.0	27130800
eCl@ss 4.1	27130800
eCl@ss 5.0	27130800
eCl@ss 5.1	27130800
eCl@ss 6.0	27130800
eCl@ss 7.0	27130803
eCl@ss 8.0	27130803
eCl@ss 9.0	27130803

ETIM

ETIM 2.0	EC000472
ETIM 3.0	EC000472

# Surge protection base element - PT 1X2-BE - 2856113

## Classifications

### ETIM

ETIM 4.0	EC000472
ETIM 5.0	EC000472
ETIM 6.0	EC000472
ETIM 7.0	EC000472

### UNSPSC

UNSPSC 6.01	30212010
UNSPSC 7.0901	39121610
UNSPSC 11	39121610
UNSPSC 12.01	39121610
UNSPSC 13.2	39121620
UNSPSC 18.0	39121620
UNSPSC 19.0	39121620
UNSPSC 20.0	39121620
UNSPSC 21.0	39121620

## Approvals

### Approvals

#### Approvals

DNV GL / UL Listed / EAC / EAC

#### Ex Approvals

ATEX / UL Listed / cUL Listed / cULus Listed

### Approval details

DNV GL		<a href="https://approvalfinder.dnvgl.com/">https://approvalfinder.dnvgl.com/</a>	TAE00001N6
--------	--	---	------------

UL Listed		<a href="http://database.ul.com/cgi-bin/XYV/template/LISEXT/1FRAME/index.htm">http://database.ul.com/cgi-bin/XYV/template/LISEXT/1FRAME/index.htm</a>	FILE E 138168
-----------	--	---	---------------

EAC			EAC-Zulassung
-----	--	--	---------------

# Surge protection base element - PT 1X2-BE - 2856113

## Approvals

EAC		RU C- DE.*09.B.00169
-----	--	-------------------------

## Accessories

### Accessories

#### Labeled terminal marker

Zack marker strip - ZB 5,LGS:FORTL.ZAHLEN - 1050017



Zack marker strip, Strip, white, labeled, printed horizontally: consecutive numbers 1 ... 10, 11 ... 20, etc. up to 491 ... 500, mounting type: snap into tall marker groove, for terminal block width: 5.2 mm, lettering field size: 5.15 x 10.5 mm, Number of individual labels: 10

Zack marker strip - ZB 5,LGS:L1-N,PE - 1050415



Zack marker strip, Strip, white, labeled, horizontal: L1, L2, L3, N, PE, L1, L2, L3, N, PE, mounting type: snap into tall marker groove, for terminal block width: 5.2 mm, lettering field size: 5.15 x 10.5 mm, Number of individual labels: 10

#### Marker pen

Marker pen - X-PEN 0,35 - 0811228



Marker pen without ink cartridge, for manual labeling of markers, labeling extremely wipe-proof, line thickness 0.35 mm

Marker pen - B-STIFT - 1051993



Marker pen, for manual labeling of unprinted Zack strips, smear-proof and waterproof, line thickness 0.5 mm

## Terminal marking

## Surge protection base element - PT 1X2-BE - 2856113

### Accessories

Zack marker strip - ZB 5 :UNBEDRUCKT - 1050004



Zack marker strip, Strip, white, unlabeled, can be labeled with: PLOTMARK, CMS-P1-PLOTTER, mounting type: snap into tall marker groove, for terminal block width: 5.2 mm, lettering field size: 5.1 x 10.5 mm, Number of individual labels: 10

Zack marker strip - ZB 5,8:UNBEDRUCKT - 2715209



Zack marker strip, Strip, white, unlabeled, can be labeled with: PLOTMARK, CMS-P1-PLOTTER, mounting type: snap into tall marker groove, for terminal block width: 5.8 mm, lettering field size: 5.75 x 10.5 mm, Number of individual labels: 10

Zack Marker strip, flat - ZBF 5:UNBEDRUCKT - 0808642



Zack Marker strip, flat, Strip, white, unlabeled, can be labeled with: PLOTMARK, CMS-P1-PLOTTER, mounting type: snap into flat marker groove, for terminal block width: 5 mm, lettering field size: 5.1 x 5.2 mm, Number of individual labels: 10

### Additional products

Shield connection - SSA 3-6 - 2839295



Shield fast connection for 3 ... 6 mm cable diameter. Potential connecting cable: 200 mm, 1 mm<sup>2</sup>, color: black

Shield connection - SSA 5-10 - 2839512



Shield fast connection for 5 ... 10 mm cable diameter. Potential connecting cable: 200 mm, 1 mm<sup>2</sup>, color: black

Phoenix Contact 2020 © - all rights reserved  
<http://www.phoenixcontact.com>

PHOENIX CONTACT GmbH & Co. KG  
Flachsmarktstr. 8  
32825 Blomberg  
Germany  
Tel. +49 5235 300  
Fax +49 5235 3 41200  
<http://www.phoenixcontact.com>



# Mouser Electronics

Authorized Distributor

Click to View Pricing, Inventory, Delivery & Lifecycle Information:

[Phoenix Contact:](#)

[2856113](#)