


PCB terminal block - FK-MPT 0,5/ 2-3,5 - 1891069

Please be informed that the data shown in this PDF Document is generated from our Online Catalog. Please find the complete data in the user's documentation. Our General Terms of Use for Downloads are valid (<http://phoenixcontact.com/download>)

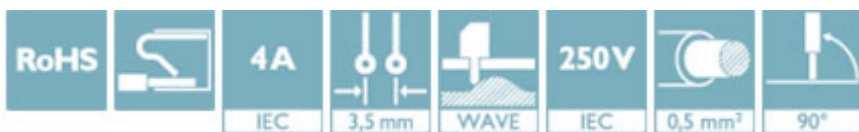
PCB terminal block, Nominal current: 4 A, Nom. voltage: 250 V, Pitch: 3.5 mm, Number of positions: 2, Connection method: Push-in spring connection, Mounting: Wave soldering, Conductor/PCB connection direction: 90 °, Color: green




The figure shows a 10-position version of the product

Why buy this product

- Time saving push-in connection, tools not required
- Defined contact force ensures that contact remains stable over the long term
- Intuitive use through colour coded actuation lever
- Potentials can be easily looped through – ideal for BUS applications
- Small component size for applications where space is at a premium
- Vertical connection enables multi-row arrangement on the PCB



Key Commercial Data

Packing unit	50 STK
Minimum order quantity	50 STK
GTIN	 4 017918 169589
GTIN	4017918169589
Weight per Piece (excluding packing)	0.900 g
Custom tariff number	85369010
Country of origin	Germany

Technical data

Dimensions

Length	7 mm
Pitch	3.5 mm
Dimension a	3.50 mm
Width	7.50 mm
Constructional height	9.5 mm

PCB terminal block - FK-MPT 0,5/ 2-3,5 - 1891069

Technical data

Dimensions

Height	13 mm
Solder pin [P]	3.5 mm
Pin dimensions	0,35 x 0,9
Hole diameter	1 mm

General

Range of articles	FK-MPT 0,5/..-V
Insulating material group	IIIa
Rated surge voltage (III/3)	2.5 kV
Rated surge voltage (III/2)	2.5 kV
Rated surge voltage (II/2)	2.5 kV
Rated voltage (III/3)	160 V
Rated voltage (III/2)	250 V
Rated voltage (II/2)	250 V
Connection in acc. with standard	EN-VDE
Nominal current I _N	4 A
Nominal cross section	0.5 mm ²
Maximum load current	4 A (with 0.5 mm ² conductor cross section)
Insulating material	PBT
Solder pin surface	Sn
Flammability rating according to UL 94	V0
Stripping length	6.5 mm
Number of positions	2

Connection data

Conductor cross section solid min.	0.12 mm ²
Conductor cross section solid max.	0.5 mm ²
Conductor cross section AWG min.	26
Conductor cross section AWG max.	20

Standards and Regulations

Connection in acc. with standard	EN-VDE
	CUL
Flammability rating according to UL 94	V0

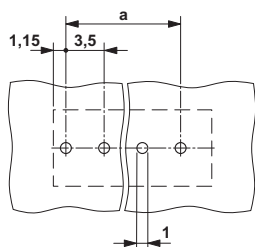
Environmental Product Compliance

China RoHS	Environmentally friendly use period: unlimited = EFUP-e
	No hazardous substances above threshold values

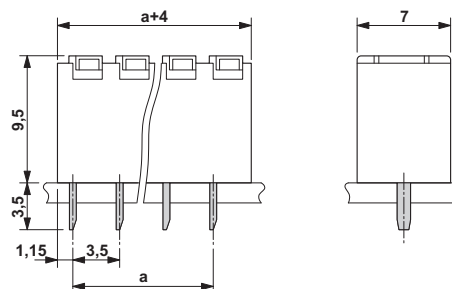
Drawings

PCB terminal block - FK-MPT 0,5/ 2-3,5 - 1891069

Drilling diagram



Dimensional drawing



Approvals

Approvals

Approvals

UL Recognized / SEV / cUL Recognized / CCA / EAC / cULus Recognized

Ex Approvals

Approval details

UL Recognized		http://database.ul.com/cgi-bin/XYV/template/LISEXT/1FRAME/index.htm	FILE E 60425
	B	D	
mm ² /AWG/kcmil	28-20	28-20	
Nominal current I _N	4 A	4 A	
Nominal voltage U _N	300 V	300 V	

SEV		https://www.electrosuisse.ch/en/meta/shop/product-certificates.html	IK-3558
mm ² /AWG/kcmil	0.5		
Nominal current I _N	3 A		
Nominal voltage U _N	160 V		

cUL Recognized		http://database.ul.com/cgi-bin/XYV/template/LISEXT/1FRAME/index.htm	FILE E 60425
	B	D	
mm ² /AWG/kcmil	28-20	28-20	


PCB terminal block - FK-MPT 0,5/ 2-3,5 - 1891069

Approvals

	B	D
Nominal current IN	4 A	4 A
Nominal voltage UN	300 V	300 V

CCA	IK-2681
mm ² /AWG/kcmil	0.5
Nominal current IN	3 A
Nominal voltage UN	160 V

EAC		B.01742
-----	---	---------

cULus Recognized		http://database.ul.com/cgi-bin/XYV/template/LISEXT/1FRAME/index.htm
------------------	---	---