

FEATURES:

- Universal Input: 90~264VAC
- High Efficiency Up To 82%
- Protection: Short Circuit/Overload/Overvoltage
- Internal Input Filter
- RoHS Compliant
- UL Recognized

Specifications typical at TA=25°C nominal input voltage and rated output current unless otherwise specified

Part Number	Output Wattage	Output Voltage	Output Current	Ripple & Noise	Efficiency
	(W)	(V)	(mA)	(mV) Max (Note2)	(% TYP)
AC005-S03	4	3.3	1200	100	72
AC005-S05	5	5	1000	100	75
AC005-S06	5.1	6	850	100	75
AC005-S09	5.4	9	600	100	78
AC005-S12	6	12	500	100	80
AC005-S15	6	15	400	150	80
AC005-S24	6	24	250	240	82
AD005-S05	5	5	1000	100	75
AD005-S12	6	12	500	100	80
AD005-S24	6	24	250	240	82

Notes:

1. 2nd Character in Part Number:

- C: Represents module version with enclosure
- D: Represents open frame version without enclosure
- E: Represents wired version with enclosure

2. Ripple & noise is measured by using 20 MHz bandwidth, measured with 47uf paralleled with a high-frequency 0.47uf capacitor across each output by full load.

Input Specifications

Parameters	Conditions	Min	Typ	Max	Units
Rated Input Voltage	Vo, lo nom		100~240		Vac
Voltage Range	Vo, lo nom	AC in	90	264	Vac
		DC in	120	370	Vdc
Line Frequency	Vi nom, lo nom	47	50/60	63	Hz
Inrush Current	lo nom	Vi:115VAC		10	A
		Vi:230VAC		20	A
Input Current (Full Load)		110mA Max.(115Vac) 70mA Max.(230Vac)			
Input Fuse		VDE/UL/CCC FUSE 2.5A/250V (Slow blow).			

ADAM TECH

AC-DC Converter AX005 SERIES

5Watt
3KV Isolated
Single Output
Module



Output Specifications

Parameters	Conditions	Min	Typ	Max	Units
Output Voltage Accuracy	Vi nom, Io nom	3.3V, 5V Models		±3	%
		12...48V Models		±2	%
Minimum Load	Vi nom	0			%
Line Regulation	Io nom, Vi min...Vi max		±1		%
Load Regulation	Vi nom, Io min...Io nom		±2		%
Transient Recovery Time	Vi nom, Io nom = ← → 0.5 Io nom		1000		us
Protection	Overload	Above 110% rated output power Protection type: Recovers automatically after fault condition is removed			
	Short circuit	Recovers automatically after fault condition is removed			
	Over Voltage	120%-150% rated output Voltage Protection type: Zener diode clamp			

General Specifications

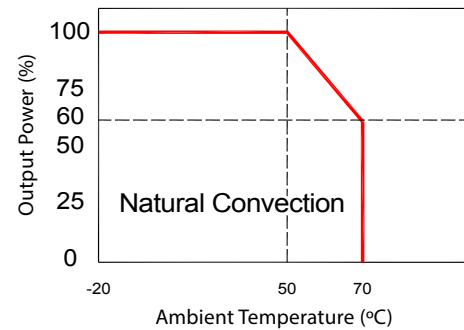
Parameters	Conditions	Min	Typ	Max	Units
Switching Frequency	Vi nom, Io nom		65		KHz
Isolation Voltage	Input / Output		3.0KVac/ 5mA/5Secs		
Isolation Resistance	Input / Output, @500 Vdc	100			MΩ
Ambient Temperature	Operating at Vi nom, Io nom	-20		+70	°C
Derating	Vi nom, Io nom +51 to 71°C			2	%/°C
Storage Temperature	Non Operational	-40		+85	°C
Relative Humidity	Vi nom, Io nom			95	% RH
Dimensions	GA005/GC005 L50.80 x W25.40 x H17.02, GB005 L48.5 x W23.0 x H16.0				mm
Cooling	Free air convection				

Part Number

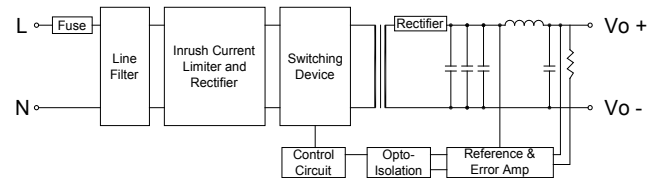
$\frac{A}{A} \frac{X}{B} \frac{005}{C} - \frac{S}{D} \frac{05}{E}$

A: Series
B: Package (C, D, E)
C: Output Watt
D: Single Output
E: Output Voltage

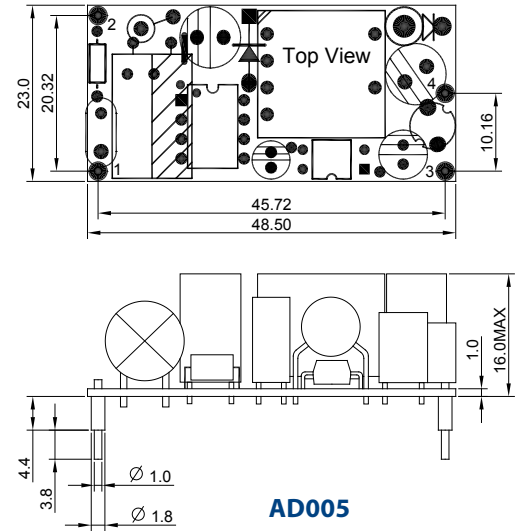
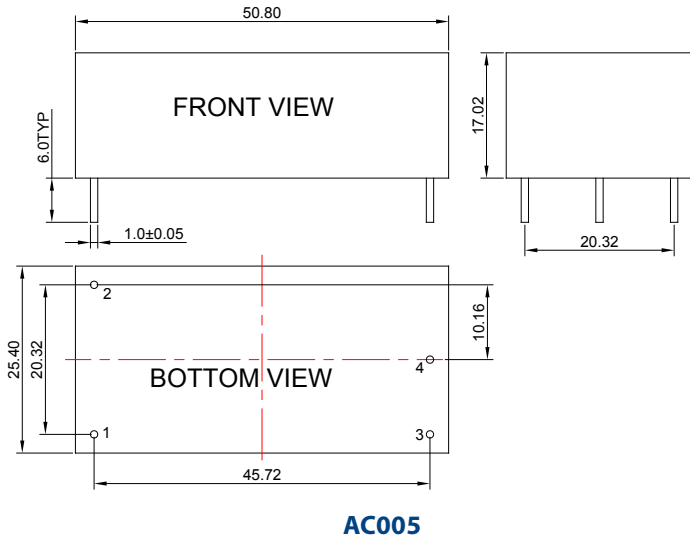
Temperature Derating Graph



Circuit Schematic



Markings and Dimensions



UNIT: mm unless otherwise specified, all tolerances are ±0.50

PIN Connection

PIN	1	2	3	4
AC005/AD005	ACN	ACL	+Vo	-Vo